

Attachment One (1)

Committee on Domestic Violence
Legislative Subcommittee
November 24, 2020

Contents: Committee on Domestic Violence
Legislative Subcommittee Meeting Minutes
February 13, 2020

**NEVADA OFFICE OF THE ATTORNEY GENERAL
COMMITTEE ON DOMESTIC VIOLENCE (CDV)
LEGISLATIVE SUBCOMMITTEE**

Meeting Minutes

February 13, 2020 at 12:00 p.m.

Meeting Location:

Office of the Attorney General
Mock Courtroom
100 North Carson Street
Carson City, NV 89701

1. Call to order and roll call of members.
 - a. The Committee on Domestic Violence (CDV) Legislative Subcommittee meeting was called to order at 12:00 p.m.
 - b. Present
 - Chairwoman Green, April (Chairwoman Green)
 - Meuschke, Sue (Meuschke)
 - Ramos, Suzanne (Ramos)
 - Yoxsimer, Denise (Yoxsimer)
 - Scott, Annette (Scott)
 - a. Absent
 - b. Staff
 - O'Banion, Nicole (O'Banion)
 - Mouannes, Jason (Mouannes)
 - Henna Rasul (Rasul)
 - a. Public
 - None
 - b. **Quorum established**
2. Public Comment
 - a. No Public comment
3. **For Possible Action:** Review, discussion, and possible approval of *January 15, 2020 Meeting Minutes*.

Attachment 1

 - a. O'Banion suggested all members take a moment to review the minutes from the previous committee on Domestic Violence (CDV) Legislative Subcommittee Meeting. Ramos motions to approve the meeting

minutes. Seconded by Chairwoman Green. No further Discussion. All in favor. Motion Passed.

4. **For Discussion and Possible Action:** Legislative Subcommittee member Sue Meuschke, Executive Director, Nevada Coalition to End Domestic and Sexual Violence will facilitate a discussion on the role of the Subcommittee for the members to determine:
- Does the Subcommittee want to actively support chosen legislation through testimony during the Legislative Session?
 - Meuschke: We talked about this in the last meeting, if there was anyone that wanted the committee to play into the 2021 Legislative Session. I see on the agenda that there are three questions that we need to answer. (Meuschke reads through question 1) Any thoughts?
 - O'Banion: Well I would guess that we would need to bring any Domestic Violence, sexual assault, human trafficking legislation to a subcommittee meeting for discussion and choosing a piece of legislation.
 - Meuschke: Can we discuss this if it is not on your list?
 - O'Banion: These were your questions from the last subcommittee meeting, I did not make them up. But to answer your question, Henna are we able to discuss other things besides these three questions?
 - Rasul: I would recommend we stick to the agenda.
 - O'Banion: So just those three questions?
 - Rasul: Correct
 - Chairwoman Green: So my question is, does the subcommittee have the ability to actively support chosen legislation? I don't know if we do. There are official members, myself, Sue, Susan and Annette. I am not sure what we could do with four individuals.
 - Meuschke: So the question is (reads question 1), is there anyone that is on the committee that would like to be a representative of the committee?
 - O'Banion" Is there anyone on the committee that what Sue?
 - Meuschke: That would want to actively support through testimony during a legislative session as a representative of the committee.
 - Chairwoman Green: I could not time wise.
 - Meuschke: I am not hearing anyone volunteer. I would say the subcommittee does not want to actively support chosen legislation through testimony.
 - Chairwoman Green: I would agree

- Scott: What is actually required, how much time and everything? I assume if we are down south we are able to testify at the state building correct?
- Meuschke: It would depend on how many pieces of legislation are chosen, when hearings are held, how many hearings, there is no way of knowing.
- Scott: Does it just have to be one person or can multiple people share these duties?
- Meuschke: Anyone that is interested.
- Scott: It is not that I am not interested, but I could not take on that entire project alone, that would be a lot.
- Meuschke: This doesn't sound like something the subcommittee is able to take on.
- Ramos: I don't think I can with my work schedule and court schedule.
- Meuschke: So I think number 1 is a no, which the subcommittee is not suggesting that they are going to actively testify on legislation as part of this committee.
- Does the Subcommittee want to make legislative recommendations to the full Committee?
 - Meuschke: So this would be more reviewing, finding out, knowing what kind of legislation may be pending before the legislature. Reviewing that legislation and presenting it to the full committee. Some of that would be a little difficult. The Attorney General's Office, if they are going to bring forward any bills, I am assuming those bills would be available for review sometime between June and September is my guess. There may be other organizations that might have legislation where there is position to bring in to the committee. Most legislation will show up during the session.
 - Ramos: Wouldn't that be difficult since our full committee meets quarterly, it would be really difficult to make recommendations to the full committee.
 - O'Banion: We don't meet quarterly, we have been meeting every other month. Attorney General Ford supports having meetings whenever necessary. So if there was legislation, that you wanted to recommend then we could always pull a meeting together. I also thought that this question meant that after reviewing the next reports on the implementation of previous legislation or anything that you guys are aware of that may need to be tweak or any changes you wanted to make, that you would be recommending those to the committee. So not necessarily legislation that other groups are pulling together and just reviewing their legislation but if you guys had any

recommendations for the committee to support and for the Attorney General's Office to eventually bring in one of their BDR's. I think was Sues attempt at getting the responsibilities really defined as a committee together and then moving forward with what you guys decide you want to do.

- Meuschke: Given those two definitions of this question, what would the committee like to do?
- Chairwoman Green: I think earlier, one of the things we wanted to do was to look at legislation from the last session and kind of figure out whether it was working or not. I don't think we ever go to do a lot with that, is that correct?
- O'Banion: That is still in the works, maybe we need to take these items out of the order that I have them in on the agenda and maybe move item number 4 then circle back around to answer these questions, if you think that is appropriate Sue.
- Meuschke: I don't think we are going to have any epiphanies out of item 5. I think we need to decide what kind of work this committee wants to do. Once we have sort of looked at the implantation of some of the legislation (and some just started in January so we won't have a lot of data to look at anyway) the question is, is that a role for the subcommittee. If we are going to be reviewing legislation, how it was implemented and how we identify a problem, do we want to make recommendation for legislative changes.
- Chairwoman Green: So what I was thinking was, that it seems to me that the discussion needs to happen about what is already in place even though we may not have data. I think this subcommittee needs to meet in person for 2-3 hours. I think we would make a lot more progress in person on what we want to do if anything would pass legislation and what we want to do, our purpose, our goals. I believe we would make more progress on these questions and where to go with this.
- O'Banion: I would be more than happy to schedule the conference room so we can videoconference for next meeting, but I think the question is really simple. The question is, if we find any problems or any language that needs to be changed or any additional language that we feel would be beneficial, does this committee want to make recommendations. That means if the committee wants to do that, if something is found, then we would dig into that kind of work with that intent in mind.
- Scott: I am in favor of doing that, I think it is a natural fit for the subcommittee.
- Chairwoman Green: I agree.
- Ramos: I agree

- Yoxsimer: I agree
- Meuschke: I think that makes sense.
- O'Banion: Ok, so everyone on the subcommittee has said yes to the second question about making legislation recommendations if they find that some are needed.
- Meuschke: I would just add that it would not just be what we find as we are doing some of this research into how implementation is happening but we learn about potential legislative initiative that are happening out of our scope. We are not going to be the people that will be carrying the legislation, I think we were really clear about that.
- Any other legislative participation?
 - Meuschke: Anything else people need or want to do on this subcommittee?
 - O'Banion: I am just trying to think of examples of when that might be appropriate. Last year on denim day, we really showed up to support that particular day and there are different days during the legislative session, I know there is sexual assault, but I can't remember what day that was. Would those be considered other legislative participation that we would want to show up for as a subcommittee or do you have other idea in mind?
 - Meuschke: I think one of the questions was the committee in the past. I think all of those things are great and people should participate. I suppose we could do something that was specific to the committee that we identify as needing to happen. But one of the other things that this committee worked on in the past is the legislative report that goes through the legislative counsel bureau. I don't know if that is something this committee wants to continue.
 - O'Banion: I am not a member of the committee, just on the staff to help facilitate, but yes, I think that would benefit if the subcommittee members decide that they would want to assist in writing that report. I like the legislative participation question. Do the subcommittee members feel that would be part of their duties to help write the LCB legislative report on the committee on Domestic Violence?
 - Meuschke: The committee needs to submit a bi-annual report talking about what they have done, and more specifically how they have reached out to each judicial district and gathered input from judges.
 - O'Banion: So one of the things we did for that report for example last session and the previous session is submit questions to the AOC and then the AOC creates a survey and sends that out to all of the districts, gets feedback and then provides that to us.

That is a piece that is included in the report and the other pieces are what the committee has done. And I think this session there is going to be a lot to report on, and I would probably need to invite participation from each one of the subcommittees for their portion of that report to detail what it is those subcommittees have worked on. And then all of that would be put under the full committee. I think the legislative subcommittee would be a great fit for taking on the entirety of the report and then getting bits from others on their portions.

- Meuschke: After having heard all of that, what do you all think?
- Ramos: I wasn't on the legislative committee prior, but they have in the past assisted the Ombudsman to do the bi-annual report correct Sue?
- Meuschke: In the past yes, not last year, because there was no committee last year.
- Ramos: Right, but because they did it in the past and worked closely with the Ombudsman, I think if we are truly committed to the legislative subcommittee, than we should assist in doing that report.
- Yoxsimer: I agree with Susan, I think assisting with preparation of the report seems appropriate but I am not sure who said previously that this committee would be responsible for the entire report, so that part raised a question for me, but I think it seems appropriate that this subcommittee would assist with the completion of the portion that applies to legislative work.
- O'Banion: Clarification, I didn't mean you would be responsible for it. In my head I was envisioning that the legislative subcommittee would do the final review and edit of the whole report, and then the subcommittee would present the final draft to the full committee for any final comments or anything and then we would submit the final draft. I will definitely be participating in pulling all the information together for the report. And Susan and Sue had said working closely with these particular members for the final product.
- Meuschke: I would just add that appropriate work for the subcommittee would be to review the questions that are going to be forwarded to the judges. I think that it would be appropriate for this committee to receive the first draft of the report and be able to go through and make comments. And obviously we would also provide the information about what this committee has done as each committee should do. But rather than putting us all on the Ombudsman's broad shoulders, that there would be somebody that she could go to say "hey what do think of this, can someone help proof?" Also at the next meeting just to look at the

draft that went through the last legislative session so people can get a sense of what it is,

- O'Banion: Yes, I will put that on the next agenda.
- Meuschke: I don't know if you already have your survey questions for the judges... (O'Banion: no, I don't) Well maybe we can look at the questions that went out last time and comment on those. So we are going to be assisting the Ombudsman on putting together the legislative report and I think as we determine that there are changes during the legislative session, that we would make that information available to the full committee on how they wanted to participate. I suppose we could create an event or work with the Attorney General's Office to do some sort of event during the legislative session. You have to get on their calendar really early, some people do breakfast, but they also have tables or days to sign up for, and that might be something we need to talk to the larger committee about and get some examples of what other folks have done.
- Chairwoman Green: Sounds ok to me.
- Meuschke: So Nicole could you put an event on the next agenda, and we will just look at what other folks have done and have that discussion. Unless someone objects. Any other legislative participation that people are wanting to have more conversation about? (Ramos: I think that sounds great) Then I think we can move on.

5. **For Discussion and Possible Action:** Legislative Subcommittee member Sue Meuschke, Executive Director, Nevada Coalition to End Domestic and Sexual Violence will facilitate a discussion on the *Administration of the Courts Statistics and the Uniform Crime Report Statistics*. The Subcommittee members will decide on recommendations or additions, if any, to the *Legislative Action Plan*.

Attachment 2

- a. Meuschke: Part of the conversation that we had had at the last meeting was where could we go to understand how legislation is being implemented or not. And how would we know whether something is working or not. There were only two data sources that we identified during that discussion, one was from the courts that shows all of the cases that go through all levels of the court systems. You all have a copy of that report correct? (All: Yes) These are the statistics that the courts collect. They report out on District Court caseloads, and obviously for us, domestic violence felonies, protection order violations, are the kinds of cases that we would be interested in understanding. We know that in the last legislative session, the number of crimes had increased to a felony or the level of felony increased, so some of these numbers we

would think would increase based on that change in the legislation. Here is some baseline data about the number of cases that are currently going through District Court. (Meuschke reviews attachment) I would suggest that the number of cases going through municipal court and potentially justice court will be significantly smaller, but we can compare and see if there are more felony charges moving forward as a result of some of the legislation. In terms of the UCR (reviews report), I think a startling statistic is the number of orders served (reviews statistic). (Ramos checks out) We know that there has been changes to the service of protection orders, so it will be interesting to see if services increase. We have soft information on protection orders, so this might be a place where we ask nicely to the department of public safety if we could get some additional types of information in this report based on some of the legislation that would pass. For example could we see the length of orders or whether there are two or one year orders being issued.

- b. Chairwoman Green: Checking out.
- c. Meuschke: Looks like we lost our Quorum.
- d. O'Banion: No we still have Quorum, we only lost two people and we have 5 as long as there are still 3 on the line.
- e. Meuschke: Ok well that is the information on protection orders and then the final section is on Domestic Violence (Continues to review report). So if you look through the Jurisdictions that reported, notice that Metro did not report in 2018.
- f. Scott: Do we know why? Should there be an asterisk on there, I do not see one?
- g. O'Banion: Yes at that bottom of that page says the domestic violence number for 2018 is incomplete. (Reads asterisk)
- h. Meuschke: I shouldn't say that we don't know, I have heard Metro is using a different system. I have a call into them to try and find that out but they have not yet returned my phone call.
- i. O'Banion: Sue did you call the number that I gave you?
- j. Meuschke: Yes I did. So these are statistics that come out every year and generally they include law enforcement, so we need to figure out why 2018 is like this. I think that it would be interesting once we figure out what happened in 2018 just to see if there is any impact on arrests or people contacting law enforcement as a result of the Anderson Case. The four years prior to 2018 there was a consistent increase.
- k. O'Banion: I can reach out to Elynn if you would like to find out where Metro's numbers are and give that update on the next agenda.
- l. Meuschke: That would be great. In terms of some of the legislation that passed in the last session, I think the other data that would be interesting and I know that it is not conclusive either, is the number of administrative fee assessments that are coming in. There was legislation that changed those assessments so it is not just domestic

battery, but any crime included within the list of acts of domestic violence and that would have the relationship. (Reviews Report) I would encourage people to take a look at these reports and identify any of the data points that we should follow to understand better how laws are being implemented and those that were not and particularly if you want to look in your own jurisdiction. Those are the data places that I know to go to in order to understand some of the implementation of the laws. Any questions of comments or other areas that we need to go out and see if we can find the numbers?

- m. Scott: Thanks for reviewing and helping us understand that better.
- n. Meuschke: Should be interesting to see if the repository is able to add all the other orders and whether they are going to report out. Nicole, in the legislation was there a requirement that they include that information for reporting?
- o. O'Banion: There was no that piece in the legislation.
- p. Meuschke: I will call these people again and see if they return my call.
- q. O'Banion: If they don't Sue, let me know and I will contact the chief who had given me their direct line for you and let her know they are not responding.
- r. Meuschke: Any other questions or concerns? I do agree with April that it would be great if we could set aside a time to look at all the changes that occurred in the last session and really identify what we can understand based on some of the data that we have and then what is the other data that we need to collect and how do we go about doing that.
- s. O'Banion: Ok, so the next meeting will be scheduled in person between the Las Vegas and Carson City Office. Other people can weigh in if they think yay or nay on this.
- t. Yoxsimer: I agree with that, I think that it logical next step.
- u. O'Banion: Are we done with item 5 Sue?
- v. Meuschke: Unless anyone has any comments, yes we are done.
- w. Ramos: I am back. I had a question about the reports. Did anyone mention about the reopen cases, what that means?
- x. Meuschke: We can ask, we do not know what it means.
- y. Ramos: I would like to get clarification on those reports, what reopen means.
- z. O'Banion: Is that on the DPS report or on the AOC?
- aa. Ramos: On the reports from the courts that have all the cases from the jurisdictions, AOC.
- bb. Meuschke: No it's the AOC. Ok moving on.

6. **For Discussion and Possible Action:** Legislative Subcommittee member Sue Meuschke, Executive Director, Nevada Coalition to End Domestic and Sexual Violence will facilitate a discussion on the *Action Plan*:

- Any additions from Agenda Items #4?
 - So Agenda item 4 speaks to action item 3 on the action plan. So we have reviewed the process from previous sessions, and I think we have agreed that what the committee will do moving forward is as we are doing our review of implemented legislation and/or if we learn of other legislation, then we would review and make recommendations either to the committee about legislation that needs to move forward and/or legislation that we want to support. At least letting the committee know about the legislation that is out there.
 - O'Banion: Yes, everybody on the subcommittee said yes to this one.
 - Meuschke: The other thing that I heard is that we would support the Ombudsman in assisting with the bi-annual report. So we would provide feedback and review that report, is that a true statement?
 - O'Banion: Yes I have that down as a yes from all of the members. Should I add that to number four under activities of action item number 3?
 - Meuschke: I don't think so, I think what we do is that as a result of today's meeting we will be able to have a written process for the legislative subcommittee or at least we will begin to develop that. The third action would be identifying any events that will be happening during the legislative session or even creating an event. If people don't want to do that, please say no.
 - Ramos: That is what we agreed on.
 - Meuschke: Those are the three things that we as a committee are willing to work on, and not willing to go and testify as a committee or taking that on as committee work, but we will review and make recommendations and help with the report. Would anyone like to take those three things and create written process for us?
 - O'Banion: Do you happen to have a template of another written process that you have developed that could give someone some inspiration on how to draft that?
 - Meuschke: We will have templates of processes that we use to do things, right? This is like recommending legislation, we are going to review legislation that happened in the past, identify any areas that may need cleaning up or change or additions. You will approve that at the committee level and present it to the larger committee for approval. The Ombudsman will be presenting the questions that will go in front of the judges and we will review those and comment. We will review the first draft and the second draft or however many drafts of the report you would like to get reviewed and comment from the committee and then whether we

are the people that take it to the full committee or whether it is the Ombudsman.

- Meuschke: I am happy to do it, then you can all comment on it. I don't think there are any additional items from number 4. I think we have now moved into the next step. So in the next meeting we will have a draft process for the committee to review.
- Any additions from Agenda Items #5?
 - Meuschke: Touches on action item 2. We have developed the list, this is step 2, identifying information sources. So we are going to have another meeting and do some in depth thinking about where we can get information about how some of these laws are or are not being implemented. And out of the conversation hopefully we can reporting back. I don't think there are any new steps.
 - O'Banion: I agree
 - Yoxsimer: I agree as well.
 - Scott: I also agree.
 - Ramos: Me too.
- How to approach Listening Sessions?
 - I believe that the listening session were one of the areas where we would gain information about legislation. I think we are all engaged in listening sessions in our own agencies.
 - O' Banion: I would agree. So would one thing potentially be that at the next meeting as part of Action number 2 activity 4, which is where we would bring what we have heard in helping us identify potential changes to aid the implementation?
 - Meuschke: It would obviously be helpful if you can write it up.
 - O'Benion: Write up what we are hearing about the issues. So, all the subcommittee members on the phone, if you could take some time and make bullet points and bring it to the next meeting, that would be great and the next meeting is going to be in person.
 - Meuschke: If you could tie it to some of the legislative changes that would be great. For example if you are hearing that the judges are refusing to do two year orders that would be good information to hear about.
 - O'Banion: So what we are hearing about the newest legislation?
 - Meuschke: Anything that you are hearing, but particularly we want to know of any of the changes that have been made and are making a difference.
 - Ramos: Just need some clarification, are we providing these bullet points for the next full committee or to Nicole so she can include it all at once.
 - O'Banion: Those bullet points are going to be part of our discussion for our next in person subcommittee meeting.
 - Ramos: Oh ok, no problem

- O'Banion: We don't have anything pulled together that we are going to bring to the full committee yet.
- Meuschke: I would certainly encourage people to do some of this work and send it in early so we have something to work from, but also as we go through the different pieces of legislation, if you have something to add, that would be a time to talk about what we are hearing, what we are seeing and figuring out how we can document it moving forward.
- Scott: I am going to email April because I know her staff has a lot of input on this so that she can bring that with her to the next meeting.
- O'Banion: Thank you Annette. We really need it to be done early enough so that I can make it as an attachment or forward it on to the other committee members, so that when we come to the meeting we already have the information in our hands and can actually have a discussion rather than having to read it and go over it right at the meeting, which will just lengthen the time of the meeting.
- Scott: Is there a specific date you would like us to have that to you by?
- O'Banion: When we get to the next item, which is when we scheduled the next subcommittee meeting, then I will be able to give you guys a deadline day for having materials to me. Any other discussion in item 6? Ok, we will close item 6 and move on.
- Any other next steps? N/A

Attachment 3

7. **For Discussion and Possible Action:** the CDV and Subcommittee's tentative future meeting dates:
- Training Subcommittee: TBD | Location: Mock Courtroom, Carson City Office of the Attorney General
 - Still needs to be scheduled.
 - Court Subcommittee: March 6, 2020 @ 9:00 a.m. | Location: Mock Courtroom, Carson City Office of the Attorney General
 - Legislative Subcommittee: TBD | Location: Mock Courtroom, Carson City Office of the Attorney General
 - Meuschke: Anytime in March, otherwise I am not available until May. I am gone April 3rd through the 24th.
 - Ramos: Are we wanting to have another meeting before the 24th of March?
 - Meuschke: What does the March 19th look like for everyone?
 - Ramos: I am open

- O'Banion: I am not available that day, but we could still schedule the meeting. I could work with you Sue to get the agenda together and Jason can get the meeting up and running and record it.
- Yoxsimer: I can do the 19th of March.
- Meuschke: Nicole, what about the 25th or the 27th?
- O' Banion: I am open on both of those days.
- Ramos: I am open all day on the 25th and the morning of the 26th.
- Scott: I am open.
- Yoxsimer: I am open.
- Meuschke: Could we do a 1:00 pm to 4:00pm?
- O'Banion: I just have to verify that both meeting rooms are open at that time. It is the 25th we are looking at correct?
- Meuschke: Yes
- O'Banion: While we are waiting to hear back about the room, I will go over my notes for the next meeting agenda. These are just the notes that I scratched down; for the agenda I will bring the last LCB report that was filed for review and discussion, which contains the questions that were submitted to the judges last time, so we will look at if we want to change those questions. The structure of the report and what information and what we want to have included on this upcoming LCB report. I have down that we will look at if we want to participate in an existing event as a subcommittee or full committee during the legislative session or if we would like to recommend a creation of an event to the full committee. I have that I will check with Elynn on where Metros numbers are being reported and if I can get that information and bring it to the next meeting to add to the information on the reports we went over today. I will also see if I can find out any information in regard to the fees being assessed and if there is any change, hopefully an increase in those. I have that we are all to read over these reports and identify any data points that we want to bring attention to in our next discussion. Sue will draft the process for the subcommittee on the different tasks, so we will have that as a draft item to go over. We will also write up bullet points on what we are hearing in our own agencies and another committees that we are on any legislation and get those to myself so that I can have them as an attachment on the next agenda.
- Meushcke: Particularly any legislation that passed in the last session.
- O'Banion: So I did just get confirmation back that the conference rooms are open March 25th from 1:00-4:00 pm. So we will schedule the next meeting at that time, which then means that the deadline to get me material is COB March 16th. That is all that I had down to put on the next subcommittee meeting. Any

other comments or discussion for item 7? Item 7 closes, moving on.

- Committee on Domestic Violence: March 24, 2020 @ 2:00 p.m. | Location: Mock Courtroom, Carson City Office of the Attorney General via video Conference Room 4500, Las Vegas Office of the Attorney General.

8. Public Comment. N/A

9. **For Possible Action:** Adjournment.

- O'Banion: can I get a motion to adjourn?
- Meuschke: I move to adjourn.
- Ramos: I second.
- O'Banion: We are adjourned.

Minutes respectfully submitted by: Kristalei Wolfe

Edited by: **Nicole O'Banion**

Office of the Attorney General

Attachment Two (2)

Committee on Domestic Violence
Legislative Subcommittee
November 24, 2020

Contents:
Legislative Subcommittee Action Plan

Legislative Sub-Committee Action Plan

<u>Action</u>	<u>Activities</u>	<u>Due Date</u>	<u>Documentation Needed</u>
1. By April 2020 research and make recommendations regarding Domestic Violence High Risk Protection Team implementation in Nevada.	<ol style="list-style-type: none"> Legislative Committee discussion - completed Webinar Presentation by the Jeanne Geiger Crisis Center on their Domestic Violence High Risk Team Model to full CDV and discussion of applicability to Nevada completed Determine next steps 	1/28/19 10:00 a.m.	<ul style="list-style-type: none"> None
2. By June 2020 and ongoing, identify and track 2019 legislative changes to understand how these changes are being implemented throughout the state.	<ol style="list-style-type: none"> Develop list of legislative changes. completed Identify information sources to track implementation of changes – DPS, AOC, etc. in-progress Report back on implementation successes and struggles Identify potential changes to aid the implementation 	Dec. 31st Dec 31st TBD – CDV Meeting dates June 30th	<ul style="list-style-type: none"> List of legislative changes Contact/source list Reports at each CDV Meeting Written report
3. By April 2020 and ongoing create a process to review, recommend and take a position on suggested legislation for the 2021 session	<ol style="list-style-type: none"> Review process from previous sessions. completed Develop written process for legislative sub-committee in progress Present to CDV for approval and implementation 	Dec. 31 st Jan 31 st Spring CDV meeting	<ul style="list-style-type: none"> Written Report
4. By November 2020 and ongoing draft and finalize Committee on Domestic Violence Biennial Report	<ol style="list-style-type: none"> Review most recent report submitted to the Legislature and provide feedback Draft report and share with full CDV Send report to the NV Legislature 	Next Meeting: November 24, 2020	<ul style="list-style-type: none"> Written Report

Attachment Three (3)

Committee on Domestic Violence
Legislative Subcommittee
November 24, 2020

Contents:
2019 Biennial Legislative Report

2019 Biennial Report

**A report to the Nevada Legislature, by the
Committee on Domestic Violence**

In compliance with Nevada Revised Statute 228.470



Table of Contents

Committee on Domestic Violence Membership	3
2019 Committee on Domestic Violence Biennial Report	6
Introduction	6
2017 Meetings	6
2018 Meetings	8
Judge Survey	10
Legislative Summary.....	10
Victim Information Notification Everyday (VINE).....	10
Appendix A	12
Rape Offenses Statistics (Nevada Department of Public Safety).....	13
Protection Orders Statistics (Nevada Department of Public Safety)	20
Domestic Violence Statistics (Nevada Department of Public Safety).....	28
Appendix B	94
State of NV Domestic Violence Prosecution Best Practices Guidelines.....	95
Appendix C	123
CDV Fatality Review Report.....	124
Appendix D	129
Judicial Domestic Violence Survey Summary	130
Appendix E	133
2017-2018 VINE Statistics Report	134
Appendix F.....	139
VINE VAWA Reports for 2017	140
VINE VAWA Reports for 2018	196

COMMITTEE ON DOMESTIC VIOLENCE MEMBERSHIP

Aaron Ford Chair	Office of the Attorney General Attorney General
Suzanne Ramos Vice Chair	City of Reno Attorney's Office Victim Advocate
Honorable Max Bunch Treasurer	Administrative Office of the Courts Senior Judge
Annette Scott Secretary	S.A.F.E. House Director of Advocacy
Angela Prindle	Newmont Mining Corporation External Relations Representative
April Green	Legal Aide Center of Southern Nevada Directing Attorney, Family Justice Project
Christine Jones Brady	Attorney General's Office 2 nd Assistant Attorney General
Christopher Hazlett-Stevens	Reno City Attorney's Office Deputy City Attorney
Cory Hernandez	Integrative Provider Network Outreach Director
Dawn Buoncristiani	Keller Williams Group One Inc. Real Estate Agent
Denise Yoxsimer	Domestic Violence Resource Center Executive Director
Dorie Guy	Retired
Elynn Greene	Las Vegas Metropolitan Police Department Manager Victim Services/Human Trafficking
Emily Troshynski	UNLV Department of Criminal Justice Undergraduate Coordinator
Eric Sprately	Sheriffs and Chiefs Association Executive Director

Monsignor Gregory Gordon	Saint Anne Catholic Church Monsignor
John Riley	Fallon Police Department Administrative Sergeant
Karl Hall	City of Reno Attorney's Office City of Reno Attorney
Kelsi Herrick	Department of Child and Family Services Administrative Assistant II
Leisa Moseley	The Action Company President
Magann Jordan	Clark County District Attorney's Office Assistant Director
Marcie McMahonill	Las Vegas Metropolitan Police Department Director of Detention Services - Records
Marla Morris	Austin's House Executive Director
Max Brokaw	Washoe County Sheriff's Office Lieutenant
Michael Wheable	White Pine County District Attorney Office White Pine County District Attorney
Honorable Patricia Lynch	Retired
Patty Cafferata	Second Judicial District Court Law Clerk
Sue Meuschke	Nevada Coalition to End Domestic and Sexual Violence Executive Director
Tim Hamilton	Retired
Tracy Harig	Reno Orthopedic Center Nurse Practitioner

Office of the Attorney General staff to Committee:

Sarah Bradley, Senior Deputy Attorney General to the Committee

Nicole O'Banion, Ombudsman for Domestic Violence, Sexual Assault and Human
Trafficking

Jason Mouannes, Assistant to the Ombudsman

2019 Committee on Domestic Violence Biennial Report

INTRODUCTION

The Committee on Domestic Violence was established July 2017 by Senate Bill (SB) 25 which consolidated the Nevada Council for the Prevention of Domestic Violence (NCPDV), Committee on Domestic Violence (CDV) – Batterer’s Intervention Program Certification, Victim Information Notification Everyday (VINE) Subcommittee, and AG Statewide Domestic Violence Fatality Review Team (AGSDVFRT) into a single committee now known as the Committee on Domestic Violence (CDV). The Committee assumes responsibility for the work of the Nevada Council for the Prevention of Domestic Violence, which was established in 1995 by Former Attorney General Frankie Sue Del Papa as an advisory committee on domestic violence issues. In 2005, the 73rd Session of Nevada Legislature officially established the Council with the passage of Assembly Bill 219, see NRS 228.480. The Council has been responsible for the creation of standards for Batterer Intervention Programs, the creation of the Domestic Violence Ombudsman in the Office of the Attorney General, establishment of the Protection Order registry as part of the Department of Public Safety, the creation of the Nevada Domestic Violence Fatality Review Team (under AG Catherine Cortez Masto) and many other policies and programs to address domestic violence in Nevada.

The mission of the CDV is to encourage the elimination of domestic violence and sexual assault and to help break the cycle of violence in Nevada. The purpose of the CDV is to prevent and eliminate domestic violence through increased awareness of the existence and unacceptability of domestic violence in our state, review the death of a victim of domestic violence, to recommend legislation, and to govern the VINE (Victim Information Notifications Everyday) system.

The membership requires at least two individuals must be residents of a county whose population is less than 100,000 with the overall membership representing a variety of disciplines, including law enforcement, the judiciary, prosecution, victim services, a batterer’s treatment provider, a mental health care provider, and domestic violence survivors. The CDV meets at least three times each calendar year, one of which must be held in the Fourth, Fifth, Sixth, Seventh or Eleventh Judicial Districts (which includes Elko, Esmeralda, Eureka, Humboldt, Lander, Lincoln, Mineral, Nye, Pershing, and White Pine counties).

For the latest Nevada Statistics on Rape Offenses, Protection Orders, and Domestic Violence, **please reference Appendix A.**

2017 MEETINGS

In 2017, the Committee on Domestic Violence (CDV) conducted multiple meetings including one meeting in Elko, Nevada:

January 5, 2017

- The Victims of Crime Act (VOCA) is a subgrant from Nevada Division of Child and Family Services currently paying for enhancements to VINE in the amount of \$243,000. As far as maintenance, all jurisdictions are invoiced for their annual amount.

March 22, 2017

- Nevada will become first state to roll out the new version of VINE (mobile application enhancements) in May allowing access to a directory for service providers, offender watch list of users, and mobile features.
- DV Ombudsman created a brochure providing contact information for a variety of victim services in Nevada.
- DV Ombudsman submitted the 2017 NCPDV Biennial Report to Legislative Counsel Bureau.
- DV Ombudsman began revising domestic violence and human trafficking webpages on the Nevada Attorney General's Office website.

May 12, 2017

- Finalized implementation plans for Enhanced VINE release.

July 27, 2017

- The first official meeting of the Committee on Domestic Violence (CDV) took place at the Carson City office.
- Committee members were sworn in by Attorney General during meeting.
- Senate Bill (SB) 25 had passed allowing the establishment of the committee.
- Members were nominated for committee roles.
- The Division of Public and Behavioral Health adjusted application regulations for domestic violence agencies.

November 28, 2017

- Nicole O'Banion was introduced as the new Ombudsman for Domestic Violence, Sexual Assault, and Human Trafficking.
- The direction of committee was determined.
 - o Batterers' treatment subcommittee and fatality review team were created during the meeting.
- Field guide for law enforcement and a family violence prevention program were considered for possible endorsement next meeting.
- The "State of Nevada Domestic Violence Prosecution Best Practices Guidelines" was considered for a review and update.
- Gina Hines talked about the Confidential Address Program (CAP) and the transition from the Nevada Attorney General's Office to the Division of Child and Family Services.

2018 MEETINGS

In 2018, the Committee on Domestic Violence (CDV) conducted multiple meetings including one meeting in Lovelock, Nevada:

March 19, 2018

- Fatality Review Team Subcommittee reviewed the updated confidentiality agreement, fatality review team protocol, and data collection tool.

March 26, 2018

- Batterers' Treatment Subcommittee met to review an application for a new agency to provide a recommendation to Division of Public and Behavioral Health.

May 30, 2018

- VINE press (re)release – letter sent out statewide to law enforcement, prosecutors, system advocates and community service providers informing them about enhanced version of VINE, which now includes statewide service providers and is available as a mobile app.
- VINE article was written by the Ombudsman for the Statewide Nurses Publication.
- Reported on the Domestic Violence Law Enforcement Training in Elko offered February 2018 and attended by more than 60 participants from law enforcement, social services, prosecutors and victim advocates.
- Inaugural Human Trafficking Benefit Dinner took place in Las Vegas.
- NVeLearn Training for Domestic Violence Awareness being developed for state employee training website.
- Possible interest in tracking recidivism rate.
- Ombudsman wants to make VINE as available as 911 to everyone through awareness/outreach campaign.
- Approval of Committee on Domestic Violence brochure describing the committee.
- Update from the Fatality Review Team Subcommittee meeting.
- Approval of State of Nevada Domestic Violence Prosecution Best Practice Guidelines. **Please reference Appendix B.**
- Approval of field guide “Investigating Domestic Violence Crimes in Nevada” as a statewide law enforcement guide.

June 26, 2018

- Batterers' Treatment Subcommittee met to review a new application for the Journey to Recovery program to provide a certification recommendation to the Division of Public and Behavioral Health.

July 16, 2018

- Batterers' Treatment Subcommittee met to review a new application for the Legacy Learning Center LV program to provide a certification recommendation to the Division of Public and Behavioral Health.

August 22, 2018

- 5th Annual Human Trafficking Fundraising Dinner taking place in Reno August 24, 2018.
- Began a VINE/Victim Advocate website project.
- Worked on securing grants for law enforcement in rural counties to obtain system advocates.
- Ombudsman sent out letter to statewide to law enforcement, prosecutors, system advocates and community service providers with information on how to apply to the Human Trafficking Contingency Fund.
- Discussed our strategies to combat human trafficking with a Russian Delegation.
- Nevada Attorney General's Office launched sexual assault website for survivors.
- Nevada Attorney General's Office created human trafficking victim resource guide and made it available on the Attorney General's website.

October 1 & 2, 2018

- Fatality Review Team met to review a domestic violence fatality case.
- The Team developed a report of identified opportunities for improvement, as well as resources and suggested strategies for implementation. For the CDV Fatality Review Report, **please reference Appendix C.**

December 4, 2018

- Rural CDV met in Lovelock, Nevada.
- The Ombudsman updated members about a few initiatives that had taken place:
 - o *The Prosecutor*, the National District Attorneys Association magazine, requested that Nicole O'Banion write an article for Domestic Violence Awareness Month while elaborating on the Victim Information Notification Everyday (VINE) program. It was published nationwide.
 - o The 5th Annual Human Trafficking Dinner took place in Reno in August raising approximately \$60,000 for the Human Trafficking Contingency Fund.
- Stephanie Johnson shared information about the Winnemucca Domestic Violence Services and successful fundraising efforts.
- Committee members reviewed the Fatality Review Team Recommendations led by Karl Hall.

- Ross Armstrong shared the CSEC coalition “Model Coordinated Response Protocol and Toolkit to Address the Commercial Sexual Exploitation of Children in Nevada.”
- Tracy Harig shared the “Domestic Violence Screening Protocol for Health Clinics”.

JUDGE SURVEY

Per NRS 228.470(2)(f), the CDV shall solicit comments and recommendations from district judges, municipal judges, and justices of the peace in rural Nevada and include them in its report as a separate section.

The CDV in collaboration with the Administrative Office of the Courts compiled a survey for the Nevada Judiciary in January 2019. A Summary of this Survey is attached to this report. **Please reference Appendix D.**

LEGISLATIVE SUMMARY

While the Committee on Domestic Violence did not take any position during 2018, the following bills were introduced by the Office of the Attorney General:

- AB 19: Revises provisions regarding orders for protection
- AB 41: Revises provisions regarding fictitious address program participants
- AB 60: Revises provisions relating to domestic violence

VICTIM INFORMATION NOTIFICATION EVERYDAY (VINE)

Nevada VINE is a free service for victims of crime or members of the public. The service allows users to register and receive automated notifications of changes to an offender’s custody or criminal case status. VINE allows victims of crime to regain some control over their personal safety plan by having access to reliable information about perpetrators.

Per NRS 228.205(3), the CDV may adopt policies, protocols and regulations for the operation and oversight of the system. Nevada became the first state in the country to launch the Enhanced VINE. The updated version of VINE encompassed new enhancements, including but not limited to, streamline access of victim resources, convenient accessibility features and as a mobile app.

For the 2017-2018 VINE Statistics Report, please reference **Appendix E.**

The following reports break down the number of VINE registrations that involve domestic violence, sexual assault, and stalking from all the registrations in the VINE system for purposes of funding the VINE Program. The program gets funding from the STOP funds that would not allow other crimes to be funded with their money.

For VAWA Reports for 2017 and 2018, please reference **Appendix F**.

APPENDIX A



Rape Offenses



2017 Rape Statistics

**One Rape Every 4 Hours,
41 Minutes, 49 Seconds**

	Offenses	% of Index Crimes	% Change from 2016	Crime Rate / 1,000 Pop	Cleared	% Cleared
INDEX CRIMES	94,751		-0.97%	31.60	15,906	16.79%
Violent Crimes	16,626	17.55%	-16.03%	5.55	6,559	39.45%
Rape	1,865	1.97%	8.12%	0.62	398	21.34%

Most Probable Gender and Age of Arrested Offender

	Reported	% of Total
Male Offender, 30 - 34 years of age	52	14.65%
Total Arrests Reported	355	

** The total arrests cleared may not match the arrested data by gender, race, and ethnicity due to limitations in the way the data are collected and reported.*

Strongest Time of Year for Rape Offenses

	Reported	% of Total
Quarter 3, July 1 - Sept 30	503	24.49%
May	175	8.52%
Total Rapes Reported	2,054	

** The total arrests reported by time of year may not match the reported data by gender, race, and ethnicity due to limitations in the way the data are collected and reported.*





About Rape

NOTE: In 2011, the FBI UCR Program revised the definition of rape for reporting purposes. As the offense is now defined, it is possible to report either males or females as rape victims.

Rape - penetration, no matter how slight, of the vagina or anus with any body part or object, or oral penetration by a sex organ of another person, or by a sex-related object, without the consent of the victim. This definition includes either gender of victim or offender. This definition also includes instances in which the victim is incapable of giving consent because of temporary or permanent mental or physical incapacity (including due to the influence of drugs or alcohol) or because of age. Physical resistance is not required on the part of the victim to demonstrate lack of consent.



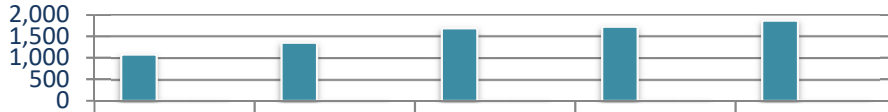


Rape in Nevada

5-yr Comparison: 2013 – 2017 Offenses & Attempted vs Completed, Clearances by Quarter

Rapes

5-yr Comparison: 2013 - 2017
Crime Rates per 1,000 Population

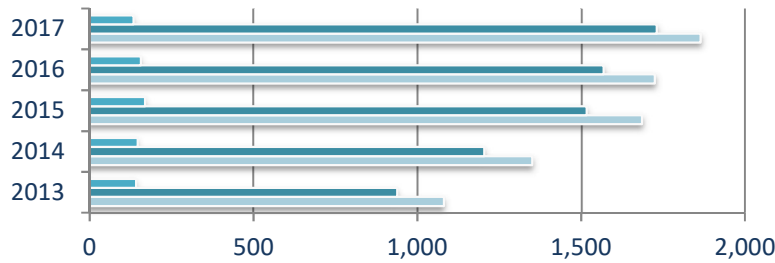


	2013	2014	2015	2016	2017
Rapes Reported	1,081	1,351	1,686	1,725	1,865
% Change from prior year	17.12%	24.98%	24.80%	2.31%	8.12%
Crime Rate per 1,000 Pop	0.39	0.48	0.58	0.59	0.62

■ Rapes Reported

Rapes: Completed vs Attempted

5-yr Comparison: 2013- 2017



	2013	2014	2015	2016	2017
Attempted	142	147	169	156	134
Completed	939	1,204	1,517	1,569	1,731
Reported	1,081	1,351	1,686	1,725	1,865

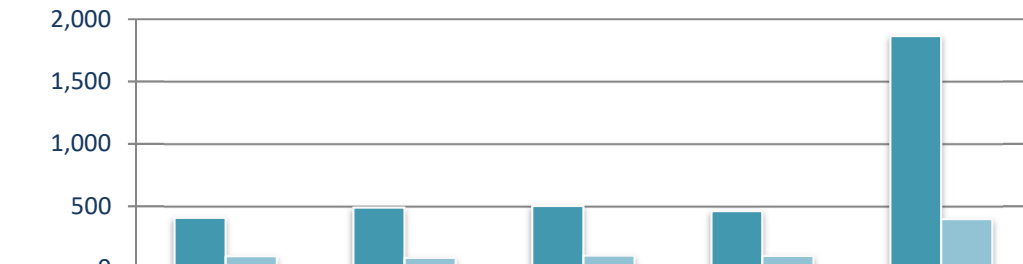
■ Attempted

■ Completed

■ Reported

2017 Rape Offenses & Clearances

by Quarter



	Q1	Q2	Q3	Q4	Total
Offenses	409	490	503	463	1,865
Clearances	100	88	106	104	398

■ Offenses

■ Clearances

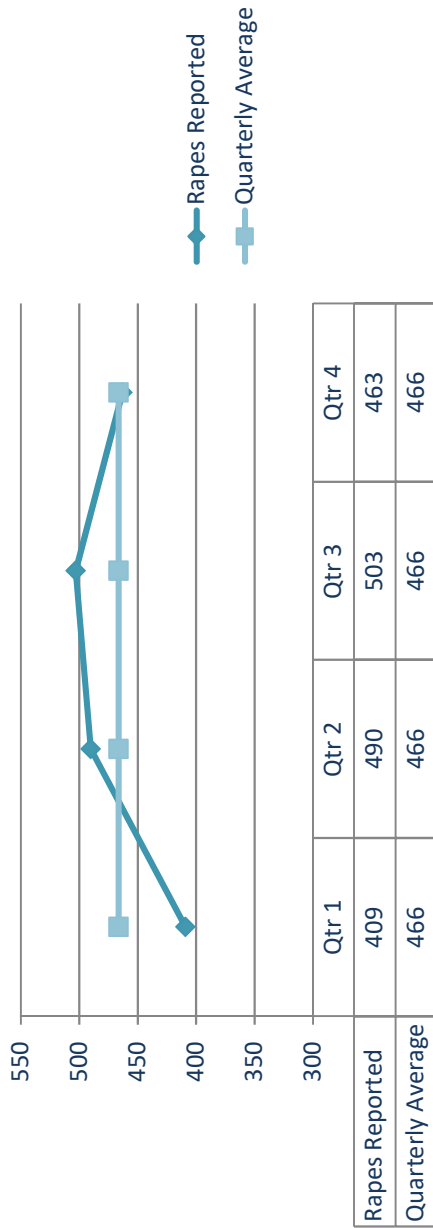


2017 Rape Offenses

By Quarter vs Quarterly Average & By Monthly vs Monthly Average


2017 Rape Offenses

By Quarter & Quarterly Average



2017 Rape Offenses

By Month & Monthly Average





Rapes Offenses: Arrested Profile

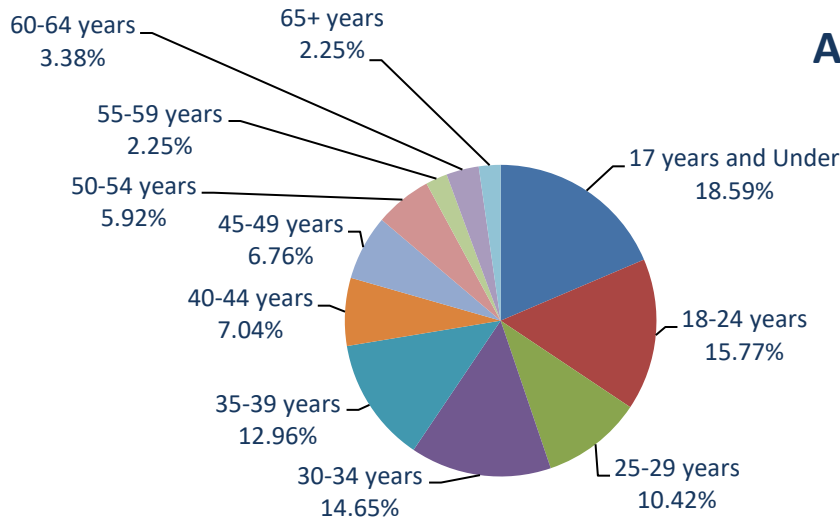
By Age and Gender

AGE	2017	% of 2017 Total
17 years and Under	66	18.59%
18-24 years	56	15.77%
25-29 years	37	10.42%
30-34 years	52	14.65%
35-39 years	46	12.96%
40-44 years	25	7.04%
45-49 years	24	6.76%
50-54 years	21	5.92%
55-59 years	8	2.25%
60-64 years	12	3.38%
65+ years	8	2.25%

Total 355

Male	Female
59	7
53	3
36	1
50	2
44	2
24	1
24	0
21	0
8	0
11	1
8	0

338 17



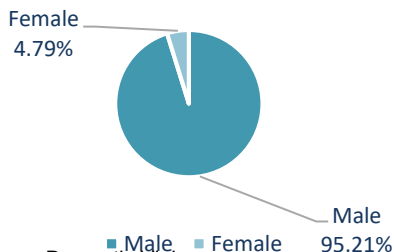
Age of Persons Arrested

for Rape in 2017

- 17 years and Under
- 18-24 years
- 25-29 years
- 30-34 years
- 35-39 years
- 40-44 years
- 45-49 years
- 50-54 years

Gender for Persons Arrested

for Rape in 2017



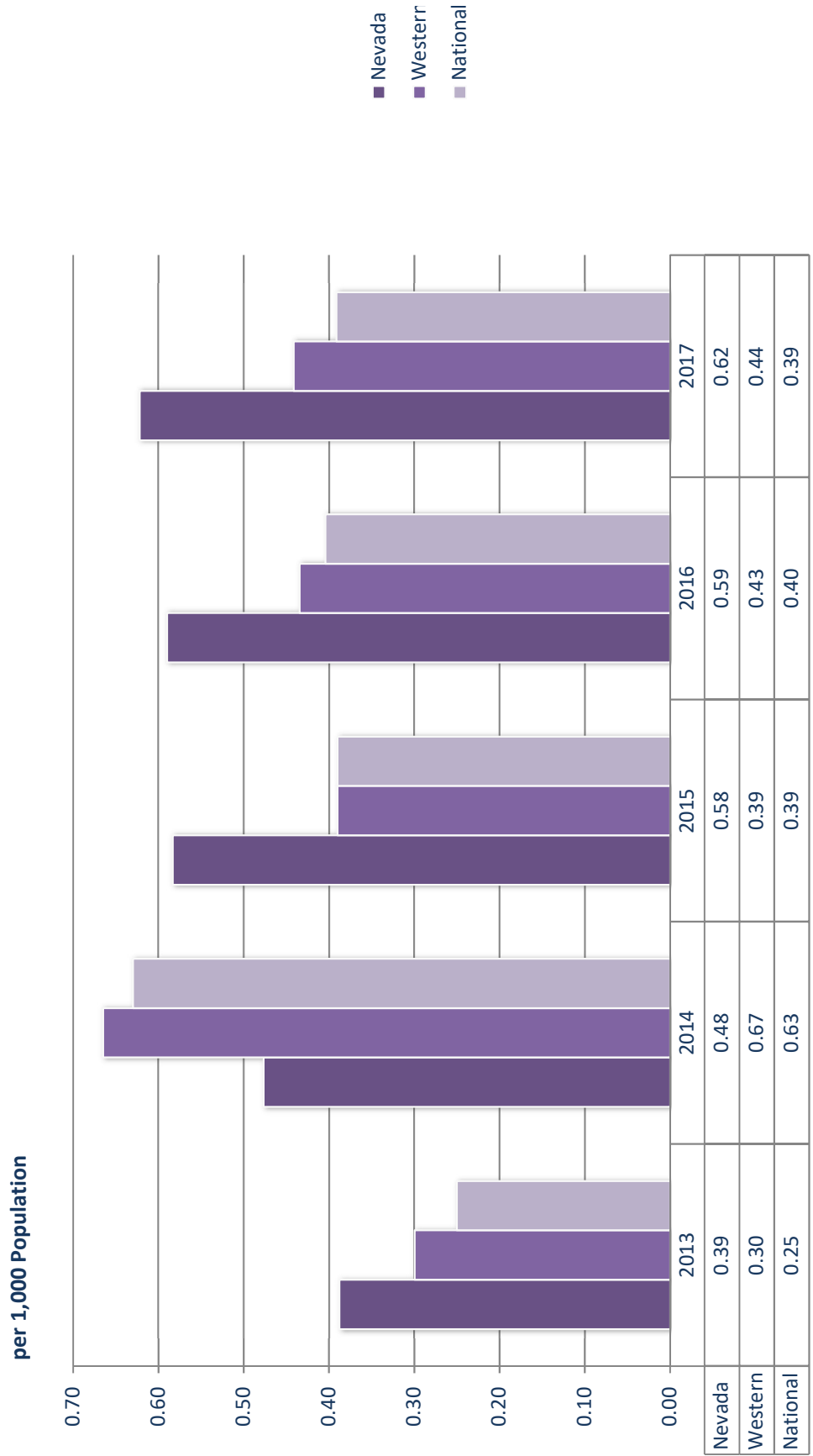
Committee on Domestic Violence





Rape Crime Rates: Nevada, Western and National

5-yr Comparison: 2013 - 2017



* 2017 Western and National data calculated using 2017 Crime in the US Preliminary percentage change estimates



Protection Orders





Protection Order Statistics

One Protection Order is granted every 38 minutes, 25 seconds

Protection Orders	Orders	% of TPO	% Change from 2016	Orders / 1,000 Pop
Temporary	13,677		80.51%	4.56
Extended	3,166	23.15%	38.92%	1.06

TPO Including Custody of a Minor	1,751	12.80%	-8.42%	0.58
---	-------	--------	--------	------

Served to Adverse Party		Expire or Dissolved	
TPO	847	TPO	5,474
EXT	644	EXT	2,141
Total	1,491	Total	7,615





About Protection Orders

The reporting of the protection order data presented here is collected per the guidelines set forth in Nevada Revised Statute 179A.350.

NRS 179A.350 Creation; contents; prompt entry of information; accessibility; submission of report to Legislature.

1. The Repository for Information Concerning Orders for Protection Against Domestic Violence is hereby created within the Central Repository.
2. Except as otherwise provided in subsection 4, the Repository for Information Concerning Orders for Protection Against Domestic Violence must contain a complete and systematic record of all temporary and extended orders for protection against domestic violence issued or registered in the State of Nevada, in accordance with regulations adopted by the Director of the Department, including, without limitation, any information received pursuant to NRS 33.095. Information received by the Central Repository pursuant to NRS 33.095 must be entered in the Repository for Information Concerning Orders for Protection Against Domestic Violence not later than 8 hours after it is received by the Central Repository.
3. The information in the Repository for Information Concerning Orders for Protection Against Domestic Violence must be accessible by computer at all times to each agency of criminal justice.
4. On or before July 1 of each year, the Director of the Department shall submit to the Director of the Legislative Counsel Bureau a written report concerning all temporary and extended orders for protection against domestic violence issued pursuant to NRS 33.020 during the previous calendar year that were transmitted to the Repository for Information Concerning Orders for Protection Against Domestic Violence. The report must include, without limitation, information for each court that issues temporary or extended orders for protection against domestic violence concerning:
 - a) The number of temporary and extended orders that were granted to women;
 - b) The number of temporary and extended orders that were granted to men;
 - c) The number of temporary and extended orders that were vacated or expired;
 - d) The number of temporary orders that included a grant of temporary custody of a minor child; and
 - e) The number of temporary and extended orders that were served on the adverse party.
5. The total number of temporary and extended orders that were granted by the court pursuant to NRS 33.020 during the calendar year to which the report pertains;
 - a) The number of temporary and extended orders that were granted to women;
 - b) The number of temporary and extended orders that were granted to men;
 - c) The number of temporary and extended orders that were vacated or expired;
 - d) The number of temporary orders that included a grant of temporary custody of a minor child; and
 - e) The number of temporary and extended orders that were served on the adverse party.
6. The information provided pursuant to subsection 4 must include only aggregate information for statistical purposes and must exclude any identifying information relating to a particular person.
7. The Repository for Information Concerning Orders for Protection Against Domestic Violence must not contain any information concerning an event that occurred before October 1, 1998.

(Added to NRS by 1997, 1803; A 2007, 2483)





Protection Orders

Definitions

The following report will describe and summarize temporary and extended protection orders issued in the State of Nevada. These reports are broken down to show which orders were granted to men and to women. Also included is a listing of those orders that included custody of a minor child and available historic data.

The information contained in this report was gathered using a different methodology than in previous years. Previously the data presented was an aggregate of all protection orders issued including all modifications they may have undergone. However, the new methodology aggregates the total number of Temporary Protection Orders and Extended Protection Orders issued per person. This results in a much lower figure than reported in previous years. For reference, the new methodology has been used to supply historical data from 2010 through 2013 for comparison.

- **Temporary Protection Order:** Can be granted within 24 hours of receiving the application and in effect up to 30 days or until scheduled court hearing.
- **Extended Protection Order:** Awarded only after a hearing before a judge and in effect for up to one year.
- **Expired Order:** A Temporary Protection Order or Extended Protection Order that has reached the expiration date and was not extended further.
- **Vacated Order:** A Temporary Protection Order or Extended Protection Order that was cancelled or dissolved prior to the expiration date.

Any of the above orders can also include a grant of temporary custody of a minor child.

Note that on the graphs you will see gender described as male, female, and unknown. Unknown includes those who entered unknown on the application, or those that did not complete the gender portion of the application.

In Nevada, only Protection Orders granted due to Domestic Violence or Domestic Battery are entered into the state Criminal Justice Information System; therefore, these reports do not include any Protection Orders issued for any other reason (i.e. Stalking, Harassment, etc.).



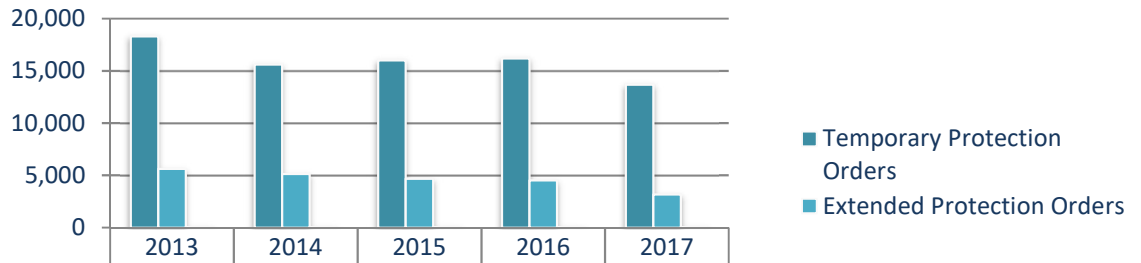


Protection Orders

5-yr Comparison: 2013 - 2017

Protection Orders Issued

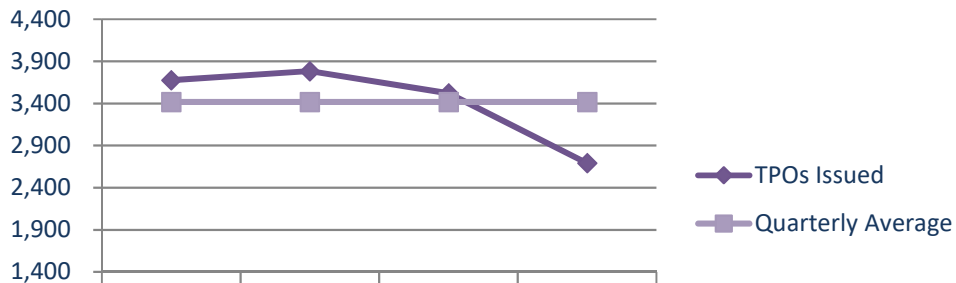
5-yr Comparison: 2013 - 2017



	2013	2014	2015	2016	2017
Temporary Protection Orders	18,290	15,604	16,016	16,199	13,677
Extended Protection Orders	5,628	5,136	4,668	4,525	3,166
% of TPO Extended	30.77%	32.91%	29.15%	27.93%	23.15%

2017 Temporary Protection Orders

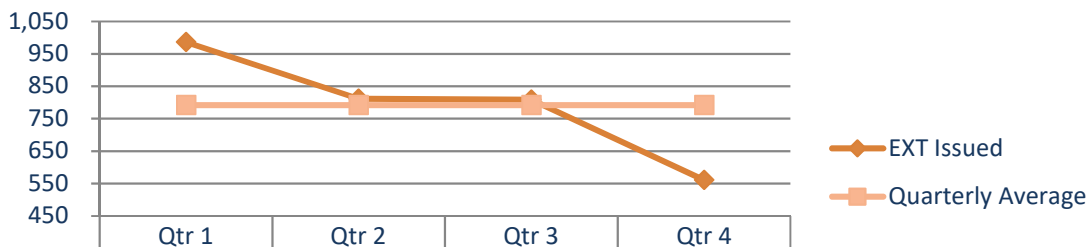
By Quarter & Quarterly Average



	Qtr 1	Qtr 2	Qtr 3	Qtr 4
TPOs Issued	3,679	3,785	3,522	2,691
Quarterly Average	3,419	3,419	3,419	3,419

2017 Extended Protection Orders

By Quarter & Quarterly Average



	Qtr 1	Qtr 2	Qtr 3	Qtr 4
EXT Issued	986	811	808	561
Quarterly Average	792	792	792	792

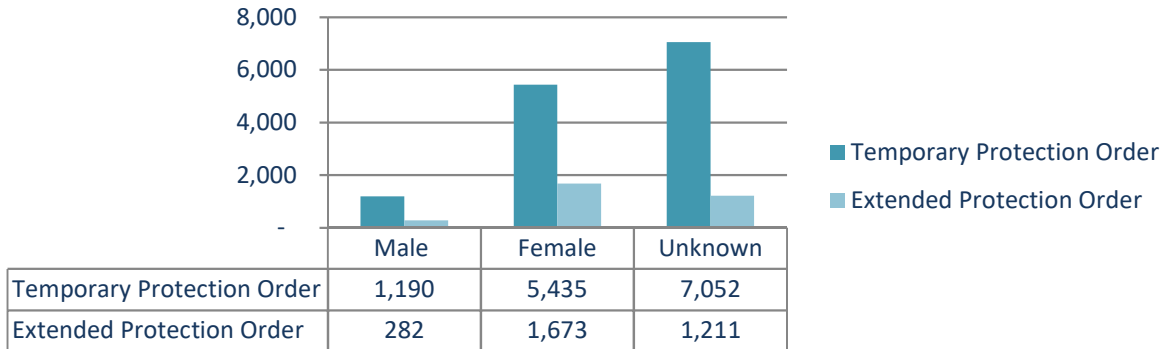


2017 Protection Orders Issued

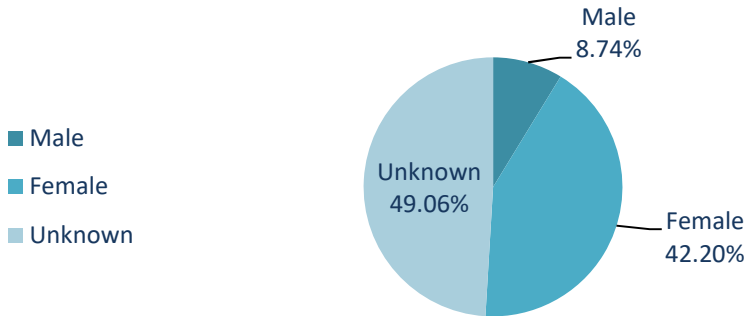
By Gender & Type

2017 Granted Orders

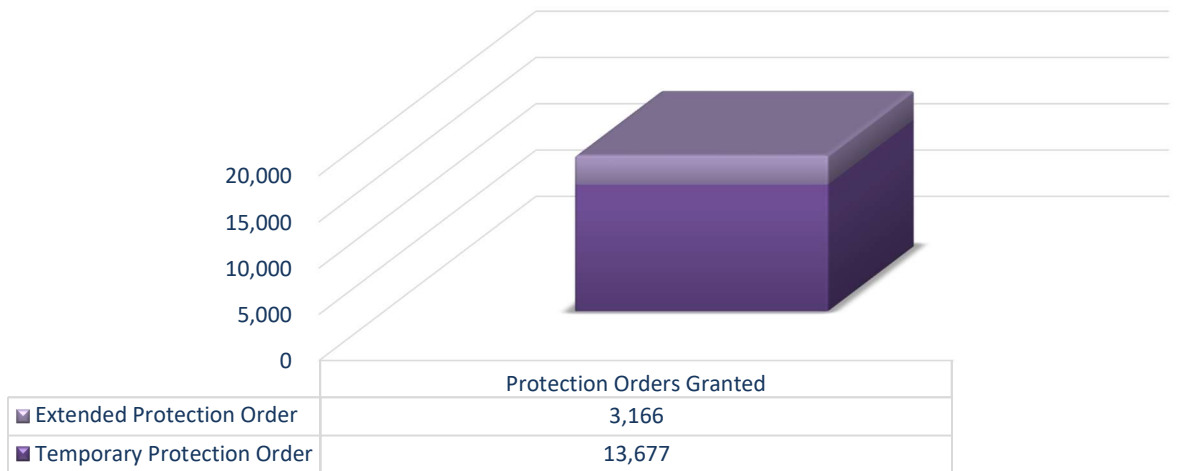
By Gender



Percentage of Temporary Orders by Sex



Temporary and Extended Order Issued



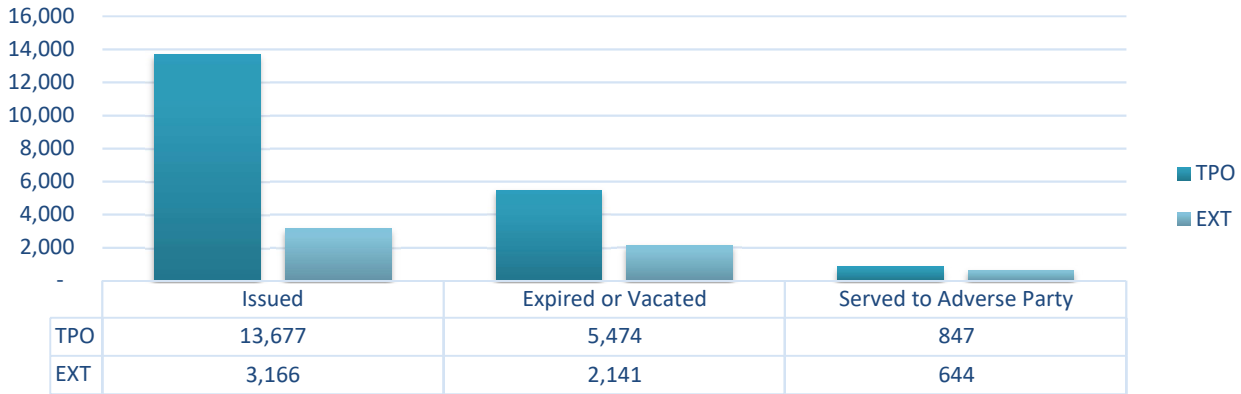


2017 Protection Orders

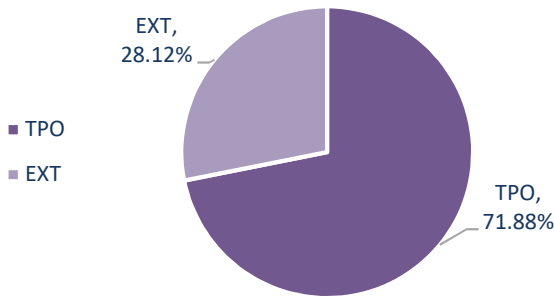
Issued, Vacated or Expired, and Served

Granted, Expired & Served

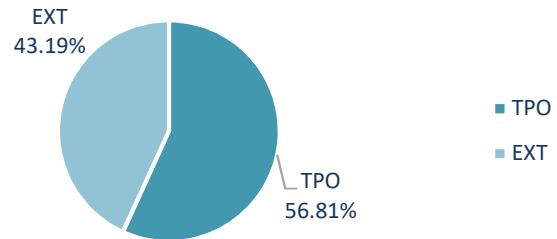
Jan 1, 2017 - Dec 31, 2017



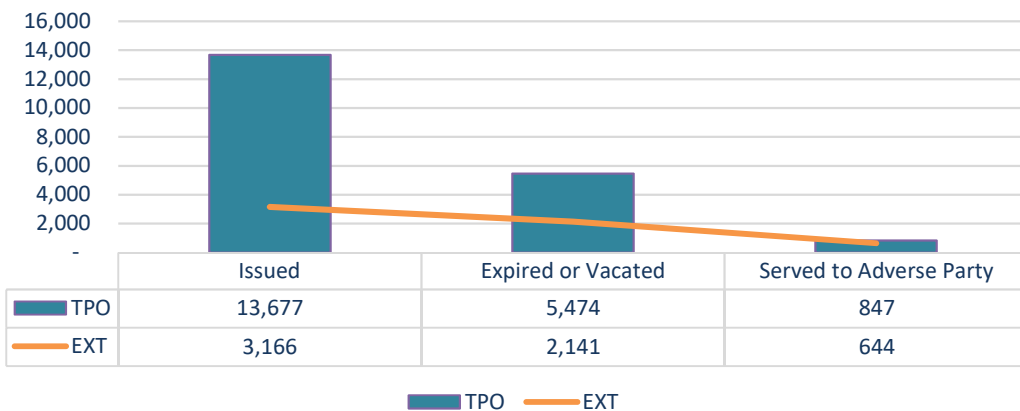
Expired or Vacated in 2017



Served to Adverse Party in 2017



Temporary vs Extended Comparison 2017

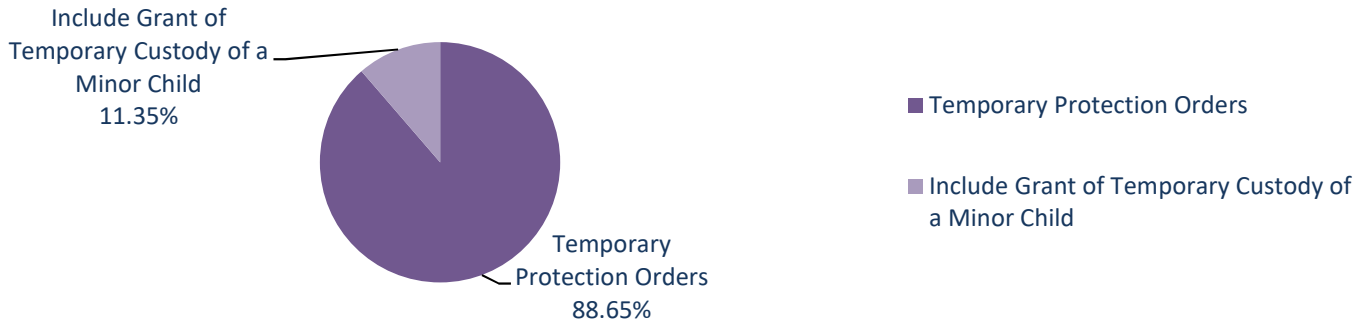
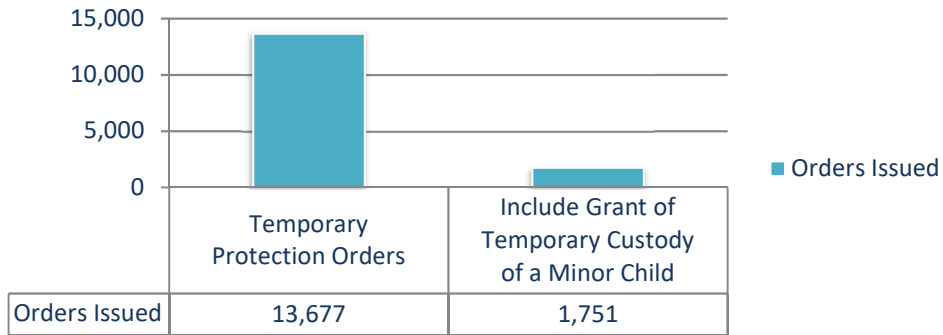




2017 Protection Orders Issued

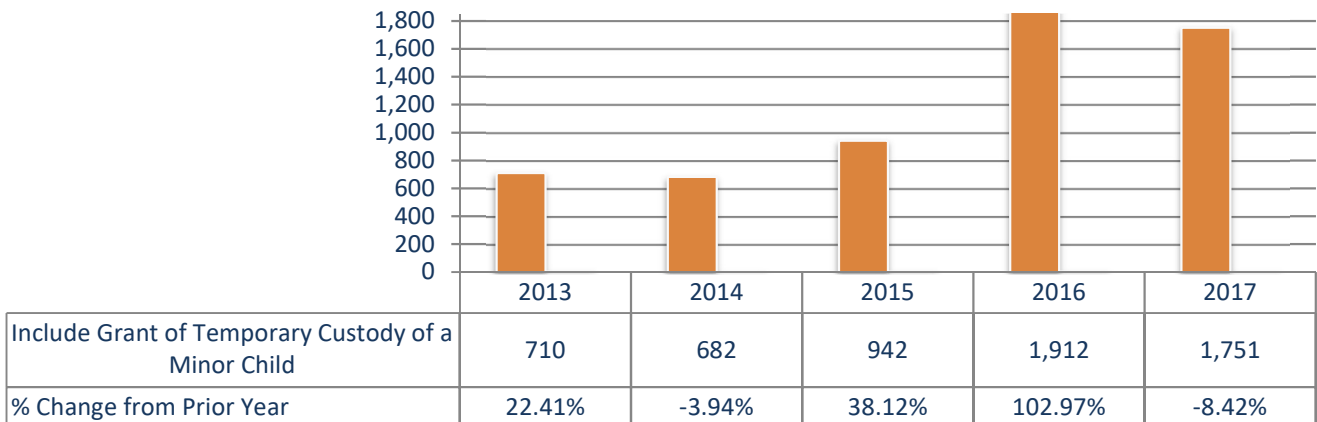
Including a Grant of Temporary Custody of a Minor Child

2017 Orders Issued



Temporary Protection Orders Issued

5-yr Comparison: 2013 - 2017





Domestic Violence





2017 Domestic Violence Statistics

One Domestic Violence Offense Every 17 Minutes, 20 Seconds

	Offenses	% Change from 2016	Crime Rate / 1,000 Pop	Cleared	% Cleared
Domestic Violence	30,303	6.52%	10.11	13,175	43.48%

	Offenders	% of Total Offenders	Victims	% of Total Victims
Total Persons Involved	30,989		34,081	
Arrested	13,285	42.87%		
Not Arrested	16,334	52.71%		
Injuries	18,596	60.01%	28,793	84.48%
Hospital Treatment Needed	714	2.30%	2,040	5.99%
PO in effect	261	0.84%	325	0.95%

*Total offenders are based on age data collected. The total offenders reported by age may not match the data by gender, race, and ethnicity due to limitations in the way the data are collected and reported.

Strongest Relationship (Victim to Offender)

	Number	% of Total
Cohabitant	15,419	28.33%
Total DV Relationships Reported	54,432	

* It is possible to have more than one relationship per domestic violence offense

Most Probable Time of Day for a Domestic Violence Offense

	Number	% of Total
9pm to midnight	5,231	17.64%
Total DV "Time of Day" Incidents Reported	29,653	

* If Time of Offense was not known, it was not reported in this data set

Most Used Weapon

	Number	% of Total
Hands/Fist/Feet	27,452	84.37%
Total Weapons Reported	32,536	

Strongest Mitigating Circumstance for Not Being Arrested

	Number	% of Total
Unknown	9,700	56.93%
Gone upon arrival	3,032	17.79%
Total Domestic Violence Not Arrested	17,039	

* It is possible to have more than one mitigating circumstance for not being arrested

Children Present in Domestic Violence Incident

	Number	% of Total
ages 0-3	3,112	29.39%
Total Children Present	10,589	



About Domestic Violence

The Domestic Violence data presented here is collected per the requirements set forth in Nevada Revised Statute 171.1227.

NRS 171.1227 Peace officer to submit written report concerning suspected acts of domestic violence; information from reports to be aggregated and forwarded to Central Repository; content of report.

1. If a peace officer investigates an act that constitutes domestic violence pursuant to NRS 33.018, the peace officer shall prepare and submit a written report of the investigation to the peace officer's supervisor or to another person designated by the peace officer's supervisor, regardless of whether the peace officer makes an arrest.
2. If the peace officer investigates a mutual battery that constitutes domestic violence pursuant to NRS 33.018 and finds that one of the persons involved was the primary physical aggressor, the peace officer shall include in the report:
3. If the peace officer does not make an arrest, the peace officer shall include in the report the reason the peace officer did not do so.
4. The information contained in a report made pursuant to subsections 1 and 2 must be:
 - a. Aggregated each month; and
 - b. Forwarded by each jurisdiction to the Central Repository for Nevada Records of Criminal History not later than the 15th day of the following month.
5. The Director of the Department of Public Safety shall prescribe the form on which the information described in subsection 4 must be reported to the Central Repository. In addition to the information required pursuant to subsections 1 and 2, the form must also require the inclusion of the following information from each report:
 - a. The gender, age and race of the persons involved;
 - b. The relationship of the persons involved;
 - c. The date and time of day of the offense;
 - d. The number of children present, if any, at the time of the offense;
 - e. Whether or not an order for protection against domestic violence was in effect at the time of the offense;
 - f. Whether or not any weapons were used during the commission of the offense;
 - g. Whether or not any person required medical attention;
 - h. Whether or not any person was given a domestic violence card that contains information about appropriate counseling or other supportive services available in the community in which that person resides;
 - i. Whether or not the primary physical aggressor, if identified, was arrested and, if not, any mitigating circumstances explaining why an arrest was not made; and
 - j. Whether or not any other person was arrested.

(Added to NRS by 1997, 1533; A 2007, 2482)





2017 Domestic Violence

Reporting Agencies

Data was collected from the following agencies:

Statewide Agencies

DPS - NDI
DPS - NHP Southern Command
DPS - NHP Northwestern Command
DPS - NHP Northeastern Command
DPS - Captiol Police
DPS - Fire Marshal
Secretary of State Securities Division

Carson County

Carson City Sheriff's Office

Churchill County

Churchill County Sheriff's Office
Fallon Police Department

Clark County

Boulder Police Department
Clark County School District Police Department
Henderson Police Department
Las Vegas Metro Police Department
Mesquite Police Department
North Las Vegas Police Department
University of Nevada, Las Vegas Police Department

Douglas County

Douglas County Sheriff's Office

Elko County

Carlin Police Department
Elko Police Department
Elko County Sheriff's Office
West Wendover Police Department

Esmeralda County

Esmeralda County Sheriff's Office

Eureka County

Eureka County Sheriff's Office

Humboldt County

Humboldt County Sheriff's Office
Winnemucca Police Department

Lander County

Lander County Sheriff's Office

Lincoln County

Lincoln County Sheriff's Office

Lyon County

Lyon County Sheriff's Office
Yerington Police Department

Mineral County

Mineral County Sheriff's Office

Nye County

Nye County Sheriff's Office

Pershing County

Lovelock Police Department
Pershing County Sheriff's Office

Storey County

Storey County Sheriff's Office

Washoe County

Reno Municipal Court
Reno Police Department
Reno-Tahoe Airport Authority Police Department
Sparks Police Department
University of Nevada, Reno Police Department
Washoe County School District Police Department
Washoe County Sheriff's Office

White Pine County

White Pine County Sheriff's Office

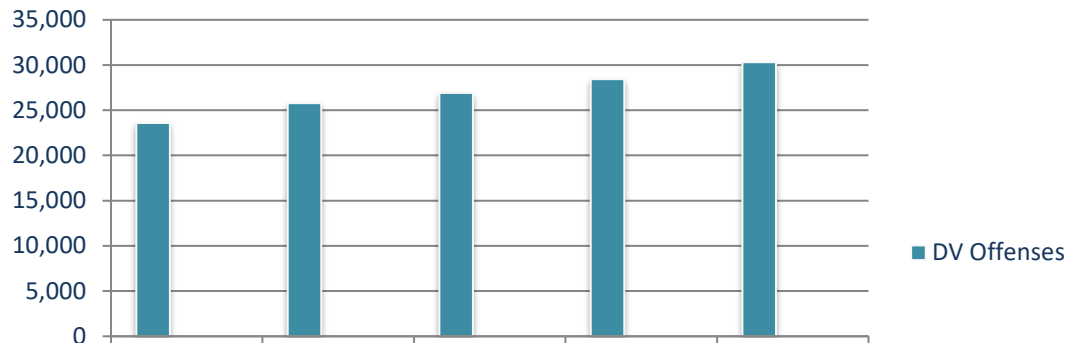


Domestic Violence in Nevada

5-yr Comparison: 2013 – 2017 & By Quarter vs Quarterly Average

Domestic Violence Offenses

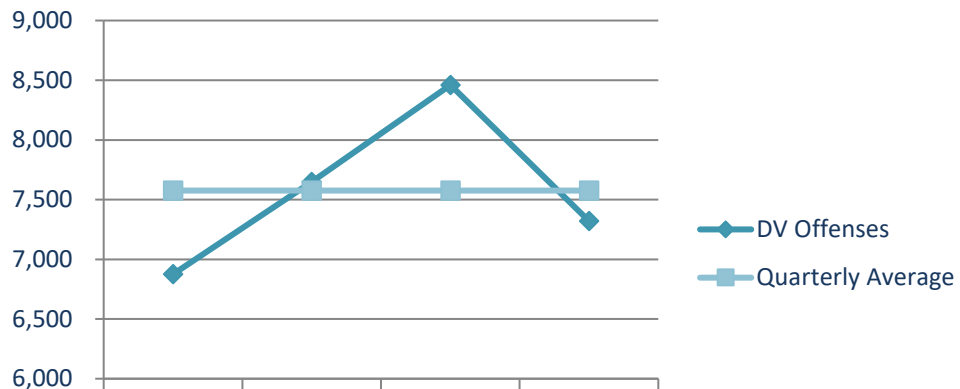
5-yr Comparison: 2013 - 2017
Crime Rates per 1,000 Population



	2013	2014	2015	2016	2017
DV Offenses	23,598	25,772	26,903	28,447	30,303
% Change from Prior Year	6.64%	9.21%	4.39%	5.74%	6.52%
Crime Rate	8.47	9.10	9.31	9.68	10.11

2017 Domestic Violence Offenses

by Quarter & Quarterly Average



	Qtr 1	Qtr 2	Qtr 3	Qtr 4
DV Offenses	6,875	7,647	8,460	7,321
Quarterly Average	7,576	7,576	7,576	7,576





Statewide Domestic Violence: Demographics

By Agency and County



STATE TOTAL - DV CY 2017

Day of Month	Totals	% of Total
1st	1,039	3.4%
2nd	993	3.3%
3rd	964	3.2%
4th	1,096	3.6%
5th	1,012	3.3%
6th	988	3.2%
7th	1,295	4.3%
8th	948	3.1%
9th	973	3.2%
10th	941	3.1%
11th	941	3.1%
12th	995	3.3%
13th	932	3.1%
14th	982	3.2%
15th	949	3.1%
16th	951	3.1%
17th	999	3.3%
18th	979	3.2%
19th	990	3.3%
20th	923	3.0%
21st	955	3.2%
22nd	925	3.1%
23rd	1,007	3.3%
24th	1,028	3.4%
25th	1,022	3.4%
26th	976	3.2%
27th	931	3.1%
28th	947	3.1%
29th	984	3.2%
30th	972	3.2%
31st	686	2.3%
Total:	30,303	

Time of Day	Totals	% of Total
0000-0259	3,743	12.6%
0300-0559	2,146	7.2%
0600-0859	2,376	8.0%
0900-1159	3,285	11.1%
1200-1459	3,475	11.7%
1500-1759	4,298	14.5%
1800-2059	5,099	17.2%
2100-2359	5,231	17.6%
Total:	29,653	

Weapon Used	Totals	% of Total
Blunt Object	803	2.5%
Handgun	692	2.1%
Hands/Fist/Feet	27,452	84.4%
Knife/Cutting Inst.	1,240	3.8%
Other Firearm	211	0.6%
Other Weapon	555	1.7%
Unknown	1,583	4.9%
Total:	32,536	

Number of Children Present	Totals	% of Total
ages 0-3	3,112	29.4%
ages 4-6	1,621	15.3%
ages 7-9	1,331	12.6%
ages 10-12	1,360	12.8%
ages 13-15	1,219	11.5%
ages 16-18	965	9.3%
age unknown	961	9.1%
Total:	10,589	

Offender Age Range	Male	Female	Total	% of Total
Under 18	1,319	903	2,222	7.2%
18-24	3,653	2,062	5,715	18.4%
25-34	7,008	3,151	10,159	32.8%
35-44	4,431	1,846	6,277	20.3%
45-54	2,715	1,206	3,921	12.7%
55-64	1,297	597	1,894	6.1%
65 over	441	163	604	1.9%
Unknown	139	58	197	0.6%
Total:	21,003	9,986	30,989	

Offender Race	Male	Female	Total	% of Total
White	12,429	6,178	18,607	60.0%
Black / African American	7,198	3,027	10,225	33.0%
Am Indian / Alaska Native	194	118	312	1.0%
Asian	584	446	1,030	3.3%
Hawaiian/Pac. Islander	75	27	102	0.3%
Unknown	530	190	720	2.3%
Total:	21,010	9,986	30,996	

Injuries	Male	Female	Total	% of Total
Minor	3,396	2,057	5,453	17.6%
Moderate	286	87	373	1.2%
No Visible	8,256	4,423	12,679	40.9%
Severe	58	33	91	0.3%

Medical Attention	Male	Female	Total	% of Total
1st Aid	690	375	1,065	3.4%
Hospital	469	245	714	2.3%
None	13,389	5,582	18,971	61.2%
Refused	3,426	2,309	5,735	18.5%

Other Conditions	Male	Female	Total	% of Total
Alcohol/Drug Use Suspected	13,305	6,169	19,474	62.8%
DV Card Given	8,145	4,673	12,818	41.4%
PO in Effect	205	56	261	0.8%
Arrested	1,578	844	2,422	7.8%
None	693	309	1,002	3.2%

Victim Relationship to Offender	Totals	% of Total
Cohabitant	15,419	45.2%
Spouse	2,597	7.6%
Dating	12,195	35.8%
Child in Common	5,749	16.9%
Blood Relative	4,896	14.4%
Parent	3,126	9.2%
Child	1,682	4.9%
Former Spouse	406	1.2%
Former Dating	2,855	8.4%
Former Cohabitant	1,790	5.3%
Related by Marriage	3,717	10.9%

Victim Age Range	Male	Female	Total	% of Total
Under 18	792	947	1,739	5.1%
18-24	1,743	4,586	6,329	18.6%
25-34	3,021	7,472	10,493	30.8%
35-44	2,136	4,834	6,970	20.5%
45-54	1,712	3,056	4,768	14.0%
55-64	1,106	1,449	2,555	7.5%
65 over	556	622	1,178	3.5%
Unknown	17	32	49	0.1%
Total:	11,083	22,998	34,081	

Victim Race	Male	Female	Total	% of Total
White	7,351	14,369	21,720	63.8%
Black / African American	2,919	6,784	9,703	28.5%
Am Indian / Alaska Native	98	214	312	0.9%
Asian	356	889	1,245	3.7%
Hawaiian/Pac. Islander	26	58	84	0.2%
Unknown	326	676	1,002	2.9%
Total:	11,076	22,990	34,066	

Injuries	Male	Female	Total	% of Total
Minor	4,803	9,973	14,776	43.4%
Moderate	403	923	1,326	3.8%
No Visible	3,737	8,728	12,465	36.6%
Severe	83	143	226	0.7%

Medical Attention	Male	Female	Total	% of Total
1st Aid	613	1,485	2,098	6.2%
Hospital	521	1,519	2,040	6.0%
None	4,133	7,710	11,843	34.7%
Refused	4,366	9,609	13,975	41.0%

Other Conditions	Male	Female	Total	% of Total
Alcohol/Drug Use Suspected	3,128	5,645	8,773	25.7%
DV Card Given	8,638	18,924	27,562	80.9%
PO in Effect	62	263	325	1.0%
Arrested	386	505	891	2.6%
None	253	369	622	1.8%

Mitigating Circumstances for Primary Not Arrested	Male	Female	Total	% of Total
Aggressor undetermined	1,029	732	1,761	10.3%
Gone upon arrival	2,413	619	3,032	17.8%
No evidence of injury	1,142	538	1,680	9.8%
Not reported within 24 hours	281	92	373	2.2%
Other	326	167	493	2.8%
Unknown	7,061	2,639	9,700	56.9%
Total:	12,252	4,787	17,039	

Primary Aggressors	Male	Female	Total	% of Total
Arrested	8,195	5,090	13,285	44.9%
Not Arrested	11,698	4,636	16,334	55.1%
Total:	19,893	9,726	29,619	

Other Persons Involved	Male	Female	Total
Arrested	81	57	138

QUARTER 1 DV CY 2017

Day of Month	Totals	% of Total
1st	246	3.6%
2nd	189	2.7%
3rd	191	2.8%
4th	242	3.5%
5th	244	3.5%
6th	199	2.9%
7th	596	8.7%
8th	205	3.0%
9th	199	2.9%
10th	205	3.0%
11th	221	3.2%
12th	243	3.5%
13th	209	3.0%
14th	214	3.1%
15th	218	3.2%
16th	206	3.0%
17th	220	3.2%
18th	213	3.1%
19th	233	3.4%
20th	216	3.1%
21st	212	3.1%
22nd	210	3.1%
23rd	197	2.9%
24th	225	3.3%
25th	198	2.9%
26th	238	3.5%
27th	198	2.9%
28th	212	3.1%
29th	169	2.5%
30th	184	2.7%
31st	123	1.8%
Total:	6,875	

Time of Day	Totals	% of Total
0000-0259	837	12.1%
0300-0559	512	7.4%
0600-0859	601	8.7%
0900-1159	734	10.6%
1200-1459	838	12.1%
1500-1759	973	14.1%
1800-2059	1,235	17.9%
2100-2359	1,172	17.0%
Total:	6,902	

Weapon Used	Totals	% of Total
Blunt Object	172	2.4%
Handgun	184	2.5%
Hands/Fist/Feet	6,145	84.6%
Knife/Cutting Inst	242	3.3%
Other Firearm	27	0.4%
Other Weapon	104	1.4%
Unknown	393	5.4%
Total:	7,267	

Number of Children Present	Totals	% of Total
ages 0-3	777	30.2%
ages 4-6	412	16.0%
ages 7-9	311	12.1%
ages 10-12	310	12.0%
ages 13-15	322	12.5%
ages 16-18	254	9.9%
age unknown	187	7.3%
Total:	2,573	

Offender Age Range	Male	Female	Total	% of Total
Under 18	329	211	540	7.5%
18-24	899	486	1,385	19.2%
25-34	1,630	692	2,322	32.3%
35-44	980	426	1,406	19.5%
45-54	629	303	932	13.0%
55-64	286	123	409	5.7%
65 over	111	39	150	2.1%
Unknown	37	15	52	0.7%
Total:	4,901	2,295	7,196	
		% of Total	68.1%	31.9%

Offender Race	Male	Female	Total	% of Total
White	2,889	1,437	4,326	60.0%
Black / African American	1,697	684	2,381	33.0%
Am Indian / Alaska Native	39	31	70	1.0%
Asian	123	77	200	2.8%
Hawaiian/Pac. Islander	24	3	27	0.4%
Unknown	138	63	201	2.8%
Total:	4,910	2,295	7,205	
		% of Total	68.1%	31.9%

Injuries	Male	Female	Total	% of Total
Minor	796	467	1,263	17.6%
Moderate	56	25	81	1.1%
No Visible	2,002	1,064	3,066	42.6%
Severe	19	3	22	0.3%

Medical Attention	Male	Female	Total	% of Total
1st Aid	169	99	268	3.7%
Hospital	97	61	158	2.2%
None	3,057	1,283	4,340	60.3%
Refused	874	520	1,394	19.4%

Other Conditions	Male	Female	Total	% of Total
Alcohol/Drug Use Suspected	3,134	1,454	4,588	63.8%
DV Card Given	1,993	1,164	3,157	43.9%
PO in Effect	44	14	58	0.8%
Arrested	427	211	638	8.9%
None	109	44	153	2.1%

Victim Relationship to Offender	Totals	% of Total
Cohabitant	3,979	50.2%
Spouse	626	7.9%
Dating	2,971	37.8%
Child in Common	1,412	17.8%
Blood Relative	1,257	15.9%
Parent	781	9.9%
Child	430	5.4%
Former Spouse	96	1.2%
Former Dating	675	8.5%
Former Cohabitant	464	5.9%
Related by Marriage	910	11.5%

Victim Age Range	Male	Female	Total	% of Total
Under 18	186	236	422	5.3%
18-24	394	1,069	1,463	18.5%
25-34	717	1,736	2,453	31.0%
35-44	504	1,077	1,581	20.0%
45-54	437	735	1,172	14.8%
55-64	246	323	569	7.2%
65 over	113	140	253	3.2%
Unknown	6	5	11	0.1%
Total:	2,603	5,321	7,924	
		% of Total	32.8%	67.2%

Victim Race	Male	Female	Total	% of Total
White	1,732	3,301	5,033	63.6%
Black / African American	682	1,604	2,286	28.9%
Am Indian / Alaska Native	24	53	77	1.0%
Asian	78	175	253	3.2%
Hawaiian/Pac. Islander	8	10	18	0.2%
Unknown	74	173	247	3.1%
Total:	2,598	5,316	7,914	
		% of Total	32.8%	67.2%

Injuries	Male	Female	Total	% of Total
Minor	889	2,237	3,126	39.4%
Moderate	93	220	313	4.0%
No Visible	924	2,059	2,983	37.6%
Severe	25	37	62	0.8%

Medical Attention	Male	Female	Total	% of Total
1st Aid	146	315	461	5.8%
Hospital	129	391	520	6.6%
None	942	1,758	2,700	34.1%
Refused	1,050	2,256	3,306	41.7%

Other Conditions	Male	Female	Total	% of Total
Alcohol/Drug Use Suspected	736	1,349	2,085	26.3%
DV Card Given	2,072	4,359	6,431	81.2%
PO in Effect	7	50	57	0.7%
Arrested	123	114	237	3.0%
None	54	81	135	1.7%

Mitigating Circumstances for Primary Not Arrested	Male	Female	Total	% of Total
Aggressor undetermined	386	256	642	16.1%
Gone upon arrival	1,084	282	1,366	34.2%
No evidence of injury	510	237	747	18.7%
Not reported within 24 hours	103	35	138	3.5%
Other	106	51	157	3.8%
Unknown	667	278	945	23.7%
Total:	2,856	1,139	3,995	
		% of Total	71.5%	28.5%

Primary Aggressors	Male	Female	Total	% of Total
Arrested	1,895	1,120	3,015	44.1%
Not Arrested	2,727	1,101	3,828	55.9%
Total:	4,622	2,221	6,843	
		% of Total	67.5%	32.5%

Other Persons Involved	Male	Female	Total
Arrested	17	10	27

QUARTER 2 DV CY 2017

Day of Month	Totals	% of Total
1st	244	3.2%
2nd	274	3.6%
3rd	236	3.1%
4th	291	3.8%
5th	246	3.2%
6th	248	3.2%
7th	251	3.3%
8th	224	2.9%
9th	255	3.3%
10th	282	3.7%
11th	236	3.1%
12th	260	3.4%
13th	236	3.1%
14th	264	3.5%
15th	251	3.3%
16th	257	3.4%
17th	246	3.2%
18th	254	3.3%
19th	244	3.2%
20th	231	3.0%
21st	259	3.4%
22nd	240	3.1%
23rd	257	3.4%
24th	271	3.5%
25th	250	3.3%
26th	252	3.3%
27th	261	3.4%
28th	249	3.3%
29th	292	3.8%
30th	251	3.3%
31st	75	1.0%
Total:	7,647	

Time of Day	Totals	% of Total
0000-0259	845	12.2%
0300-0559	508	7.3%
0600-0859	540	7.8%
0900-1159	775	11.2%
1200-1459	782	11.3%
1500-1759	1,054	15.2%
1800-2059	1,176	16.9%
2100-2359	1,265	18.2%
Total:	6,945	

Weapon Used	Totals	% of Total
Blunt Object	204	2.3%
Handgun	174	2.0%
Hands/Fist/Feet	7,421	84.6%
Knife/Cutting Inst.	325	3.7%
Other Firearm	70	0.8%
Other Weapon	143	1.6%
Unknown	431	4.9%
Total:	8,768	

Number of Children Present	Totals	% of Total
ages 0-3	832	30.3%
ages 4-6	424	15.5%
ages 7-9	326	11.9%
ages 10-12	395	14.4%
ages 13-15	315	11.5%
ages 16-18	286	10.4%
age unknown	164	6.0%
Total:	2,742	

Offender Age Range	Male	Female	Total	% of Total
Under 18	320	271	591	7.2%
18-24	951	546	1,497	18.2%
25-34	1,887	852	2,739	33.3%
35-44	1,152	481	1,633	19.8%
45-54	744	308	1,052	12.8%
55-64	350	157	507	6.2%
65 over	107	39	146	1.8%
Unknown	44	18	62	0.8%
Total:	5,555	2,672	8,227	
				% of Total
				67.5%
				32.5%

Offender Race	Male	Female	Total	% of Total
White	3,289	1,638	4,927	59.9%
Black / African American	1,887	827	2,714	33.0%
Am Indian / Alaska Native	52	24	76	0.9%
Asian	157	130	287	3.5%
Hawaiian/Pac. Islander	14	6	20	0.2%
Unknown	156	47	203	2.5%
Total:	5,555	2,672	8,227	
				% of Total
				67.5%
				32.5%

Injuries	Male	Female	Total	% of Total
Minor	923	541	1,464	17.8%
Moderate	85	24	109	1.3%
No Visible	2,291	1,257	3,548	43.1%
Severe	16	8	24	0.3%

Medical Attention	Male	Female	Total	% of Total
1st Aid	203	91	294	3.6%
Hospital	143	75	218	2.6%
None	3,621	1,518	5,139	62.5%
Refused	933	667	1,600	19.4%

Other Conditions	Male	Female	Total	% of Total
Alcohol/Drug Use Suspected	3,611	1,687	5,298	64.4%
DV Card Given	2,130	1,213	3,343	40.6%
PO in Effect	69	10	79	1.0%
Arrested	367	252	619	7.5%
None	244	116	360	4.4%

Victim Relationship to Offender	Totals	% of Total
Cohabitant	4,208	47.7%
Spouse	632	7.2%
Dating	3,278	37.1%
Child in Common	1,533	17.4%
Blood Relative	1,396	15.8%
Parent	744	8.4%
Child	454	5.1%
Former Spouse	111	1.3%
Former Dating	788	8.9%
Former Cohabitant	498	5.6%
Related by Marriage	948	10.7%

Victim Age Range	Male	Female	Total	% of Total
Under 18	217	242	459	5.2%
18-24	470	1,198	1,668	18.9%
25-34	770	1,930	2,700	30.6%
35-44	528	1,293	1,821	20.6%
45-54	427	764	1,191	13.5%
55-64	318	349	667	7.8%
65 over	154	155	309	3.5%
Unknown	6	6	12	0.1%
Total:	2,890	5,937	8,827	
				% of Total
				32.7%
				67.3%

Victim Race	Male	Female	Total	% of Total
White	1,923	3,660	5,583	63.3%
Black / African American	754	1,810	2,564	29.1%
Am Indian / Alaska Native	28	54	82	0.9%
Asian	83	231	314	3.6%
Hawaiian/Pac. Islander	2	24	26	0.3%
Unknown	98	156	254	2.9%
Total:	2,888	5,935	8,823	
				% of Total
				32.7%
				67.3%

Injuries	Male	Female	Total	% of Total
Minor	1,364	2,712	4,076	46.2%
Moderate	121	260	381	4.3%
No Visible	982	2,282	3,264	37.0%
Severe	22	45	67	0.8%

Medical Attention	Male	Female	Total	% of Total
1st Aid	161	416	577	6.5%
Hospital	147	413	560	6.3%
None	1,098	1,969	3,067	34.7%
Refused	1,172	2,583	3,755	42.5%

Other Conditions	Male	Female	Total	% of Total
Alcohol/Drug Use Suspected	842	1,463	2,305	26.1%
DV Card Given	2,250	4,927	7,177	81.3%
PO in Effect	12	72	84	1.0%
Arrested	79	101	180	2.0%
None	67	83	150	1.7%

Mitigating Circumstances for Primary Not Arrested	Male	Female	Total	% of Total
Aggressor undetermined	294	204	498	10.8%
Gone upon arrival	826	238	1,064	23.0%
No evidence of injury	390	176	566	12.2%
Not reported within 24 hours	88	20	108	2.3%
Other	90	48	138	3.0%
Unknown	1,643	610	2,253	48.7%
Total:	3,331	1,296	4,627	
				% of Total
				72.0%
				28.0%

Primary Aggressors	Male	Female	Total	% of Total
Arrested	2,089	1,334	3,423	43.4%
Not Arrested	3,198	1,270	4,468	56.6%
Total:	5,287	2,604	7,891	
				% of Total
				67.0%
				33.0%

Other Persons Involved	Male	Female	Total	% of Total
Arrested	29	23	52	

QUARTER 3 DV CY 2017

Day of Month	Totals	% of Total
1st	280	3.3%
2nd	297	3.5%
3rd	288	3.4%
4th	311	3.7%
5th	270	3.2%
6th	300	3.5%
7th	238	2.8%
8th	279	3.3%
9th	294	3.5%
10th	285	3.1%
11th	280	3.1%
12th	260	3.1%
13th	265	3.1%
14th	289	3.1%
15th	285	3.0%
16th	273	3.2%
17th	278	3.3%
18th	272	3.2%
19th	290	3.4%
20th	260	3.1%
21st	257	3.0%
22nd	256	3.0%
23rd	256	3.0%
24th	277	3.3%
25th	278	3.3%
26th	241	2.8%
27th	268	3.2%
28th	249	2.9%
29th	271	3.2%
30th	281	3.3%
31st	332	3.9%
Total:	8,460	

Time of Day	Totals	% of Total
0000-0259	1,122	13.5%
0300-0559	632	7.6%
0600-0859	670	8.1%
0900-1159	884	10.6%
1200-1459	974	11.7%
1500-1759	1,148	13.8%
1800-2059	1,388	16.7%
2100-2359	1,488	17.9%
Total:	8,306	

Weapon Used	Totals	% of Total
Blunt Object	234	2.7%
Handgun	196	2.2%
Hands/Fist/Feet	7,356	84.4%
Knife/Cutting Inst	319	3.7%
Other Firearm	53	0.6%
Other Weapon	164	1.9%
Unknown	398	4.6%
Total:	8,720	

Number of Children Present	Totals	% of Total
ages 0-3	781	28.1%
ages 4-6	429	15.4%
ages 7-9	415	14.9%
ages 10-12	360	12.9%
ages 13-15	347	12.5%
ages 16-18	245	8.8%
age unknown	205	7.4%
Total:	2,782	

Offender Age Range	Male	Female	Total	% of Total
Under 18	329	198	527	6.5%
18-24	974	1,506	2,480	18.5%
25-34	1,869	851	2,720	33.3%
35-44	1,139	493	1,632	20.0%
45-54	724	321	1,045	12.8%
55-64	351	169	520	6.4%
65 over	118	44	162	2.0%
Unknown	37	8	45	0.6%
Total:	5,541	2,616	8,157	
				% of Total 32.1%

Offender Race	Male	Female	Total	% of Total
White	3,245	1,606	4,851	59.5%
Black / African American	1,938	814	2,752	33.8%
Am Indian / Alaska Native	52	35	87	1.1%
Asian	145	112	257	3.2%
Hawaiian/Pac. Islander	19	3	22	0.3%
Unknown	139	46	185	2.3%
Total:	5,538	2,616	8,154	
				% of Total 32.1%

Injuries	Male	Female	Total	% of Total
Minor	908	553	1,461	17.9%
Moderate	88	19	107	1.3%
No Visible	2,121	1,088	3,219	39.5%
Severe	7	21	28	0.3%

Medical Attention	Male	Female	Total	% of Total
1st Aid	184	95	279	3.4%
Hospital	123	54	177	2.2%
None	3,574	1,497	5,071	62.2%
Refused	887	587	1,474	18.1%

Other Conditions	Male	Female	Total	% of Total
Alcohol/Drug Use Suspected	3,504	1,623	5,127	62.9%
DV Card Given	2,143	1,249	3,392	41.6%
PO in Effect	40	15	55	0.7%
Arrested	429	175	604	7.4%
None	180	78	258	3.2%

Victim Relationship to Offender	Totals	% of Total
Cohabitant	3,896	42.6%
Spouse	717	7.8%
Dating	3,185	34.9%
Child in Common	1,508	16.5%
Blood Relative	1,166	12.8%
Parent	798	8.7%
Child	390	4.3%
Former Spouse	102	1.1%
Former Dating	736	8.1%
Former Cohabitant	444	4.9%
Related by Marriage	1,031	11.3%

Victim Age Range	Male	Female	Total	% of Total
Under 18	200	244	444	4.9%
18-24	468	1,243	1,711	18.7%
25-34	810	2,014	2,824	30.9%
35-44	570	1,269	1,839	20.1%
45-54	442	848	1,290	14.1%
55-64	286	401	687	7.5%
65 over	150	176	326	3.6%
Unknown	3	12	15	0.2%
Total:	2,929	6,207	9,136	
				% of Total 67.9%

Victim Race	Male	Female	Total	% of Total
White	1,920	3,913	5,833	63.9%
Black / African American	790	1,796	2,586	28.3%
Am Indian / Alaska Native	24	50	74	0.8%
Asian	101	225	326	3.6%
Hawaiian/Pac. Islander	5	15	20	0.2%
Unknown	89	207	296	3.2%
Total:	2,929	6,206	9,135	
				% of Total 67.9%

Injuries	Male	Female	Total	% of Total
Minor	1,388	2,771	4,159	45.5%
Moderate	103	244	347	3.8%
No Visible	977	2,341	3,318	36.3%
Severe	18	28	46	0.5%

Medical Attention	Male	Female	Total	% of Total
1st Aid	154	414	568	6.2%
Hospital	140	401	541	5.9%
None	1,131	2,118	3,249	35.6%
Refused	1,143	2,598	3,741	40.9%

Other Conditions	Male	Female	Total	% of Total
Alcohol/Drug Use Suspected	835	1,565	2,400	26.3%
DV Card Given	2,361	5,230	7,591	83.1%
PO in Effect	21	79	100	1.1%
Arrested	120	96	216	2.4%
None	70	116	186	2.0%

Mitigating Circumstances for Primary Not Arrested	Male	Female	Total	% of Total
Aggressor undetermined	178	139	317	7.0%
Gone upon arrival	286	46	332	7.5%
No evidence of injury	121	65	186	4.1%
Not reported within 24 hours	49	24	73	1.6%
Other	61	33	94	2.1%
Unknown	2,555	992	3,547	78.0%
Total:	3,250	1,299	4,549	
				% of Total 28.6%

Primary Aggressors	Male	Female	Total	% of Total
Arrested	2,185	1,378	3,563	45.1%
Not Arrested	3,111	1,233	4,344	54.9%
Total:	5,296	2,611	7,907	
				% of Total 33.0%

Other Persons Involved	Male	Female	Total
Arrested	24	9	33

QUARTER 4 DV CY 2017

Day of Month	Totals	% of Total
1st	269	3.7%
2nd	233	3.2%
3rd	249	3.4%
4th	252	3.4%
5th	221	3.0%
6th	210	2.9%
7th	240	3.3%
8th	225	3.1%
9th	229	3.1%
10th	224	3.1%
11th	232	3.2%
12th	222	3.0%
13th	245	3.3%
14th	225	3.1%
15th	215	2.9%
16th	255	3.5%
17th	240	3.3%
18th	223	3.0%
19th	216	3.0%
20th	227	3.1%
21st	219	3.0%
22nd	297	4.1%
23rd	255	3.5%
24th	296	4.0%
25th	245	3.3%
26th	204	2.8%
27th	237	3.2%
28th	252	3.4%
29th	256	3.5%
30th	156	2.1%
31st	156	2.1%
Total:	7,321	

Time of Day	Totals	% of Total
0000-0259	939	12.5%
0300-0559	494	6.6%
0600-0859	565	7.5%
0900-1159	892	11.9%
1200-1459	881	11.7%
1500-1759	1,123	15.0%
1800-2059	1,300	17.3%
2100-2359	1,306	17.4%
Total:	7,500	

Weapon Used	Totals	% of Total
Blunt Object	133	2.5%
Handgun	138	1.8%
Hands/Fist/Feet	6,530	83.9%
Knife/Cutting Inst	354	4.5%
Other Firearm	61	0.8%
Other Weapon	144	1.9%
Unknown	361	4.6%
Total:	7,781	

Number of Children Present	Totals	% of Total
ages 0-3	722	29.0%
ages 4-6	356	14.3%
ages 7-9	279	11.2%
ages 10-12	295	11.8%
ages 13-15	235	9.4%
ages 16-18	200	8.0%
age unknown	405	16.3%
Total:	2,492	

Offender Age Range	Male	Female	Total	% of Total
Under 18	341	223	564	7.6%
18-24	829	498	1,327	17.9%
25-34	1,622	756	2,378	32.1%
35-44	1,160	446	1,606	21.7%
45-54	618	274	892	12.0%
55-64	310	148	458	6.2%
65 over	105	41	146	2.0%
Unknown	21	17	38	0.5%
Total:	5,006	2,403	7,409	
				32.5%

Offender Race	Male	Female	Total	% of Total
White	3,006	1,497	4,503	60.8%
Black / African American	1,676	702	2,378	32.1%
Am Indian / Alaska Native	51	28	79	1.1%
Asian	159	127	286	3.9%
Hawaiian/Pac. Islander	18	15	33	0.4%
Unknown	97	34	131	1.8%
Total:	5,007	2,403	7,410	
				32.4%

Injuries	Male	Female	Total	% of Total
Minor	769	496	1,265	17.1%
Moderate	57	19	76	1.0%
No Visible	1,842	1,004	2,846	38.4%
Severe	16	1	17	0.2%

Medical Attention	Male	Female	Total	% of Total
1st Aid	134	90	224	3.0%
Hospital	106	55	161	2.2%
None	3,137	1,284	4,421	59.7%
Refused	732	535	1,267	17.1%

Other Conditions	Male	Female	Total	% of Total
Alcohol/Drug Use Suspected	3,056	1,405	4,461	60.2%
DV Card Given	1,879	1,047	2,926	39.5%
PO in Effect	52	17	69	0.9%
Arrested	355	206	561	7.6%
None	160	71	231	3.1%

Victim Relationship to Offender	Totals	% of Total
Cohabitant	3,336	40.7%
Spouse	622	7.6%
Dating	2,761	33.7%
Child in Common	1,296	15.8%
Blood Relative	1,077	13.1%
Parent	803	9.8%
Child	408	5.0%
Former Spouse	97	1.2%
Former Dating	656	8.0%
Former Cohabitant	384	4.7%
Related by Marriage	828	10.1%

Victim Age Range	Male	Female	Total	% of Total
Under 18	189	225	414	5.1%
18-24	411	1,076	1,487	18.1%
25-34	724	1,792	2,516	30.7%
35-44	534	1,195	1,729	21.1%
45-54	406	709	1,115	13.6%
55-64	256	376	632	7.7%
65 over	139	151	290	3.6%
Unknown	2	9	11	0.1%
Total:	2,661	5,533	8,194	
				67.5%

Victim Race	Male	Female	Total	% of Total
White	1,776	3,495	5,271	64.3%
Black / African American	693	1,574	2,267	27.7%
Am Indian / Alaska Native	22	57	79	1.0%
Asian	94	258	352	4.3%
Hawaiian/Pac. Islander	11	9	20	0.2%
Unknown	65	140	205	2.5%
Total:	2,661	5,533	8,194	
				67.5%

Injuries	Male	Female	Total	% of Total
Minor	1,162	2,253	3,415	41.7%
Moderate	86	199	285	3.5%
No Visible	854	2,046	2,900	35.4%
Severe	18	33	51	0.6%

Medical Attention	Male	Female	Total	% of Total
1st Aid	152	340	492	6.0%
Hospital	105	314	419	5.1%
None	962	1,865	2,827	34.5%
Refused	1,001	2,172	3,173	38.7%

Other Conditions	Male	Female	Total	% of Total
Alcohol/Drug Use Suspected	715	1,268	1,983	24.2%
DV Card Given	1,955	4,408	6,363	77.7%
PO in Effect	22	62	84	1.0%
Arrested	64	194	258	3.1%
None	62	89	151	1.8%

Mitigating Circumstances for Primary Not Arrested	Male	Female	Total	% of Total
Aggressor undetermined	171	133	304	7.9%
Gone upon arrival	217	53	270	7.0%
No evidence of injury	121	60	181	4.7%
Not reported within 24 hours	41	13	54	1.4%
Other	69	35	104	2.7%
Unknown	2,196	759	2,955	76.4%
Total:	2,815	1,053	3,868	
				27.2%

Primary Aggressors	Male	Female	Total	% of Total
Arrested	2,026	1,258	3,284	47.1%
Not Arrested	2,662	1,032	3,694	52.9%
Total:	4,688	2,290	6,978	
				32.8%

Other Persons Involved	Male	Female	Total
Arrested	11	15	26

CARSON CITY SO CY 2017

Day of Month	Totals	% of Total
1st	11	4.1%
2nd	5	1.9%
3rd	6	2.2%
4th	14	5.2%
5th	8	3.0%
6th	5	1.9%
7th	9	3.4%
8th	10	3.7%
9th	9	3.4%
10th	8	3.0%
11th	11	4.1%
12th	14	5.2%
13th	10	3.7%
14th	2	0.7%
15th	9	3.4%
16th	12	4.5%
17th	2	0.7%
18th	8	3.0%
19th	12	4.5%
20th	10	3.7%
21st	9	3.4%
22nd	10	3.7%
23rd	12	4.5%
24th	7	2.6%
25th	9	3.4%
26th	12	4.5%
27th	5	1.9%
28th	9	3.4%
29th	9	3.4%
30th	4	1.5%
31st	6	2.2%
Total:	267	

Time of Day	Totals	% of Total
0000-0259	33	12.5%
0300-0559	19	7.2%
0600-0859	15	5.7%
0900-1159	20	7.5%
1200-1459	17	6.4%
1500-1759	43	16.2%
1800-2059	57	21.5%
2100-2359	61	23.0%
Total:	265	

Weapon Used	Totals	% of Total
Blunt Object	35	13.2%
Handgun	1	0.4%
Hands/Fist/Feet	224	84.5%
Knife/Cutting Inst	0	0.0%
Other Firearm	0	0.0%
Other Weapon	4	1.5%
Unknown	1	0.4%
Total:	265	

Number of Children Present	Totals	% of Total
ages 0-3	33	40.7%
ages 4-6	8	9.9%
ages 7-9	6	7.4%
ages 10-12	12	14.8%
ages 13-15	12	14.8%
ages 16-18	10	12.3%
age unknown	0	0.0%
Total:	81	

Offender Age Range	Male	Female	Total	% of Total
Under 18	15	14	29	9.9%
18-24	40	14	54	18.4%
25-34	60	25	85	28.6%
35-44	18	18	36	11.8%
45-54	33	19	52	17.2%
55-64	15	7	22	7.5%
65 over	3	0	3	1.0%
Unknown	3	0	3	1.0%
Total:	197	97	294	
				% of Total 33.0%

Offender Race	Male	Female	Total	% of Total
White	176	90	266	90.5%
Black / African American	8	4	12	4.1%
Am Indian / Alaska Native	5	1	6	2.0%
Asian	0	1	1	0.3%
Hawaiian/Pac. Islander	0	0	0	0.0%
Unknown	8	1	9	3.1%
Total:	197	97	294	
				% of Total 33.0%

Injuries	Offender Male	Offender Female	Total	% of Total
Minor	48	21	69	23.5%
Moderate	47	0	47	16.0%
No Visible	81	69	150	51.0%
Severe	0	0	0	0.0%

Medical Attention	Offender Male	Offender Female	Total	% of Total
1st Aid	0	0	0	0.0%
Hospital	3	1	4	1.4%
None	147	77	224	76.2%
Refused	23	12	35	11.9%

Other Conditions	Offender Male	Offender Female	Total	% of Total
Alcohol/Drug Use Suspected	78	40	118	40.1%
DV Card Given	5	3	8	2.7%
PO in Effect	0	0	0	0.0%
Arrested	0	0	0	0.0%
None	0	0	0	0.0%

Victim Relationship to Offender	Totals	% of Total
Cohabitant	90	29.2%
Spouse	48	15.6%
Dating	112	36.4%
Child in Common	40	13.0%
Blood Relative	27	8.8%
Parent	28	9.1%
Child	13	4.2%
Former Spouse	7	2.3%
Former Dating	14	4.5%
Former Cohabitant	11	3.6%
Related by Marriage	1	0.3%

Victim Age Range	Male	Female	Total	% of Total
Under 18	13	6	19	6.2%
18-24	11	39	50	16.2%
25-34	27	60	87	28.2%
35-44	12	45	57	18.5%
45-54	21	41	62	20.1%
55-64	16	13	29	9.4%
65 over	0	4	4	1.3%
Unknown	0	0	0	0.0%
Total:	100	208	308	
				% of Total 67.5%

Victim Race	Male	Female	Total	% of Total
White	88	192	280	91.2%
Black / African American	5	5	10	3.3%
Am Indian / Alaska Native	2	4	6	2.0%
Asian	0	1	1	0.3%
Hawaiian/Pac. Islander	0	1	1	0.3%
Unknown	4	5	9	2.9%
Total:	99	208	307	
				% of Total 67.8%

Injuries	Victim Male	Victim Female	Total	% of Total
Minor	43	90	133	43.2%
Moderate	9	24	33	10.7%
No Visible	46	92	138	44.8%
Severe	1	4	5	1.6%

Medical Attention	Victim Male	Victim Female	Total	% of Total
1st Aid	0	5	5	1.6%
Hospital	4	11	15	4.9%
None	71	143	214	69.5%
Refused	21	61	82	26.6%

Other Conditions	Victim Male	Victim Female	Total	% of Total
Alcohol/Drug Use Suspected	28	44	72	23.4%
DV Card Given	36	98	134	43.5%
PO in Effect	0	0	0	0.0%
Arrested	0	0	0	0.0%
None	0	0	0	0.0%

Mitigating Circumstances for Primary Not Arrested	Male	Female	Total	% of Total
Aggressor undetermined	37	31	68	40.7%
Gone upon arrival	38	6	44	26.3%
No evidence of injury	35	20	55	32.9%
Not reported within 24 hours	0	0	0	0.0%
Other	0	0	0	0.0%
Unknown	0	0	0	0.0%
Total:	110	57	167	
				% of Total 34.1%

Primary Aggressors	Male	Female	Total	% of Total
Arrested	87	45	132	44.9%
Not Arrested	110	52	162	55.1%
Total:	197	97	294	
				% of Total 33.0%

Other Persons Involved	Male	Female	Total
Arrested	1	1	2

CHURCHILL COUNTY TOTAL CY 2017

Day of Month	Totals	% of Total
1st	11	6.6%
2nd	7	4.2%
3rd	6	3.6%
4th	2	1.2%
5th	3	1.8%
6th	7	4.2%
7th	2	1.2%
8th	6	3.6%
9th	2	1.2%
10th	8	4.8%
11th	4	2.4%
12th	4	2.4%
13th	5	3.0%
14th	6	3.6%
15th	8	4.8%
16th	2	1.2%
17th	4	2.4%
18th	5	3.0%
19th	6	3.6%
20th	3	1.8%
21st	3	1.8%
22nd	11	6.6%
23rd	7	4.2%
24th	7	4.2%
25th	7	4.2%
26th	3	1.8%
27th	4	2.4%
28th	8	4.8%
29th	6	3.6%
30th	9	5.4%
31st	0	0.0%
Total:	166	

Time of Day	Totals	% of Total
0000-0259	15	8.9%
0300-0559	10	6.0%
0600-0859	7	4.2%
0900-1159	13	7.7%
1200-1459	18	10.7%
1500-1759	36	21.4%
1800-2059	35	20.8%
2100-2359	34	20.2%
Total:	168	

Weapon Used	Totals	% of Total
Blunt Object	6	3.4%
Handgun	0	0.0%
Hands/Fist/Feet	151	88.8%
Knife/Cutting Inst	2	1.1%
Other Firearm	1	0.6%
Other Weapon	10	5.7%
Unknown	6	3.4%
Total:	176	

Number of Children Present	Totals	% of Total
ages 0-3	33	35.5%
ages 4-6	14	15.1%
ages 7-9	10	10.8%
ages 10-12	15	16.1%
ages 13-15	11	11.8%
ages 16-18	5	5.4%
age unknown	5	5.4%
Total:	93	

Offender Age Range	Male	Female	Total	% of Total
Under 18	11	6	17	9.4%
18-24	14	13	27	14.9%
25-34	37	19	56	30.9%
35-44	23	13	36	19.9%
45-54	23	8	31	17.1%
55-64	8	4	12	6.6%
65 over	1	1	2	1.1%
Unknown	0	0	0	0.0%
Total:	117	64	181	
				% of Total
				64.6%
				35.4%

Offender Race	Male	Female	Total	% of Total
White	93	52	145	80.1%
Black / African American	7	3	10	5.5%
Am Indian / Alaska Native	13	5	18	9.9%
Asian	0	2	2	1.1%
Hawaiian/Pac. Islander	3	2	5	2.8%
Unknown	1	0	1	0.6%
Total:	117	64	181	
				% of Total
				64.6%
				35.4%

Injuries	Offender Male	Offender Female	Total	% of Total
Minor	25	16	41	22.7%
Moderate	7	2	9	5.0%
No Visible	79	42	121	66.9%
Severe	0	0	0	0.0%

Medical Attention	Offender Male	Offender Female	Total	% of Total
1st Aid	0	0	0	0.0%
Hospital	3	1	4	2.2%
None	95	47	142	78.5%
Refused	15	12	27	14.9%

Other Conditions	Offender Male	Offender Female	Total	% of Total
Alcohol/Drug Use Suspected	41	24	65	35.9%
DV Card Given	6	4	10	5.5%
PO in Effect	4	1	5	2.8%
Arrested	37	22	59	32.6%
None	11	5	16	8.8%

Victim Relationship to Offender	Totals	% of Total
Cohabitant	50	27.5%
Spouse	24	13.2%
Dating	52	28.6%
Child in Common	23	12.6%
Blood Relative	27	14.8%
Parent	11	6.0%
Child	10	5.5%
Former Spouse	2	1.1%
Former Dating	5	2.7%
Former Cohabitant	6	3.3%
Related by Marriage	6	3.3%

Victim Age Range	Male	Female	Total	% of Total
Under 18	5	9	14	7.7%
18-24	8	16	24	13.2%
25-34	32	40	72	39.6%
35-44	9	28	37	20.3%
45-54	6	18	24	13.2%
55-64	6	3	9	4.9%
65 over	1	1	2	1.1%
Unknown	0	0	0	0.0%
Total:	67	115	182	
				% of Total
				36.8%
				63.2%

Victim Race	Male	Female	Total	% of Total
White	60	94	154	84.6%
Black / African American	0	2	2	1.1%
Am Indian / Alaska Native	4	10	14	7.7%
Asian	0	1	1	0.5%
Hawaiian/Pac. Islander	3	7	10	5.5%
Unknown	0	1	1	0.5%
Total:	67	115	182	
				% of Total
				36.8%
				63.2%

Injuries	Victim Male	Victim Female	Total	% of Total
Minor	32	56	88	48.4%
Moderate	5	20	25	13.7%
No Visible	27	31	58	31.9%
Severe	1	0	1	0.5%

Medical Attention	Victim Male	Victim Female	Total	% of Total
1st Aid	2	3	5	2.7%
Hospital	3	14	17	9.3%
None	45	54	99	54.4%
Refused	14	36	50	27.5%

Other Conditions	Victim Male	Victim Female	Total	% of Total
Alcohol/Drug Use Suspected	28	23	51	28.0%
DV Card Given	43	86	129	70.9%
PO in Effect	1	5	6	3.3%
Arrested	0	0	0	0.0%
None	4	4	8	4.4%

Mitigating Circumstances for Primary Not Arrested	Male	Female	Total	% of Total
Aggressor undetermined	29	23	52	51.0%
Gone upon arrival	10	1	11	10.8%
No evidence of injury	12	5	17	16.7%
Not reported within 24 hours	7	1	8	7.8%
Other	8	6	14	13.7%
Unknown	0	0	0	0.0%
Total:	66	36	102	
				% of Total
				64.7%
				35.3%

Primary Aggressors	Male	Female	Total	% of Total
Arrested	55	30	85	52.1%
Not Arrested	52	26	78	47.9%
Total:	107	56	163	
				% of Total
				65.6%
				34.4%

Other Persons Involved	Male	Female	Total
Arrested	0	2	2

CHURCHILL COUNTY SO CY 2017

Day of Month	Totals	% of Total
1st	7	8.8%
2nd	4	5.0%
3rd	0	0.0%
4th	1	1.3%
5th	0	0.0%
6th	3	3.8%
7th	1	1.3%
8th	4	5.0%
9th	1	1.3%
10th	5	6.3%
11th	2	2.5%
12th	3	3.8%
13th	2	2.5%
14th	3	3.8%
15th	3	3.8%
16th	2	2.5%
17th	1	1.3%
18th	3	3.8%
19th	3	3.8%
20th	3	3.8%
21st	1	1.3%
22nd	6	7.5%
23rd	5	6.3%
24th	2	2.5%
25th	2	2.5%
26th	0	0.0%
27th	2	2.5%
28th	5	6.3%
29th	3	3.8%
30th	3	3.8%
31st	0	0.0%
Total:	80	

Time of Day	Totals	% of Total
0000-0259	9	10.8%
0300-0559	6	7.2%
0600-0859	3	3.6%
0900-1159	8	9.6%
1200-1459	7	8.4%
1500-1759	18	21.7%
1800-2059	15	18.1%
2100-2359	17	20.5%
Total:	83	

Weapon Used	Totals	% of Total
Blunt Object	1	1.2%
Handgun	0	0.0%
Hands/Fist/Feet	72	86.7%
Knife/Cutting Inst	0	0.0%
Other Firearm	1	1.2%
Other Weapon	3	3.6%
Unknown	6	7.2%
Total:	83	

Number of Children Present	Totals	% of Total
ages 0-3	15	36.6%
ages 4-6	3	7.3%
ages 7-9	5	12.2%
ages 10-12	5	12.2%
ages 13-15	5	12.2%
ages 16-18	3	7.3%
age unknown	5	12.2%
Total:	41	

Offender Age Range	Male	Female	Total	% of Total
Under 18	6	3	9	9.9%
18-24	6	7	13	14.3%
25-34	18	7	25	27.5%
35-44	12	9	21	23.1%
45-54	9	4	13	14.3%
55-64	6	2	8	8.8%
65 over	1	1	2	2.2%
Unknown	0	0	0	0.0%
Total:	58	33	91	
				% of Total 36.3%

Offender Race	Male	Female	Total	% of Total
White	49	31	80	87.9%
Black / African American	3	0	3	3.3%
Am Indian / Alaska Native	5	1	6	6.6%
Asian	0	1	1	1.1%
Hawaiian/Pac. Islander	0	0	0	0.0%
Unknown	1	0	1	1.1%
Total:	58	33	91	
				% of Total 36.3%

Injuries	Offender Male	Offender Female	Total	% of Total
Minor	11	11	22	24.2%
Moderate	2	1	3	3.3%
No/Visible	39	17	56	61.5%
Severe	0	0	0	0.0%

Medical Attention	Offender Male	Offender Female	Total	% of Total
1st Aid	0	0	0	0.0%
Hospital	0	1	1	1.1%
None	48	20	68	74.7%
Refused	5	8	13	14.3%

Other Conditions	Offender Male	Offender Female	Total	% of Total
Alcohol/Drug Use Suspected	13	12	25	27.5%
DV Card Given	0	1	1	1.1%
PO in Effect	0	0	0	0.0%
Arrested	10	12	22	24.2%
None	1	1	2	2.2%

Victim Relationship to Offender	Totals	% of Total
Cohabitant	12	12.9%
Spouse	15	16.1%
Dating	21	22.6%
Child in Common	11	11.8%
Blood Relative	13	14.0%
Parent	4	4.3%
Child	4	4.3%
Former Spouse	0	0.0%
Former Dating	1	1.1%
Former Cohabitant	0	0.0%
Related by Marriage	4	4.3%

Victim Age Range	Male	Female	Total	% of Total
Under 18	2	3	5	5.4%
18-24	6	8	14	15.1%
25-34	13	15	28	30.1%
35-44	7	20	27	29.0%
45-54	4	9	13	14.0%
55-64	2	3	5	5.4%
65 over	0	1	1	1.1%
Unknown	0	0	0	0.0%
Total:	34	59	93	
				% of Total 63.4%

Victim Race	Male	Female	Total	% of Total
White	33	53	86	92.5%
Black / African American	0	0	0	0.0%
Am Indian / Alaska Native	1	4	5	5.4%
Asian	0	1	1	1.1%
Hawaiian/Pac. Islander	0	0	0	0.0%
Unknown	0	1	1	1.1%
Total:	34	59	93	
				% of Total 63.4%

Injuries	Victim Male	Victim Female	Total	% of Total
Minor	14	23	37	39.8%
Moderate	3	9	12	12.9%
No/Visible	15	19	34	36.6%
Severe	0	0	0	0.0%

Medical Attention	Victim Male	Victim Female	Total	% of Total
1st Aid	0	1	1	1.1%
Hospital	2	7	9	9.7%
None	25	24	49	52.7%
Refused	4	19	23	24.7%

Other Conditions	Victim Male	Victim Female	Total	% of Total
Alcohol/Drug Use Suspected	13	7	20	21.5%
DV Card Given	15	39	54	58.1%
PO in Effect	0	0	0	0.0%
Arrested	0	0	0	0.0%
None	2	0	2	2.2%

Mitigating Circumstances for Primary Not Arrested	Male	Female	Total	% of Total
Aggressor undetermined	12	13	25	49.0%
Gone upon arrival	5	0	5	9.8%
No evidence of injury	6	3	9	17.6%
Not reported within 24 hours	6	0	6	11.8%
Other	4	2	6	11.8%
Unknown	0	0	0	0.0%
Total:	33	18	51	
				% of Total 35.3%

Primary Aggressors	Male	Female	Total	% of Total
Arrested	24	17	41	52.6%
Not Arrested	26	11	37	47.4%
Total:	50	28	78	
				% of Total 35.9%

Other Persons Involved	Male	Female	Total
Arrested	0	1	1

FALLON PD CY 2017

Day of Month	Totals	% of Total
1st	4	4.7%
2nd	3	3.5%
3rd	1	7.0%
4th	1	1.2%
5th	3	3.5%
6th	4	4.7%
7th	1	1.2%
8th	2	2.3%
9th	1	1.2%
10th	3	3.5%
11th	2	2.3%
12th	1	1.2%
13th	3	3.5%
14th	3	3.5%
15th	5	5.8%
16th	0	0.0%
17th	3	3.5%
18th	2	2.3%
19th	3	3.5%
20th	0	0.0%
21st	2	2.3%
22nd	5	5.8%
23rd	2	2.3%
24th	5	5.8%
25th	5	5.8%
26th	3	3.5%
27th	2	2.3%
28th	3	3.5%
29th	3	3.5%
30th	6	7.0%
31st	0	0.0%
Total:	86	

Time of Day	Totals	% of Total
0000-0259	6	7.1%
0300-0559	4	4.7%
0600-0859	4	4.7%
0900-1159	5	5.9%
1200-1459	11	12.9%
1500-1759	18	21.2%
1800-2059	20	23.5%
2100-2359	17	20.0%
Total:	85	

Weapon Used	Totals	% of Total
Blunt Object	5	5.4%
Handgun	0	0.0%
Hands/Fist/Feet	79	84.9%
Knife/Cutting Inst	2	2.2%
Other Firearm	0	0.0%
Other Weapon	7	7.5%
Unknown	0	0.0%
Total:	93	

Number of Children Present	Totals	% of Total
ages 0-3	18	34.6%
ages 4-6	11	21.2%
ages 7-9	5	9.6%
ages 10-12	10	19.2%
ages 13-15	6	11.5%
ages 16-18	2	3.8%
age unknown	0	0.0%
Total:	52	

Offender Age Range	Male	Female	Total	% of Total
Under 18	5	3	8	8.9%
18-24	8	6	14	15.6%
25-34	19	12	31	34.4%
35-44	11	4	15	16.7%
45-54	14	4	18	20.0%
55-64	2	2	4	4.4%
65 over	0	0	0	0.0%
Unknown	0	0	0	0.0%
Total:	59	31	90	
				% of Total 34.4%

Offender Race	Male	Female	Total	% of Total
White	44	21	65	72.2%
Black / African American	4	3	7	7.8%
Am Indian / Alaska Native	8	4	12	13.3%
Asian	0	1	1	1.1%
Hawaiian/Pac. Islander	3	2	5	5.6%
Unknown	0	0	0	0.0%
Total:	59	31	90	
				% of Total 34.4%

Injuries	Offender Male	Offender Female	Total	% of Total
Minor	14	5	19	21.1%
Moderate	5	1	6	6.7%
No/Visible	40	25	65	72.2%
Severe	0	0	0	0.0%
Total:	59	31	90	
				% of Total 34.4%

Medical Attention	Offender Male	Offender Female	Total	% of Total
1st Aid	0	0	0	0.0%
Hospital	3	0	3	3.3%
None	47	27	74	82.2%
Refused	10	4	14	15.6%
Total:	60	31	91	
				% of Total 15.6%

Other Conditions	Offender Male	Offender Female	Total	% of Total
Alcohol/Drug Use Suspected	28	12	40	44.4%
DV Card Given	6	3	9	10.0%
PO in Effect	4	1	5	5.6%
Arrested	27	10	37	41.1%
None	10	4	14	15.6%
Total:	75	40	115	
				% of Total 15.6%

Victim Relationship to Offender	Totals	% of Total
Cohabitant	38	42.7%
Spouse	9	10.1%
Dating	31	34.8%
Child in Common	12	13.5%
Blood Relative	14	15.7%
Parent	7	7.9%
Child	6	6.7%
Former Spouse	2	2.2%
Former Dating	4	4.5%
Former Cohabitant	6	6.7%
Related by Marriage	2	2.2%
Total:	89	

Victim Age Range	Male	Female	Total	% of Total
Under 18	3	6	9	10.1%
18-24	2	8	10	11.2%
25-34	19	25	44	49.4%
35-44	2	8	10	11.2%
45-54	2	9	11	12.4%
55-64	4	0	4	4.5%
65 over	1	0	1	1.1%
Unknown	0	0	0	0.0%
Total:	33	56	89	
				% of Total 62.9%

Victim Race	Male	Female	Total	% of Total
White	27	41	68	76.4%
Black / African American	0	2	2	2.2%
Am Indian / Alaska Native	3	6	9	10.1%
Asian	0	0	0	0.0%
Hawaiian/Pac. Islander	3	7	10	11.2%
Unknown	0	0	0	0.0%
Total:	33	56	89	
				% of Total 62.9%

Injuries	Victim Male	Victim Female	Total	% of Total
Minor	18	33	51	57.3%
Moderate	2	11	13	14.6%
No/Visible	12	12	24	27.0%
Severe	1	0	1	1.1%
Total:	33	56	89	
				% of Total 62.9%

Medical Attention	Victim Male	Victim Female	Total	% of Total
1st Aid	2	2	4	4.5%
Hospital	1	7	8	9.0%
None	20	30	50	56.2%
Refused	10	17	27	30.3%
Total:	33	56	89	
				% of Total 30.3%

Other Conditions	Victim Male	Victim Female	Total	% of Total
Alcohol/Drug Use Suspected	15	16	31	34.8%
DV Card Given	28	47	75	84.3%
PO in Effect	1	5	6	6.7%
Arrested	0	0	0	0.0%
None	2	4	6	6.7%
Total:	46	82	128	
				% of Total 6.7%

Mitigating Circumstances for Primary Not Arrested	Male	Female	Total	% of Total
Aggressor undetermined	17	10	27	52.9%
Gone upon arrival	5	1	6	11.8%
No evidence of injury	6	2	8	15.7%
Not reported within 24 hours	1	1	2	3.9%
Other	4	4	8	15.7%
Unknown	0	0	0	0.0%
Total:	33	18	51	
				% of Total 35.3%

Primary Aggressors	Male	Female	Total	% of Total
Arrested	31	13	44	51.8%
Not Arrested	26	15	41	48.2%
Total:	57	28	85	
				% of Total 32.9%

Other Persons Involved	Male	Female	Total
Arrested	0	1	1

CHURCHILL COUNTY TOTAL CY 2017

Day of Month	Totals	% of Total		
1st	831	3.4%		
2nd	802	3.2%		
18-24	3,078	12.3%		
25-34	5,869	23.1%		
35-44	3,665	14.4%		
45-54	2,174	8.5%		
55-64	1,010	4.0%		
65 over	369	1.4%		
Unknown	119	0.5%		
Total:	17,358	68.1%		
Offender Age Range	Male	Female	Total	% of Total
Under 18	1,074	715	1,789	7.0%
18-24	3,078	1,672	4,750	18.6%
25-34	5,869	2,627	8,496	33.3%
35-44	3,665	1,528	5,193	20.4%
45-54	2,174	937	3,111	12.2%
55-64	1,010	480	1,490	5.8%
65 over	369	128	497	1.9%
Unknown	119	53	172	0.7%
Total:	17,358	8,140	25,498	31.9%
Offender Race	Male	Female	Total	% of Total
White	9,442	4,616	14,058	55.1%
Black / African American	6,845	2,893	9,738	38.2%
Am Indian / Alaska Native	103	69	172	0.7%
Asian	540	404	944	3.7%
Hawaiian/Pac. Islander	24	14	38	0.1%
Unknown	403	145	548	2.1%
Total:	17,357	8,141	25,498	31.9%
Injuries	Offender	Female	Total	% of Total
Minor	2,768	1,721	4,489	17.6%
Moderate	181	63	244	1.0%
No/Visible	6,453	3,496	9,949	39.0%
Severe	51	27	78	0.3%
Total:	9,453	5,307	14,760	57.9%
Medical Attention	Offender	Female	Total	% of Total
1st Aid	465	318	783	3.1%
Hospital	374	202	576	2.3%
None	11,512	4,611	16,123	63.2%
Refused	2,922	1,961	4,883	19.2%
Total:	15,273	6,102	21,375	84.4%
Injuries	Victim	Female	Total	% of Total
Minor	4,037	8,548	12,585	44.9%
Moderate	306	664	960	3.4%
No/Visible	3,069	7,359	10,428	37.2%
Severe	68	101	169	0.6%
Total:	7,480	16,672	24,152	95.1%
Medical Attention	Victim	Female	Total	% of Total
1st Aid	527	1,224	1,751	6.2%
Hospital	452	1,291	1,743	6.2%
None	3,231	6,212	9,443	33.7%
Refused	3,812	8,439	12,251	43.7%
Total:	8,022	17,166	25,188	98.1%
Other Conditions	Victim	Female	Total	% of Total
Alcohol/Drug Use Suspected	2,641	4,874	7,515	28.8%
DV Card Given	7,500	16,518	24,018	85.6%
PO in Effect	40	230	270	1.0%
Arrested	154	91	245	0.9%
None	13	28	41	0.1%
Total:	10,308	22,241	32,549	127.6%

Time of Day	Totals	% of Total
0000-0259	3,163	13.1%
0300-0559	1,835	7.6%
0600-0859	1,991	8.2%
0900-1159	2,716	11.2%
1200-1459	2,864	11.8%
1500-1759	3,426	14.1%
1800-2059	4,019	16.6%
2100-2359	4,218	17.4%
Total:	24,232	97.0%

Weapon Used	Totals	% of Total
Blunt Object	555	2.0%
Handgun	639	2.3%
Hands/Fist/Feet	23,508	86.4%
Knife/Cutting Inst	1,167	4.3%
Other Firearm	202	0.7%
Other Weapon	354	1.3%
Unknown	776	2.9%
Total:	27,201	100.0%

Number of Children Present	Totals	% of Total
ages 0-3	2,319	30.4%
ages 4-6	1,219	16.0%
ages 7-9	999	13.1%
ages 10-12	962	12.6%
ages 13-15	811	10.6%
ages 16-18	586	7.3%
age unknown	761	10.0%
Total:	7,627	100.0%

Victim Age Range	Male	Female	Total	% of Total
Under 18	612	761	1,373	4.9%
18-24	1,428	3,864	5,292	18.9%
25-34	2,451	6,287	8,738	31.2%
35-44	1,770	3,978	5,748	20.5%
45-54	1,386	2,447	3,833	13.7%
55-64	892	1,148	2,040	7.3%
65 over	460	523	983	3.5%
Unknown	15	28	43	0.2%
Total:	9,014	19,036	28,050	100.0%

Victim Race	Male	Female	Total	% of Total
White	5,595	10,993	16,588	59.1%
Black / African American	2,748	6,549	9,297	33.2%
Am Indian / Alaska Native	55	113	168	0.6%
Asian	340	802	1,142	4.1%
Hawaiian/Pac. Islander	11	17	28	0.1%
Unknown	261	560	821	2.9%
Total:	9,010	19,034	28,044	100.0%

Injuries	Victim	Female	Total	% of Total
Minor	4,037	8,548	12,585	44.9%
Moderate	306	664	960	3.4%
No/Visible	3,069	7,359	10,428	37.2%
Severe	68	101	169	0.6%
Total:	7,480	16,672	24,152	95.1%

Medical Attention	Victim	Female	Total	% of Total
1st Aid	527	1,224	1,751	6.2%
Hospital	452	1,291	1,743	6.2%
None	3,231	6,212	9,443	33.7%
Refused	3,812	8,439	12,251	43.7%
Total:	8,022	17,166	25,188	98.1%

Other Conditions	Victim	Female	Total	% of Total
Alcohol/Drug Use Suspected	2,641	4,874	7,515	28.8%
DV Card Given	7,500	16,518	24,018	85.6%
PO in Effect	40	230	270	1.0%
Arrested	154	91	245	0.9%
None	13	28	41	0.1%
Total:	10,308	22,241	32,549	127.6%

Mitigating Circumstances for Primary Not Arrested	Male	Female	Total	% of Total
Aggressor undetermined	354	230	584	4.4%
Gone upon arrival	1,736	463	2,199	16.4%
No evidence of injury	621	264	885	6.6%
Not reported within 24 hours	120	46	166	1.2%
Other	115	52	167	1.2%
Unknown	6,855	2,530	9,385	70.1%
Total:	9,801	3,565	13,366	50.9%

Primary Aggressors	Male	Female	Total	% of Total
Arrested	6,817	4,272	11,089	45.4%
Not Arrested	9,800	3,536	13,336	54.6%
Total:	16,617	7,808	24,425	96.0%

Other Persons Involved	Male	Female	Total	% of Total
Arrested	0	0	0	0.0%

Offender Age Range	Male	Female	Total	% of Total
Under 18	1,074	715	1,789	7.0%
18-24	3,078	1,672	4,750	18.6%
25-34	5,869	2,627	8,496	33.3%
35-44	3,665	1,528	5,193	20.4%
45-54	2,174	937	3,111	12.2%
55-64	1,010	480	1,490	5.8%
65 over	369	128	497	1.9%
Unknown	119	53	172	0.7%
Total:	17,358	8,140	25,498	31.9%

Offender Race	Male	Female	Total	% of Total
White	9,442	4,616	14,058	55.1%
Black / African American	6,845	2,893	9,738	38.2%
Am Indian / Alaska Native	103	69	172	0.7%
Asian	540	404	944	3.7%
Hawaiian/Pac. Islander	24	14	38	0.1%
Unknown	403	145	548	2.1%
Total:	17,357	8,141	25,498	31.9%

Injuries	Offender	Female	Total	% of Total
Minor	2,768	1,721	4,489	17.6%
Moderate	181	63	244	1.0%
No/Visible	6,453	3,496	9,949	39.0%
Severe	51	27	78	0.3%
Total:	9,453	5,307	14,760	57.9%

Medical Attention	Offender	Female	Total	% of Total
1st Aid	465	318	783	3.1%
Hospital	374	202	576	2.3%
None	11,512	4,611	16,123	63.2%
Refused	2,922	1,961	4,883	19.2%
Total:	15,273	6,102	21,375	84.4%

Other Conditions	Offender	Female	Total	% of Total
Alcohol/Drug Use Suspected	11,913	5,591	17,504	68.6%
DV Card Given	6,930	3,973	10,903	42.8%
PO in Effect	186	49	235	0.9%
Arrested	595	346	941	3.7%
None	10	5	15	0.1%
Total:	19,534	10,964	30,498	119.6%

Victim Relationship to Offender	Totals	% of Total
Cohabitant	13,910	49.6%
Spouse	1,718	6.1%
Dating	10,536	37.6%
Child in Common	5,092	18.2%
Blood Relative	4,404	15.7%
Parent	2,727	9.7%
Child	1,398	5.0%
Former Spouse	347	1.2%
Former Dating	2,552	9.1%
Former Cohabitant	1,715	6.1%
Related by Marriage	3,620	12.9%
Total:	28,050	100.0%

BOULDER CITY PD CY 2017

Day of Month	Totals	% of Total
1st	1	2.0%
2nd	4	7.8%
3rd	3	5.9%
4th	6	11.8%
5th	2	3.9%
6th	0	0.0%
7th	1	2.0%
8th	1	2.0%
9th	0	0.0%
10th	0	0.0%
11th	0	0.0%
12th	0	0.0%
13th	2	3.9%
14th	1	2.0%
15th	0	0.0%
16th	2	3.9%
17th	3	5.9%
18th	5	9.8%
19th	1	2.0%
20th	1	2.0%
21st	0	0.0%
22nd	0	0.0%
23rd	2	3.9%
24th	1	2.0%
25th	3	5.9%
26th	1	2.0%
27th	1	2.0%
28th	3	5.9%
29th	2	3.9%
30th	5	9.8%
31st	0	0.0%
Total:	51	

Time of Day	Totals	% of Total
0000-0259	5	10.9%
0300-0559	1	2.2%
0600-0859	2	4.3%
0900-1159	1	2.2%
1200-1459	12	26.1%
1500-1759	8	17.4%
1800-2059	12	26.1%
2100-2359	5	10.9%
Total:	46	

Weapon Used	Totals	% of Total
Blunt Object	2	4.3%
Handgun	0	0.0%
Hands/Fist/Feet	42	91.3%
Knife/Cutting Inst	0	0.0%
Other Firearm	0	0.0%
Other Weapon	2	4.3%
Unknown	0	0.0%
Total:	46	

Number of Children Present	Totals	% of Total
ages 0-3	6	40.0%
ages 4-6	2	13.3%
ages 7-9	2	13.3%
ages 10-12	2	13.3%
ages 13-15	2	13.3%
ages 16-18	0	0.0%
age unknown	1	6.7%
Total:	15	

Offender Age Range	Male	Female	Total	% of Total
Under 18	2	5	7	13.7%
18-24	14	4	18	35.3%
25-34	7	2	9	17.6%
35-44	5	1	6	11.8%
45-54	6	2	8	15.7%
55-64	0	3	3	5.9%
65 over	0	0	0	0.0%
Unknown	0	0	0	0.0%
Total:	34	17	51	

Offender Race	Male	Female	Total	% of Total
White	34	15	49	96.1%
Black / African American	0	1	1	2.0%
Am Indian / Alaska Native	0	0	0	0.0%
Asian	0	1	1	2.0%
Hawaiian/Pac. Islander	0	0	0	0.0%
Unknown	0	0	0	0.0%
Total:	34	17	51	

Injuries	Offender Male	Offender Female	Total	% of Total
Minor	7	5	12	23.5%
Moderate	0	0	0	0.0%
No Visible	26	12	38	74.5%
Severe	1	0	1	2.0%
Total:	34	17	51	

Medical Attention	Offender Male	Offender Female	Total	% of Total
1st Aid	2	2	4	7.8%
Hospital	1	2	3	5.9%
None	29	10	39	76.5%
Refused	2	2	4	7.8%
Total:	34	17	51	

Other Conditions	Offender Male	Offender Female	Total	% of Total
Alcohol/Drug Use Suspected	11	8	19	37.3%
DV Card Given	1	4	5	9.8%
PO in Effect	0	0	0	0.0%
Arrested	24	12	36	70.6%
None	7	4	11	21.6%
Total:	46	24	70	

Victim Relationship to Offender	Totals	% of Total
Cohabitant	4	7.5%
Spouse	10	18.9%
Dating	12	22.6%
Child in Common	2	3.8%
Blood Relative	7	13.2%
Parent	7	13.2%
Child	1	1.9%
Former Spouse	1	1.9%
Former Dating	1	1.9%
Former Cohabitant	0	0.0%
Related by Marriage	0	0.0%
Total:	51	

Victim Age Range	Male	Female	Total	% of Total
Under 18	2	5	7	13.2%
18-24	1	10	11	20.8%
25-34	6	6	12	22.6%
35-44	1	7	8	15.1%
45-54	3	5	8	15.1%
55-64	4	3	7	13.2%
65 over	0	0	0	0.0%
Unknown	0	0	0	0.0%
Total:	17	36	53	

Victim Race	Male	Female	Total	% of Total
White	15	34	49	96.1%
Black / African American	2	0	2	3.8%
Am Indian / Alaska Native	0	0	0	0.0%
Asian	0	0	0	0.0%
Hawaiian/Pac. Islander	0	0	0	0.0%
Unknown	0	0	0	0.0%
Total:	17	34	51	

Injuries	Victim Male	Victim Female	Total	% of Total
Minor	11	24	35	66.0%
Moderate	0	2	2	3.8%
No Visible	6	9	15	28.3%
Severe	0	0	0	0.0%
Total:	17	34	51	

Medical Attention	Victim Male	Victim Female	Total	% of Total
1st Aid	1	7	8	15.1%
Hospital	1	3	4	7.5%
None	12	19	31	58.5%
Refused	3	6	9	17.0%
Total:	17	34	51	

Other Conditions	Victim Male	Victim Female	Total	% of Total
Alcohol/Drug Use Suspected	4	6	10	18.9%
DV Card Given	2	12	14	26.4%
PO in Effect	0	0	0	0.0%
Arrested	2	1	3	5.7%
None	9	18	27	50.9%
Total:	10	6	16	

Mitigating Circumstances for Primary Not Arrested	Male	Female	Total	% of Total
Aggressor undetermined	2	3	5	31.3%
Gone upon arrival	6	2	8	50.0%
No evidence of injury	0	0	0	0.0%
Not reported within 24 hours	0	0	0	0.0%
Other	1	1	2	12.5%
Unknown	1	0	1	6.3%
Total:	10	6	16	

Primary Aggressors	Male	Female	Total	% of Total
Arrested	26	10	36	69.2%
Not Arrested	10	6	16	30.8%
Total:	36	16	52	

Other Persons Involved	Male	Female	Total	% of Total
Arrested	0	0	0	0.0%
Total:	0	0	0	

CLARK COUNTY SD PD CY 2017

Day of Month	Totals	% of Total
1st	0	0.0%
2nd	0	0.0%
3rd	0	0.0%
4th	2	5.7%
5th	0	0.0%
6th	2	5.7%
7th	0	0.0%
8th	4	11.4%
9th	0	0.0%
10th	1	2.9%
11th	1	2.9%
12th	1	2.9%
13th	0	0.0%
14th	3	8.6%
15th	0	0.0%
16th	0	0.0%
17th	0	0.0%
18th	5	14.3%
19th	2	5.7%
20th	1	2.9%
21st	1	2.9%
22nd	0	0.0%
23rd	2	5.7%
24th	3	8.6%
25th	1	2.9%
26th	0	0.0%
27th	4	11.4%
28th	1	2.9%
29th	0	0.0%
30th	0	0.0%
31st	0	0.0%
Total:	35	

Time of Day	Totals	% of Total
0000-0259	0	0.0%
0300-0559	0	0.0%
0600-0859	7	20.2%
0900-1159	8	33.3%
1200-1459	7	20.2%
1500-1759	2	8.3%
1800-2059	0	0.0%
2100-2359	0	0.0%
Total:	24	

Weapon Used	Totals	% of Total
Blunt Object	0	0.0%
Handgun	0	0.0%
Hands/Fist/Feet	29	90.6%
Knife/Cutting Inst	1	3.1%
Other Firearm	0	0.0%
Other Weapon	1	3.1%
Unknown	1	3.1%
Total:	32	

Number of Children Present	Totals	% of Total
ages 0-3	0	0.0%
ages 4-6	0	0.0%
ages 7-9	0	0.0%
ages 10-12	0	0.0%
ages 13-15	0	0.0%
ages 16-18	0	0.0%
age unknown	1	100.0%
Total:	1	

Offender Age Range	Male	Female	Total	% of Total
Under 18	21	7	28	80.0%
18-24	4	1	5	14.3%
25-34	0	0	0	0.0%
35-44	1	0	1	2.9%
45-54	0	0	0	0.0%
55-64	1	0	1	2.9%
65 over	0	0	0	0.0%
Unknown	0	0	0	0.0%
Total:	27	8	35	
				% of Total
				77.1%
				22.9%

Offender Race	Male	Female	Total	% of Total
White	9	5	14	38.9%
Black / African American	15	4	19	52.8%
Am Indian / Alaska Native	1	0	1	2.8%
Asian	1	0	1	2.8%
Hawaiian/Pac. Islander	1	0	1	2.8%
Unknown	0	0	0	0.0%
Total:	27	9	36	
				% of Total
				75.0%
				25.0%

Injuries	Offender Male	Offender Female	Total	% of Total
Minor	0	0	0	0.0%
Moderate	0	0	0	0.0%
No Visible	15	5	20	57.1%
Severe	0	0	0	0.0%

Medical Attention	Offender Male	Offender Female	Total	% of Total
1st Aid	0	0	0	0.0%
Hospital	0	0	0	0.0%
None	13	5	18	51.4%
Refused	2	0	2	5.7%

Other Conditions	Offender Male	Offender Female	Total	% of Total
Alcohol/Drug Use Suspected	0	0	0	0.0%
DV Card Given	2	0	2	5.7%
PO in Effect	0	0	0	0.0%
Arrested	12	0	12	34.3%
None	1	0	1	2.9%

Victim Relationship to Offender	Totals	% of Total
Cohabitant	1	2.8%
Spouse	1	2.8%
Dating	10	27.8%
Child in Common	0	0.0%
Blood Relative	9	25.0%
Parent	1	2.8%
Child	2	5.6%
Former Spouse	0	0.0%
Former Dating	8	22.2%
Former Cohabitant	0	0.0%
Related by Marriage	0	0.0%

Victim Age Range	Male	Female	Total	% of Total
Under 18	11	16	27	75.0%
18-24	0	4	4	11.1%
25-34	1	1	2	5.6%
35-44	0	1	1	2.8%
45-54	0	0	0	0.0%
55-64	1	1	2	5.6%
65 over	0	0	0	0.0%
Unknown	0	0	0	0.0%
Total:	13	23	36	
				% of Total
				36.1%
				63.9%

Victim Race	Male	Female	Total	% of Total
White	4	11	15	42.9%
Black / African American	7	9	16	45.7%
Am Indian / Alaska Native	0	0	0	0.0%
Asian	1	1	2	5.7%
Hawaiian/Pac. Islander	0	1	1	2.9%
Unknown	0	1	1	2.9%
Total:	12	23	35	
				% of Total
				34.3%
				65.7%

Injuries	Victim Male	Victim Female	Total	% of Total
Minor	5	1	6	16.7%
Moderate	0	0	0	0.0%
No Visible	5	9	14	38.9%
Severe	0	0	0	0.0%

Medical Attention	Victim Male	Victim Female	Total	% of Total
1st Aid	4	0	4	11.1%
Hospital	0	0	0	0.0%
None	2	10	12	33.3%
Refused	4	0	4	11.1%

Other Conditions	Victim Male	Victim Female	Total	% of Total
Alcohol/Drug Use Suspected	0	0	0	0.0%
DV Card Given	2	6	8	22.2%
PO in Effect	0	0	0	0.0%
Arrested	3	1	4	11.1%
None	4	5	9	25.0%

Mitigating Circumstances for Primary Not Arrested	Male	Female	Total	% of Total
Aggressor undetermined	0	0	0	0.0%
Gone upon arrival	1	1	2	33.3%
No evidence of injury	0	0	0	0.0%
Not reported within 24 hours	0	0	0	0.0%
Other	3	1	4	66.7%
Unknown	0	0	0	0.0%
Total:	4	2	6	
				% of Total
				66.7%
				33.3%

Primary Aggressors	Male	Female	Total	% of Total
Arrested	23	7	30	83.3%
Not Arrested	4	2	6	16.7%
Total:	27	9	36	
				% of Total
				75.0%
				25.0%

Other Persons Involved	Male	Female	Total
Arrested	0	0	0

COLLEGE OF SO NEVADA PD CY 2017

Day of Month	Totals	% of Total
1st	0	
2nd	0	
3rd	0	
4th	0	
5th	0	
6th	0	
7th	0	
8th	0	
9th	0	
10th	0	
11th	0	
12th	0	
13th	0	
14th	0	
15th	0	
16th	0	
17th	0	
18th	0	
19th	0	
20th	0	
21st	0	
22nd	0	
23rd	0	
24th	0	
25th	0	
26th	0	
27th	0	
28th	0	
29th	0	
30th	0	
31st	0	
Total:	0	

Time of Day	Totals	% of Total
0000-0259	0	
0300-0559	0	
0600-0859	0	
0900-1159	0	
1200-1459	0	
1500-1759	0	
1800-2059	0	
2100-2359	0	
Total:	0	

Weapon Used	Totals	% of Total
Blunt Object	0	
Handgun	0	
Hands/Fist/Feet	0	
Knife/Cutting Inst	0	
Other Firearm	0	
Other Weapon	0	
Unknown	0	
Total:	0	

Number of Children Present	Totals	% of Total
ages 0-3	0	
ages 4-6	0	
ages 7-9	0	
ages 10-12	0	
ages 13-15	0	
ages 16-18	0	
age unknown	0	
Total:	0	

Offender Age Range	Male	Female	Total	% of Total
Under 18	0	0	0	
18-24	0	0	0	
25-34	0	0	0	
35-44	0	0	0	
45-54	0	0	0	
55-64	0	0	0	
65 over	0	0	0	
Unknown	0	0	0	
Total:	0	0	0	

Offender Race	Male	Female	Total	% of Total
White	0	0	0	
Black / African American	0	0	0	
Am Indian / Alaska Native	0	0	0	
Asian	0	0	0	
Hawaiian/Pac. Islander	0	0	0	
Unknown	0	0	0	
Total:	0	0	0	

Injuries	Offender Male	Offender Female	Total	% of Total
Minor	0	0	0	
Moderate	0	0	0	
No Visible	0	0	0	
Severe	0	0	0	

Medical Attention	Offender Male	Offender Female	Total	% of Total
1st Aid	0	0	0	
Hospital	0	0	0	
None	0	0	0	
Refused	0	0	0	

Other Conditions	Offender Male	Offender Female	Total	% of Total
Alcohol/Drug Use Suspected	0	0	0	
DV Card Given	0	0	0	
PO in Effect	0	0	0	
Arrested	0	0	0	
None	0	0	0	

Victim Relationship to Offender	Totals	% of Total
Cohabitant	0	
Spouse	0	
Dating	0	
Child in Common	0	
Blood Relative	0	
Parent	0	
Child	0	
Former Spouse	0	
Former Dating	0	
Former Cohabitant	0	
Related by Marriage	0	

Victim Age Range	Male	Female	Total	% of Total
Under 18	0	0	0	
18-24	0	0	0	
25-34	0	0	0	
35-44	0	0	0	
45-54	0	0	0	
55-64	0	0	0	
65 over	0	0	0	
Unknown	0	0	0	
Total:	0	0	0	

Victim Race	Male	Female	Total	% of Total
White	0	0	0	
Black / African American	0	0	0	
Am Indian / Alaska Native	0	0	0	
Asian	0	0	0	
Hawaiian/Pac. Islander	0	0	0	
Unknown	0	0	0	
Total:	0	0	0	

Injuries	Victim Male	Victim Female	Total	% of Total
Minor	0	0	0	
Moderate	0	0	0	
No Visible	0	0	0	
Severe	0	0	0	

Medical Attention	Victim Male	Victim Female	Total	% of Total
1st Aid	0	0	0	
Hospital	0	0	0	
None	0	0	0	
Refused	0	0	0	

Other Conditions	Victim Male	Victim Female	Total	% of Total
Alcohol/Drug Use Suspected	0	0	0	
DV Card Given	0	0	0	
PO in Effect	0	0	0	
Arrested	0	0	0	
None	0	3	3	

Mitigating Circumstances for Primary Not Arrested	Male	Female	Total	% of Total
Aggressor undetermined	0	0	0	
Gone upon arrival	0	0	0	
No evidence of injury	0	0	0	
Not reported within 24 hours	0	0	0	
Other	0	0	0	
Unknown	0	0	0	
Total:	0	0	0	

Primary Aggressors	Male	Female	Total	% of Total
Arrested	0	0	0	
Not Arrested	0	0	0	
Total:	0	0	0	

Other Persons Involved	Male	Female	Total	% of Total
Arrested	0	0	0	

HENDERSON PD CY 2017

Day of Month	Totals	% of Total
1st	52	4.5%
2nd	36	3.1%
3rd	39	3.4%
4th	38	3.3%
5th	38	3.3%
6th	30	2.6%
7th	20	1.7%
8th	36	3.1%
9th	30	2.6%
10th	39	3.4%
11th	33	2.9%
12th	33	2.9%
13th	35	3.0%
14th	37	3.2%
15th	33	2.8%
16th	33	2.9%
17th	37	3.2%
18th	37	3.2%
19th	51	4.4%
20th	28	2.4%
21st	48	4.2%
22nd	43	3.7%
23rd	40	3.5%
24th	43	3.7%
25th	39	3.4%
26th	44	3.8%
27th	32	2.8%
28th	44	3.8%
29th	39	3.4%
30th	37	3.2%
31st	27	2.3%
Total:	1,150	

Time of Day	Totals	% of Total
0000-0259	235	10.7%
0300-0559	126	5.7%
0600-0859	156	7.1%
0900-1159	235	10.7%
1200-1459	257	11.7%
1500-1759	364	16.5%
1800-2059	421	19.1%
2100-2359	411	18.6%
Total:	2,205	

Weapon Used	Totals	% of Total
Blunt Object	56	22.1%
Handgun	4	1.6%
Hands/Fist/Feet	116	48.8%
Knife/Cutting Inst	6	2.4%
Other Firearm	3	1.2%
Other Weapon	15	5.9%
Unknown	53	20.9%
Total:	253	

Number of Children Present	Totals	% of Total
ages 0-3	234	15.9%
ages 4-6	144	9.8%
ages 7-9	117	7.9%
ages 10-12	172	11.7%
ages 13-15	254	17.2%
ages 16-18	314	21.3%
age unknown	238	16.2%
Total:	1,473	

Offender Age Range	Male	Female	Total	% of Total
Under 18	186	110	296	10.7%
18-24	302	183	485	17.5%
25-34	497	289	786	28.3%
35-44	389	175	564	20.3%
45-54	218	110	328	11.8%
55-64	125	68	193	6.9%
65 over	71	42	113	4.1%
Unknown	11	3	14	0.5%
Total:	1,799	980	2,779	
% of Total		64.7%	35.3%	

Offender Race	Male	Female	Total	% of Total
White	1,268	712	1,980	71.2%
Black / African American	432	219	651	23.4%
Am Indian / Alaska Native	5	3	8	0.3%
Asian	39	24	63	2.3%
Hawaiian/Pac. Islander	17	11	28	1.0%
Unknown	38	11	49	1.8%
Total:	1,799	980	2,779	
% of Total		64.7%	35.3%	

Injuries	Offender Male	Offender Female	Total	% of Total
Minor	0	0	0	0.0%
Moderate	0	0	0	0.0%
No Visible	0	0	0	0.0%
Severe	0	0	0	0.0%

Medical Attention	Offender Male	Offender Female	Total	% of Total
1st Aid	0	0	0	0.0%
Hospital	0	0	0	0.0%
None	0	0	0	0.0%
Refused	0	0	0	0.0%

Other Conditions	Offender Male	Offender Female	Total	% of Total
Alcohol/Drug Use Suspected	0	0	0	0.0%
DV Card Given	781	444	1,225	44.1%
PO in Effect	0	0	0	0.0%
Arrested	0	0	0	0.0%
None	0	0	0	0.0%

Victim Relationship to Offender	Totals	% of Total
Cohabitant	442	15.8%
Spouse	360	12.9%
Dating	336	12.0%
Child in Common	108	3.9%
Blood Relative	57	2.0%
Parent	922	33.0%
Child	210	7.5%
Former Spouse	27	1.0%
Former Dating	113	4.0%
Former Cohabitant	84	3.0%
Related by Marriage	62	2.2%

Victim Age Range	Male	Female	Total	% of Total
Under 18	87	89	176	6.3%
18-24	139	299	438	15.7%
25-34	222	545	767	27.5%
35-44	193	408	601	21.5%
45-54	146	248	394	14.1%
55-64	105	140	245	8.8%
65 over	77	87	164	5.9%
Unknown	2	6	8	0.3%
Total:	971	1,822	2,793	
% of Total		34.8%	65.2%	

Victim Race	Male	Female	Total	% of Total
White	751	1,388	2,139	76.6%
Black / African American	176	339	515	18.4%
Am Indian / Alaska Native	3	3	6	0.2%
Asian	18	50	68	2.4%
Hawaiian/Pac. Islander	8	14	22	0.8%
Unknown	15	28	43	1.5%
Total:	971	1,822	2,793	
% of Total		34.8%	65.2%	

Injuries	Victim Male	Victim Female	Total	% of Total
Minor	0	0	0	0.0%
Moderate	0	0	0	0.0%
No Visible	0	0	0	0.0%
Severe	0	0	0	0.0%

Medical Attention	Victim Male	Victim Female	Total	% of Total
1st Aid	0	0	0	0.0%
Hospital	0	0	0	0.0%
None	0	0	0	0.0%
Refused	0	0	0	0.0%

Other Conditions	Victim Male	Victim Female	Total	% of Total
Alcohol/Drug Use Suspected	0	0	0	0.0%
DV Card Given	437	960	1,397	50.0%
PO in Effect	0	0	0	0.0%
Arrested	0	0	0	0.0%
None	0	0	0	0.0%

Mitigating Circumstances for Primary Not Arrested	Male	Female	Total	% of Total
Aggressor undetermined	0	0	0	0.0%
Gone upon arrival	0	0	0	0.0%
No evidence of injury	0	0	0	0.0%
Not reported within 24 hours	0	0	0	0.0%
Other	0	0	0	0.0%
Unknown	0	0	0	0.0%
Total:	0	0	0	
% of Total		#DIV/0!	#DIV/0!	

Primary Aggressors	Male	Female	Total	% of Total
Arrested	919	557	1,476	100.0%
Not Arrested	0	0	0	0.0%
Total:	919	557	1,476	
% of Total		62.3%	37.7%	

Other Persons Involved	Male	Female	Total	% of Total
Arrested	0	0	0	0.0%

LAS VEGAS METRO CY 2017

Day of Month	Totals	% of Total
1st	727	3.3%
2nd	707	3.2%
3rd	680	3.2%
4th	759	3.5%
5th	750	3.4%
6th	680	3.1%
7th	1,059	4.9%
8th	695	3.2%
9th	719	3.3%
10th	658	3.0%
11th	687	3.2%
12th	734	3.4%
13th	709	3.3%
14th	688	3.2%
15th	682	3.1%
16th	667	3.1%
17th	725	3.3%
18th	699	3.2%
19th	687	3.2%
20th	681	3.1%
21st	678	3.1%
22nd	655	3.0%
23rd	718	3.3%
24th	753	3.5%
25th	739	3.4%
26th	717	3.3%
27th	697	3.2%
28th	669	3.1%
29th	715	3.3%
30th	686	3.1%
31st	374	1.7%
Total:	21,804	

Time of Day	Totals	% of Total
0000-0259	2,742	13.5%
0300-0559	1,598	7.8%
0600-0859	1,703	8.4%
0900-1159	2,300	11.3%
1200-1459	2,398	11.8%
1500-1759	2,809	13.8%
1800-2059	3,311	16.3%
2100-2359	3,512	17.2%
Total:	20,373	

Weapon Used	Totals	% of Total
Blunt Object	464	1.8%
Handgun	579	2.3%
Hands/Fist/Feet	22,553	88.6%
Knife/Cutting Inst	1,065	4.2%
Other Firearm	175	0.7%
Other Weapon	320	1.3%
Unknown	14	0.1%
Total:	25,170	

Number of Children Present	Totals	% of Total
ages 0-3	1,703	32.5%
ages 4-6	925	17.7%
ages 7-9	766	14.6%
ages 10-12	667	13.1%
ages 13-15	455	8.7%
ages 16-18	181	3.5%
age unknown	520	9.9%
Total:	5,237	

Offender Age Range	Male	Female	Total	% of Total
Under 18	782	507	1,289	6.1%
18-24	2,492	1,385	3,877	18.5%
25-34	4,995	2,182	7,177	34.2%
35-44	3,055	1,263	4,318	20.6%
45-54	1,821	771	2,592	12.4%
55-64	815	390	1,205	5.7%
65 over	286	83	369	1.8%
Unknown	104	47	151	0.7%
Total:	14,350	6,628	20,978	
				% of Total
				68.4%
				31.6%

Offender Race	Male	Female	Total	% of Total
White	7,591	3,637	11,228	53.5%
Black / African American	5,827	2,429	8,256	39.4%
Am Indian / Alaska Native	94	63	157	0.7%
Asian	486	374	860	4.1%
Hawaiian/Pac. Islander	0	0	0	0.0%
Unknown	352	125	477	2.3%
Total:	14,350	6,628	20,978	
				% of Total
				68.4%
				31.6%

Injuries	Offender Male	Offender Female	Total	% of Total
Minor	2,448	1,525	3,973	18.9%
Moderate	151	53	204	1.0%
No Visible	5,624	3,205	8,829	42.1%
Severe	46	9	55	0.3%

Medical Attention	Offender Male	Offender Female	Total	% of Total
1st Aid	428	283	711	3.4%
Hospital	334	173	507	2.4%
None	10,995	4,397	15,392	73.4%
Refused	2,487	1,741	4,228	20.2%

Other Conditions	Offender Male	Offender Female	Total	% of Total
Alcohol/Drug Use Suspected	11,536	5,433	16,969	80.9%
DV Card Given	6,140	3,434	9,574	45.8%
PO in Effect	172	44	216	1.0%
Arrested	0	0	0	0.0%
None	0	0	0	0.0%

Victim Relationship to Offender	Totals	% of Total
Cohabitant	13,383	57.1%
Spouse	1,158	4.9%
Dating	9,654	41.2%
Child in Common	4,850	20.7%
Blood Relative	4,120	17.6%
Parent	1,600	6.8%
Child	1,143	4.9%
Former Spouse	290	1.2%
Former Dating	2,364	10.1%
Former Cohabitant	1,616	6.9%
Related by Marriage	3,436	14.7%

Victim Age Range	Male	Female	Total	% of Total
Under 18	464	580	1,054	4.5%
18-24	1,204	3,287	4,491	19.2%
25-34	2,092	5,373	7,465	31.8%
35-44	1,470	3,296	4,766	20.3%
45-54	1,154	2,055	3,209	13.7%
55-64	728	933	1,661	7.1%
65 over	362	415	777	3.3%
Unknown	7	21	28	0.1%
Total:	7,481	15,970	23,451	
				% of Total
				31.9%
				68.1%

Victim Race	Male	Female	Total	% of Total
White	4,500	8,969	13,469	57.4%
Black / African American	2,381	5,651	8,032	34.3%
Am Indian / Alaska Native	51	104	155	0.7%
Asian	308	730	1,038	4.4%
Hawaiian/Pac. Islander	0	0	0	0.0%
Unknown	241	516	757	3.2%
Total:	7,481	15,970	23,451	
				% of Total
				31.9%
				68.1%

Injuries	Victim Male	Victim Female	Total	% of Total
Minor	3,680	7,776	11,456	48.9%
Moderate	282	593	875	3.7%
No Visible	2,905	6,980	9,885	42.2%
Severe	63	90	153	0.7%

Medical Attention	Victim Male	Victim Female	Total	% of Total
1st Aid	470	1,124	1,594	6.8%
Hospital	408	1,186	1,594	6.8%
None	3,122	5,942	9,064	38.7%
Refused	3,477	7,718	11,195	47.7%

Other Conditions	Victim Male	Victim Female	Total	% of Total
Alcohol/Drug Use Suspected	2,502	4,688	7,190	30.7%
DV Card Given	6,555	14,630	21,185	90.3%
PO in Effect	40	227	267	1.1%
Arrested	0	0	0	0.0%
None	0	0	0	0.0%

Mitigating Circumstances for Primary Not Arrested	Male	Female	Total	% of Total
Aggressor undetermined	338	215	553	4.4%
Gone upon arrival	1,348	378	1,726	13.7%
No evidence of injury	580	250	830	6.6%
Not reported within 24 hours	103	38	141	1.1%
Other	93	39	132	1.0%
Unknown	6,745	2,460	9,205	73.1%
Total:	9,207	3,380	12,587	
				% of Total
				73.1%
				26.9%

Primary Aggressors	Male	Female	Total	% of Total
Arrested	5,290	3,339	8,629	40.7%
Not Arrested	9,207	3,380	12,587	59.3%
Total:	14,497	6,719	21,216	
				% of Total
				68.3%
				31.7%

Other Persons Involved	Male	Female	Total
Arrested	0	0	0

LAS VEGAS FIRE & RESCUE CY 2017

Day of Month	Totals	% of Total
1st	0	
2nd	0	
3rd	0	
4th	0	
5th	0	
6th	0	
7th	0	
8th	0	
9th	0	
10th	0	
11th	0	
12th	0	
13th	0	
14th	0	
15th	0	
16th	0	
17th	0	
18th	0	
19th	0	
20th	0	
21st	0	
22nd	0	
23rd	0	
24th	0	
25th	0	
26th	0	
27th	0	
28th	0	
29th	0	
30th	0	
31st	0	
Total:	0	

Time of Day	Totals	% of Total
0000-0259	0	
0300-0559	0	
0600-0859	0	
0900-1159	0	
1200-1459	0	
1500-1759	0	
1800-2059	0	
2100-2359	0	
Total:	0	

Weapon Used	Totals	% of Total
Blunt Object	0	
Handgun	0	
Hands/Fist/Feet	0	
Knife/Cutting Inst	0	
Other Firearm	0	
Other Weapon	0	
Unknown	0	
Total:	0	

Number of Children Present	Totals	% of Total
ages 0-3	0	
ages 4-6	0	
ages 7-9	0	
ages 10-12	0	
ages 13-15	0	
ages 16-18	0	
age unknown	0	
Total:	0	

Offender Age Range	Male	Female	Total	% of Total
Under 18	0	0	0	
18-24	0	0	0	
25-34	0	0	0	
35-44	0	0	0	
45-54	0	0	0	
55-64	0	0	0	
65 over	0	0	0	
Unknown	0	0	0	
Total:	0	0	0	

Offender Race	Male	Female	Total	% of Total
White	0	0	0	
Black / African American	0	0	0	
Am Indian / Alaska Native	0	0	0	
Asian	0	0	0	
Hawaiian/Pac. Islander	0	0	0	
Unknown	0	0	0	
Total:	0	0	0	

Injuries	Offender Male	Offender Female	Total	% of Total
Minor	0	0	0	
Moderate	0	0	0	
No Visible	0	0	0	
Severe	0	0	0	

Medical Attention	Offender Male	Offender Female	Total	% of Total
1st Aid	0	0	0	
Hospital	0	0	0	
None	0	0	0	
Refused	0	0	0	

Other Conditions	Offender Male	Offender Female	Total	% of Total
Alcohol/Drug Use Suspected	0	0	0	
DV Card Given	0	0	0	
PO in Effect	0	0	0	
Arrested	0	0	0	
None	0	0	0	

Victim Relationship to Offender	Totals	% of Total
Cohabitant	0	
Spouse	0	
Dating	0	
Child in Common	0	
Blood Relative	0	
Parent	0	
Child	0	
Former Spouse	0	
Former Dating	0	
Former Cohabitant	0	
Related by Marriage	0	

Victim Age Range	Male	Female	Total	% of Total
Under 18	0	0	0	
18-24	0	0	0	
25-34	0	0	0	
35-44	0	0	0	
45-54	0	0	0	
55-64	0	0	0	
65 over	0	0	0	
Unknown	0	0	0	
Total:	0	0	0	

Victim Race	Male	Female	Total	% of Total
White	0	0	0	
Black / African American	0	0	0	
Am Indian / Alaska Native	0	0	0	
Asian	0	0	0	
Hawaiian/Pac. Islander	0	0	0	
Unknown	0	0	0	
Total:	0	0	0	

Injuries	Victim Male	Victim Female	Total	% of Total
Minor	0	0	0	
Moderate	0	0	0	
No Visible	0	0	0	
Severe	0	0	0	

Medical Attention	Victim Male	Victim Female	Total	% of Total
1st Aid	0	0	0	
Hospital	0	0	0	
None	0	0	0	
Refused	0	0	0	

Other Conditions	Victim Male	Victim Female	Total	% of Total
Alcohol/Drug Use Suspected	0	0	0	
DV Card Given	0	0	0	
PO in Effect	0	0	0	
Arrested	0	0	0	
None	0	0	0	

Mitigating Circumstances for Primary Not Arrested	Male	Female	Total	% of Total
Aggressor undetermined	0	0	0	
Gone upon arrival	0	0	0	
No evidence of injury	0	0	0	
Not reported within 24 hours	0	0	0	
Other	0	0	0	
Unknown	0	0	0	
Total:	0	0	0	

Primary Aggressors	Male	Female	Total	% of Total
Arrested	0	0	0	
Not Arrested	0	0	0	
Total:	0	0	0	

Other Persons Involved	Male	Female	Total	% of Total
Arrested	0	0	0	

MESQUITE PD CY 2017

Day of Month	Totals	% of Total
1st	2	2.0%
2nd	3	3.1%
3rd	4	4.1%
4th	3	3.1%
5th	5	5.1%
6th	3	3.1%
7th	3	3.1%
8th	2	2.0%
9th	0	0.0%
10th	1	1.0%
11th	2	2.0%
12th	3	3.1%
13th	1	1.0%
14th	3	3.1%
15th	3	3.1%
16th	5	5.1%
17th	1	1.0%
18th	3	3.1%
19th	5	5.1%
20th	1	1.0%
21st	5	5.1%
22nd	3	3.1%
23rd	5	5.1%
24th	3	3.1%
25th	3	3.1%
26th	3	3.1%
27th	3	3.1%
28th	0	0.0%
29th	5	5.1%
30th	15	15.3%
31st	0	0.0%
Total:	98	

Time of Day	Totals	% of Total
0000-0259	14	15.7%
0300-0559	6	6.7%
0600-0859	4	4.5%
0900-1159	4	4.5%
1200-1459	6	6.7%
1500-1759	11	12.4%
1800-2059	22	24.7%
2100-2359	22	24.7%
Total:	89	

Weapon Used	Totals	% of Total
Blunt Object	2	2.2%
Handgun	0	0.0%
Hands/Fist/Feet	81	91.0%
Knife/Cutting Inst	1	1.1%
Other Firearm	0	0.0%
Other Weapon	2	2.2%
Unknown	3	3.4%
Total:	89	

Number of Children Present	Totals	% of Total
ages 0-3	30	60.0%
ages 4-6	6	12.0%
ages 7-9	4	8.0%
ages 10-12	4	8.0%
ages 13-15	4	8.0%
ages 16-18	1	2.0%
age unknown	1	2.0%
Total:	50	

Offender Age Range	Male	Female	Total	% of Total
Under 18	0	2	2	2.1%
18-24	11	3	14	14.7%
25-34	24	8	32	33.7%
35-44	13	5	18	18.9%
45-54	7	6	13	13.7%
55-64	11	4	15	15.8%
65 over	1	0	1	1.1%
Unknown	0	0	0	0.0%
Total:	67	28	95	
% of Total		70.5%	29.5%	

Offender Race	Male	Female	Total	% of Total
White	59	25	84	89.4%
Black / African American	4	1	5	5.3%
Am Indian / Alaska Native	3	1	4	4.3%
Asian	0	0	0	0.0%
Hawaiian/Pac. Islander	0	0	0	0.0%
Unknown	0	1	1	1.1%
Total:	66	28	94	
% of Total		70.2%	29.8%	

Injuries	Offender Male	Offender Female	Total	% of Total
Minor	9	8	17	17.9%
Moderate	3	2	5	5.3%
No Visible	47	17	64	67.4%
Severe	1	0	1	1.1%

Medical Attention	Offender Male	Offender Female	Total	% of Total
1st Aid	0	1	1	1.1%
Hospital	3	6	9	9.5%
None	46	15	61	64.2%
Refused	12	6	18	18.9%

Other Conditions	Offender Male	Offender Female	Total	% of Total
Alcohol/Drug Use Suspected	34	22	56	59.9%
DV Card Given	4	6	10	10.5%
PO in Effect	0	0	0	0.0%
Arrested	51	21	72	75.8%
None	0	0	0	0.0%

Victim Relationship to Offender	Totals	% of Total
Cohabitant	16	16.5%
Spouse	21	21.6%
Dating	33	34.0%
Child in Common	10	10.3%
Blood Relative	8	8.2%
Parent	9	9.3%
Child	5	5.2%
Former Spouse	1	1.0%
Former Dating	4	4.1%
Former Cohabitant	1	1.0%
Related by Marriage	1	1.0%

Victim Age Range	Male	Female	Total	% of Total
Under 18	2	2	4	4.1%
18-24	2	17	19	19.6%
25-34	8	15	23	23.7%
35-44	7	16	23	23.7%
45-54	4	8	12	12.4%
55-64	5	6	11	11.3%
65 over	4	1	5	5.2%
Unknown	0	0	0	0.0%
Total:	32	65	97	
% of Total		33.0%	67.0%	

Victim Race	Male	Female	Total	% of Total
White	29	59	88	90.7%
Black / African American	2	2	4	4.1%
Am Indian / Alaska Native	0	4	4	4.1%
Asian	0	0	0	0.0%
Hawaiian/Pac. Islander	0	0	0	0.0%
Unknown	1	0	1	1.0%
Total:	32	65	97	
% of Total		33.0%	67.0%	

Injuries	Victim Male	Victim Female	Total	% of Total
Minor	13	38	51	52.6%
Moderate	6	2	8	8.2%
No Visible	12	21	33	34.0%
Severe	0	0	0	0.0%

Medical Attention	Victim Male	Victim Female	Total	% of Total
1st Aid	0	5	5	5.2%
Hospital	2	4	6	6.2%
None	15	29	44	45.4%
Refused	15	24	39	40.2%

Other Conditions	Victim Male	Victim Female	Total	% of Total
Alcohol/Drug Use Suspected	11	22	33	34.0%
DV Card Given	25	57	82	84.5%
PO in Effect	0	0	0	0.0%
Arrested	5	7	12	12.4%
None	0	0	0	0.0%

Mitigating Circumstances for Primary Not Arrested	Male	Female	Total	% of Total
Aggressor undetermined	0	0	0	0.0%
Gone upon arrival	6	1	7	7.8%
No evidence of injury	1	0	1	1.1%
Not reported within 24 hours	0	1	1	1.1%
Other	0	0	0	0.0%
Unknown	0	0	0	0.0%
Total:	7	2	9	
% of Total		77.8%	22.2%	

Primary Aggressors	Male	Female	Total	% of Total
Arrested	59	26	85	91.4%
Not Arrested	6	2	8	8.6%
Total:	65	28	93	
% of Total		69.9%	30.1%	

Other Persons Involved	Male	Female	Total
Arrested	0	0	0

NORTH LAS VEGAS ARSON UNIT CY 2017

Day of Month	Totals	% of Total
1st	0	
2nd	0	
3rd	0	
4th	0	
5th	0	
6th	0	
7th	0	
8th	0	
9th	0	
10th	0	
11th	0	
12th	0	
13th	0	
14th	0	
15th	0	
16th	0	
17th	0	
18th	0	
19th	0	
20th	0	
21st	0	
22nd	0	
23rd	0	
24th	0	
25th	0	
26th	0	
27th	0	
28th	0	
29th	0	
30th	0	
31st	0	
Total:	0	

Time of Day	Totals	% of Total
0000-0259	0	
0300-0559	0	
0600-0859	0	
0900-1159	0	
1200-1459	0	
1500-1759	0	
1800-2059	0	
2100-2359	0	
Total:	0	

Weapon Used	Totals	% of Total
Blunt Object	0	
Handgun	0	
Hands/Fist/Feet	0	
Knife/Cutting Inst	0	
Other Firearm	0	
Other Weapon	0	
Unknown	0	
Total:	0	

Number of Children Present	Totals	% of Total
ages 0-3	0	
ages 4-6	0	
ages 7-9	0	
ages 10-12	0	
ages 13-15	0	
ages 16-18	0	
age unknown	0	
Total:	0	

Offender Age Range	Male	Female	Total	% of Total
Under 18	0	0	0	
18-24	0	0	0	
25-34	0	0	0	
35-44	0	0	0	
45-54	0	0	0	
55-64	0	0	0	
65 over	0	0	0	
Unknown	0	0	0	
Total:	0	0	0	

Offender Race	Male	Female	Total	% of Total
White	0	0	0	
Black / African American	0	0	0	
Am Indian / Alaska Native	0	0	0	
Asian	0	0	0	
Hawaiian/Pac. Islander	0	0	0	
Unknown	0	0	0	
Total:	0	0	0	

Injuries	Offender Male	Offender Female	Total	% of Total
Minor	0	0	0	
Moderate	0	0	0	
No Visible	0	0	0	
Severe	0	0	0	

Medical Attention	Offender Male	Offender Female	Total	% of Total
1st Aid	0	0	0	
Hospital	0	0	0	
None	0	0	0	
Refused	0	0	0	

Other Conditions	Offender Male	Offender Female	Total	% of Total
Alcohol/Drug Use Suspected	0	0	0	
DV Card Given	0	0	0	
PO in Effect	0	0	0	
Arrested	0	0	0	
None	0	0	0	

Victim Relationship to Offender	Totals	% of Total
Cohabitant	0	
Spouse	0	
Dating	0	
Child in Common	0	
Blood Relative	0	
Parent	0	
Child	0	
Former Spouse	0	
Former Dating	0	
Former Cohabitant	0	
Related by Marriage	0	

Victim Age Range	Male	Female	Total	% of Total
Under 18	0	0	0	
18-24	0	0	0	
25-34	0	0	0	
35-44	0	0	0	
45-54	0	0	0	
55-64	0	0	0	
65 over	0	0	0	
Unknown	0	0	0	
Total:	0	0	0	

Victim Race	Male	Female	Total	% of Total
White	0	0	0	
Black / African American	0	0	0	
Am Indian / Alaska Native	0	0	0	
Asian	0	0	0	
Hawaiian/Pac. Islander	0	0	0	
Unknown	0	0	0	
Total:	0	0	0	

Injuries	Victim Male	Victim Female	Total	% of Total
Minor	0	0	0	
Moderate	0	0	0	
No Visible	0	0	0	
Severe	0	0	0	

Medical Attention	Victim Male	Victim Female	Total	% of Total
1st Aid	0	0	0	
Hospital	0	0	0	
None	0	0	0	
Refused	0	0	0	

Other Conditions	Victim Male	Victim Female	Total	% of Total
Alcohol/Drug Use Suspected	0	0	0	
DV Card Given	0	0	0	
PO in Effect	0	0	0	
Arrested	0	0	0	
None	0	0	0	

Mitigating Circumstances for Primary Not Arrested	Male	Female	Total	% of Total
Aggressor undetermined	0	0	0	
Gone upon arrival	0	0	0	
No evidence of injury	0	0	0	
Not reported within 24 hours	0	0	0	
Other	0	0	0	
Unknown	0	0	0	
Total:	0	0	0	

Primary Aggressors	Male	Female	Total	% of Total
Arrested	0	0	0	
Not Arrested	0	0	0	
Total:	0	0	0	

Other Persons Involved	Male	Female	Total	% of Total
Arrested	0	0	0	

NORTH LAS VEGAS PD CY 2017

Day of Month	Totals	% of Total
1st	49	3.0%
2nd	52	3.2%
3rd	44	2.7%
4th	65	4.0%
5th	48	2.9%
6th	50	3.1%
7th	55	3.4%
8th	49	3.0%
9th	49	3.0%
10th	51	3.1%
11th	35	2.1%
12th	55	3.4%
13th	43	2.6%
14th	46	2.8%
15th	52	3.2%
16th	55	3.4%
17th	50	3.1%
18th	46	2.8%
19th	55	3.4%
20th	44	2.7%
21st	40	2.4%
22nd	41	2.5%
23rd	40	2.4%
24th	46	2.8%
25th	56	3.4%
26th	44	2.7%
27th	45	2.7%
28th	48	2.9%
29th	57	3.5%
30th	55	3.4%
31st	172	10.5%
Total:	1,637	

Time of Day	Totals	% of Total
0000-0259	167	11.2%
0300-0559	103	6.9%
0600-0859	119	8.0%
0900-1159	167	11.2%
1200-1459	184	12.3%
1500-1759	232	15.5%
1800-2059	253	16.9%
2100-2359	268	18.0%
Total:	1,493	

Weapon Used	Totals	% of Total
Blunt Object	31	1.9%
Handgun	56	3.5%
Hands/Fist/Feet	685	42.6%
Knife/Cutting Inst	94	5.8%
Other Firearm	24	1.5%
Other Weapon	14	0.9%
Unknown	705	43.8%
Total:	1,609	

Number of Children Present	Totals	% of Total
ages 0-3	346	40.7%
ages 4-6	142	16.7%
ages 7-9	110	12.9%
ages 10-12	97	11.4%
ages 13-15	96	11.3%
ages 16-18	60	7.1%
age unknown	0	0.0%
Total:	851	

Offender Age Range	Male	Female	Total	% of Total
Under 18	83	84	167	10.7%
18-24	254	96	350	22.5%
25-34	345	146	491	31.5%
35-44	202	84	286	18.4%
45-54	122	48	170	10.9%
55-64	58	15	73	4.7%
65 over	11	3	14	0.9%
Unknown	4	3	7	0.4%
Total:	1,079	479	1,558	
				% of Total
				69.3%
				30.7%

Offender Race	Male	Female	Total	% of Total
White	481	222	703	45.1%
Black / African American	565	239	804	51.6%
Am Indian / Alaska Native	0	2	2	0.1%
Asian	14	5	19	1.2%
Hawaiian/Pac. Islander	6	3	9	0.6%
Unknown	13	8	21	1.3%
Total:	1,079	479	1,558	
				% of Total
				69.3%
				30.7%

Injuries	Offender Male	Offender Female	Total	% of Total
Minor	304	183	487	31.3%
Moderate	27	8	35	2.2%
No Visible	739	257	996	63.9%
Severe	3	18	21	1.3%

Medical Attention	Offender Male	Offender Female	Total	% of Total
1st Aid	35	32	67	4.3%
Hospital	36	21	57	3.7%
None	427	184	611	39.2%
Refused	419	212	631	40.5%

Other Conditions	Offender Male	Offender Female	Total	% of Total
Alcohol/Drug Use Suspected	332	128	460	29.5%
DV Card Given	2	85	87	5.6%
PO in Effect	14	5	19	1.2%
Arrested	508	309	817	52.4%
None	0	0	0	0.0%

Victim Relationship to Offender	Totals	% of Total
Cohabitant	63	3.9%
Spouse	168	10.4%
Dating	490	30.3%
Child in Common	122	7.5%
Blood Relative	203	12.5%
Parent	188	11.6%
Child	37	2.3%
Former Spouse	28	1.7%
Former Dating	62	3.8%
Former Cohabitant	14	0.9%
Related by Marriage	121	7.5%

Victim Age Range	Male	Female	Total	% of Total
Under 18	46	59	105	6.5%
18-24	82	245	327	20.2%
25-34	122	347	469	29.0%
35-44	99	250	349	21.6%
45-54	79	131	210	13.0%
55-64	49	65	114	7.0%
65 over	17	20	37	2.3%
Unknown	6	1	7	0.4%
Total:	500	1,118	1,618	
				% of Total
				30.9%
				69.1%

Victim Race	Male	Female	Total	% of Total
White	296	531	827	51.2%
Black / African American	180	547	727	45.0%
Am Indian / Alaska Native	1	2	3	0.2%
Asian	13	21	34	2.1%
Hawaiian/Pac. Islander	3	2	5	0.3%
Unknown	4	15	19	1.2%
Total:	497	1,118	1,615	
				% of Total
				30.8%
				69.2%

Injuries	Victim Male	Victim Female	Total	% of Total
Minor	328	708	1,036	64.0%
Moderate	18	57	75	4.6%
No Visible	141	339	480	29.7%
Severe	5	11	16	1.0%

Medical Attention	Victim Male	Victim Female	Total	% of Total
1st Aid	52	88	140	8.7%
Hospital	41	98	139	8.6%
None	80	211	291	18.0%
Refused	313	690	1,003	62.0%

Other Conditions	Victim Male	Victim Female	Total	% of Total
Alcohol/Drug Use Suspected	124	158	282	17.4%
DV Card Given	479	853	1,332	82.3%
PO in Effect	0	3	3	0.2%
Arrested	144	82	226	14.0%
None	0	0	0	0.0%

Mitigating Circumstances for Primary Not Arrested	Male	Female	Total	% of Total
Aggressor undetermined	14	12	26	3.4%
Gone upon arrival	374	81	455	59.4%
No evidence of injury	40	14	54	7.0%
Not reported within 24 hours	16	7	23	3.0%
Other	18	11	29	3.8%
Unknown	109	70	179	23.4%
Total:	571	195	766	
				% of Total
				74.5%
				25.5%

Primary Aggressors	Male	Female	Total	% of Total
Arrested	500	333	833	53.7%
Not Arrested	571	146	717	46.3%
Total:	1,071	479	1,550	
				% of Total
				68.1%
				30.9%

Other Persons Involved	Male	Female	Total
Arrested	0	0	0

UNLV PD CY 2017

Day of Month	Totals	% of Total
1st	0	0.0%
2nd	0	0.0%
3rd	0	0.0%
4th	0	0.0%
5th	0	0.0%
6th	0	0.0%
7th	0	0.0%
8th	0	0.0%
9th	1	50.0%
10th	0	0.0%
11th	1	50.0%
12th	0	0.0%
13th	0	0.0%
14th	0	0.0%
15th	0	0.0%
16th	0	0.0%
17th	0	0.0%
18th	0	0.0%
19th	0	0.0%
20th	0	0.0%
21st	0	0.0%
22nd	0	0.0%
23rd	0	0.0%
24th	0	0.0%
25th	0	0.0%
26th	0	0.0%
27th	0	0.0%
28th	0	0.0%
29th	0	0.0%
30th	0	0.0%
31st	0	0.0%
Total:	2	

Time of Day	Totals	% of Total
0000-0259	0	0.0%
0300-0559	1	50.0%
0600-0859	0	0.0%
0900-1159	1	50.0%
1200-1459	0	0.0%
1500-1759	0	0.0%
1800-2059	0	0.0%
2100-2359	0	0.0%
Total:	2	

Weapon Used	Totals	% of Total
Blunt Object	0	0.0%
Handgun	0	0.0%
Hands/Fist/Feet	2	100.0%
Knife/Cutting Inst	0	0.0%
Other Firearm	0	0.0%
Other Weapon	0	0.0%
Unknown	0	0.0%
Total:	2	

Number of Children Present	Totals	% of Total
ages 0-3	0	0.0%
ages 4-6	0	0.0%
ages 7-9	0	0.0%
ages 10-12	0	0.0%
ages 13-15	0	0.0%
ages 16-18	0	0.0%
age unknown	0	0.0%
Total:	0	

Offender Age Range	Male	Female	Total	% of Total
Under 18	0	0	0	0.0%
18-24	1	0	1	50.0%
25-34	1	0	1	50.0%
35-44	0	0	0	0.0%
45-54	0	0	0	0.0%
55-64	0	0	0	0.0%
65 over	0	0	0	0.0%
Unknown	0	0	0	0.0%
Total:	2	0	2	

Offender Race	Male	Female	Total	% of Total
White	0	0	0	0.0%
Black / African American	2	0	2	100.0%
Am Indian / Alaska Native	0	0	0	0.0%
Asian	0	0	0	0.0%
Hawaiian/Pac. Islander	0	0	0	0.0%
Unknown	0	0	0	0.0%
Total:	2	0	2	

Injuries	Offender Male	Offender Female	Total	% of Total
Minor	0	0	0	0.0%
Moderate	0	0	0	0.0%
No Visible	2	0	2	100.0%
Severe	0	0	0	0.0%

Medical Attention	Offender Male	Offender Female	Total	% of Total
1st Aid	0	0	0	0.0%
Hospital	0	0	0	0.0%
None	2	0	2	100.0%
Refused	0	0	0	0.0%

Other Conditions	Offender Male	Offender Female	Total	% of Total
Alcohol/Drug Use Suspected	0	0	0	0.0%
DV Card Given	0	0	0	0.0%
PO in Effect	0	0	0	0.0%
Arrested	0	0	0	0.0%
None	2	0	2	100.0%

Victim Relationship to Offender	Totals	% of Total
Cohabitant	1	50.0%
Spouse	0	0.0%
Dating	1	50.0%
Child in Common	0	0.0%
Blood Relative	0	0.0%
Parent	0	0.0%
Child	0	0.0%
Former Spouse	0	0.0%
Former Dating	0	0.0%
Former Cohabitant	0	0.0%
Related by Marriage	0	0.0%

Victim Age Range	Male	Female	Total	% of Total
Under 18	0	0	0	0.0%
18-24	0	2	2	100.0%
25-34	0	0	0	0.0%
35-44	0	0	0	0.0%
45-54	0	0	0	0.0%
55-64	0	0	0	0.0%
65 over	0	0	0	0.0%
Unknown	0	0	0	0.0%
Total:	0	2	2	

Victim Race	Male	Female	Total	% of Total
White	0	1	1	50.0%
Black / African American	0	1	1	50.0%
Am Indian / Alaska Native	0	0	0	0.0%
Asian	0	0	0	0.0%
Hawaiian/Pac. Islander	0	0	0	0.0%
Unknown	0	0	0	0.0%
Total:	0	2	2	

Injuries	Victim Male	Victim Female	Total	% of Total
Minor	0	1	1	50.0%
Moderate	0	0	0	0.0%
No Visible	0	1	1	50.0%
Severe	0	0	0	0.0%

Medical Attention	Victim Male	Victim Female	Total	% of Total
1st Aid	0	0	0	0.0%
Hospital	0	0	0	0.0%
None	0	1	1	50.0%
Refused	0	1	1	50.0%

Other Conditions	Victim Male	Victim Female	Total	% of Total
Alcohol/Drug Use Suspected	0	0	0	0.0%
DV Card Given	0	0	0	0.0%
PO in Effect	0	0	0	0.0%
Arrested	0	0	0	0.0%
None	0	2	2	100.0%

Mitigating Circumstances for Primary Not Arrested	Male	Female	Total	% of Total
Aggressor undetermined	1	0	1	50.0%
Gone upon arrival	0	0	0	0.0%
No evidence of injury	0	0	0	0.0%
Not reported within 24 hours	1	0	1	50.0%
Other	0	0	0	0.0%
Unknown	0	0	0	0.0%
Total:	2	0	2	

Primary Aggressors	Male	Female	Total	% of Total
Arrested	0	0	0	0.0%
Not Arrested	2	0	2	100.0%
Total:	2	0	2	

Other Persons Involved	Male	Female	Total	% of Total
Arrested	0	0	0	0.0%

DOUGLAS COUNTY SO CY 2017

Day of Month	Totals	% of Total
1st	7	3.1%
2nd	8	3.6%
3rd	10	4.5%
4th	6	2.7%
5th	4	1.8%
6th	10	4.5%
7th	9	4.0%
8th	5	2.2%
9th	7	3.1%
10th	8	3.6%
11th	10	4.5%
12th	7	3.1%
13th	4	1.8%
14th	11	4.9%
15th	6	2.7%
16th	11	4.9%
17th	7	3.1%
18th	12	5.4%
19th	12	5.4%
20th	2	0.9%
21st	7	3.1%
22nd	6	2.7%
23rd	5	2.2%
24th	4	1.8%
25th	9	4.0%
26th	10	4.5%
27th	7	3.1%
28th	7	3.1%
29th	2	0.9%
30th	7	3.1%
31st	4	1.8%
Total:	224	

Time of Day	Totals	% of Total
0000-0259	29	13.1%
0300-0559	16	7.2%
0600-0859	14	6.3%
0900-1159	11	5.0%
1200-1459	22	10.0%
1500-1759	24	10.9%
1800-2059	51	23.1%
2100-2359	54	24.4%
Total:	221	

Weapon Used	Totals	% of Total
Blunt Object	10	4.3%
Handgun	2	0.9%
Hands/Fist/Feet	204	88.3%
Knife/Cutting Inst	6	2.6%
Other Firearm	0	0.0%
Other Weapon	9	3.9%
Unknown	0	0.0%
Total:	231	

Number of Children Present	Totals	% of Total
ages 0-3	29	27.4%
ages 4-6	13	12.3%
ages 7-9	10	9.4%
ages 10-12	18	17.0%
ages 13-15	17	16.0%
ages 16-18	18	17.0%
age unknown	1	0.9%
Total:	106	

Offender Age Range	Male	Female	Total	% of Total
Under 18	13	14	27	11.3%
18-24	16	17	33	13.9%
25-34	45	18	63	26.5%
35-44	26	10	36	15.1%
45-54	30	13	43	18.1%
55-64	19	8	27	11.3%
65 over	6	3	9	3.8%
Unknown	0	0	0	0.0%
Total:	155	83	238	
				% of Total 34.9%

Offender Race	Male	Female	Total	% of Total
White	131	72	203	85.3%
Black / African American	5	3	8	3.4%
Am Indian / Alaska Native	1	0	1	0.4%
Asian	1	2	3	1.3%
Hawaiian/Pac. Islander	3	1	4	1.7%
Unknown	14	5	19	8.0%
Total:	155	83	238	
				% of Total 34.9%

Injuries	Offender Male	Offender Female	Total	% of Total
Minor	42	21	63	26.5%
Moderate	10	0	10	4.2%
No/Visible	93	56	149	62.6%
Severe	0	0	0	0.0%

Medical Attention	Offender Male	Offender Female	Total	% of Total
1st Aid	6	3	9	3.8%
Hospital	8	2	10	4.2%
None	90	50	140	58.8%
Refused	43	26	69	29.0%

Other Conditions	Offender Male	Offender Female	Total	% of Total
Alcohol/Drug Use Suspected	85	34	119	50.0%
DV Card Given	5	10	15	6.3%
PO in Effect	0	0	0	0.0%
Arrested	80	40	120	50.4%
None	74	39	113	47.5%

Victim Relationship to Offender	Totals	% of Total
Cohabitant	27	11.1%
Spouse	47	19.3%
Dating	70	28.8%
Child in Common	14	5.8%
Blood Relative	24	9.9%
Parent	27	11.1%
Child	6	2.5%
Former Spouse	3	0.8%
Former Dating	3	1.2%
Former Cohabitant	0	0.0%
Related by Marriage	4	1.6%

Victim Age Range	Male	Female	Total	% of Total
Under 18	6	7	13	5.3%
18-24	16	10	26	10.7%
25-34	26	40	66	27.2%
35-44	17	32	49	20.2%
45-54	13	31	44	18.1%
55-64	11	22	33	13.6%
65 over	5	7	12	4.9%
Unknown	0	0	0	0.0%
Total:	94	149	243	
				% of Total 61.3%

Victim Race	Male	Female	Total	% of Total
White	82	129	211	86.8%
Black / African American	4	3	7	2.8%
Am Indian / Alaska Native	1	2	3	1.2%
Asian	0	3	3	1.2%
Hawaiian/Pac. Islander	1	3	4	1.6%
Unknown	6	9	15	6.2%
Total:	94	149	243	
				% of Total 61.3%

Injuries	Victim Male	Victim Female	Total	% of Total
Minor	59	76	135	55.6%
Moderate	4	14	18	7.4%
No/Visible	29	53	82	33.7%
Severe	3	6	9	3.7%

Medical Attention	Victim Male	Victim Female	Total	% of Total
1st Aid	5	5	10	4.1%
Hospital	5	15	20	8.2%
None	40	43	83	34.2%
Refused	43	86	129	53.1%

Other Conditions	Victim Male	Victim Female	Total	% of Total
Alcohol/Drug Use Suspected	31	69	100	41.2%
DV Card Given	50	103	153	63.0%
PO in Effect	4	4	8	3.3%
Arrested	2	4	6	2.5%
None	87	145	232	95.5%

Mitigating Circumstances for Primary Not Arrested	Male	Female	Total	% of Total
Aggressor undetermined	24	17	41	36.0%
Gone upon arrival	20	4	24	21.1%
No evidence of injury	12	7	19	16.7%
Not reported within 24 hours	7	4	11	9.6%
Other	10	5	15	13.2%
Unknown	1	3	4	3.5%
Total:	74	40	114	
				% of Total 35.1%

Primary Aggressors	Male	Female	Total	% of Total
Arrested	81	44	125	52.3%
Not Arrested	74	40	114	47.7%
Total:	155	84	239	
				% of Total 35.1%

Other Persons Involved	Male	Female	Total
Arrested	0	0	0

CARLIN PD CY 2017

Day of Month	Totals	% of Total
1st	2	5.9%
2nd	1	2.9%
3rd	1	2.9%
4th	3	8.8%
5th	1	2.9%
6th	1	2.9%
7th	0	0.0%
8th	0	0.0%
9th	0	0.0%
10th	1	2.9%
11th	1	2.9%
12th	2	5.9%
13th	0	0.0%
14th	2	5.9%
15th	1	2.9%
16th	3	8.8%
17th	1	2.9%
18th	1	2.9%
19th	1	2.9%
20th	1	2.9%
21st	1	2.9%
22nd	2	5.9%
23rd	0	0.0%
24th	3	8.8%
25th	0	0.0%
26th	0	0.0%
27th	1	2.9%
28th	2	5.9%
29th	1	2.9%
30th	1	2.9%
31st	0	0.0%
Total:	34	

Time of Day	Totals	% of Total
0000-0259	2	5.9%
0300-0559	1	2.9%
0600-0859	4	11.8%
0900-1159	1	2.9%
1200-1459	4	11.8%
1500-1759	10	29.4%
1800-2059	6	17.6%
2100-2359	6	17.6%
Total:	34	

Weapon Used	Totals	% of Total
Blunt Object	4	12.1%
Handgun	1	3.0%
Hands/Fist/Feet	20	60.6%
Knife/Cutting Inst	0	0.0%
Other Firearm	0	0.0%
Other Weapon	1	3.0%
Unknown	7	21.2%
Total:	33	

Number of Children Present	Totals	% of Total
ages 0-3	4	20.0%
ages 4-6	4	20.0%
ages 7-9	7	35.0%
ages 10-12	2	10.0%
ages 13-15	0	0.0%
ages 16-18	0	0.0%
age unknown	3	15.0%
Total:	20	

Offender Age Range	Male	Female	Total	% of Total
Under 18	1	2	3	8.8%
18-24	4	3	7	20.6%
25-34	6	2	8	23.5%
35-44	5	2	7	20.6%
45-54	2	4	6	17.6%
55-64	5	0	5	14.7%
65 over	0	0	0	0.0%
Unknown	0	0	0	0.0%
Total:	23	11	34	
				% of Total 32.4%

Offender Race	Male	Female	Total	% of Total
White	22	11	33	97.1%
Black / African American	1	0	1	2.9%
Am Indian / Alaska Native	0	0	0	0.0%
Asian	0	0	0	0.0%
Hawaiian/Pac. Islander	0	0	0	0.0%
Unknown	0	0	0	0.0%
Total:	23	11	34	
				% of Total 32.4%

Injuries	Offender Male	Offender Female	Total	% of Total
Minor	2	3	5	14.7%
Moderate	0	0	0	0.0%
No Visible	20	7	27	79.4%
Severe	0	0	0	0.0%
Total:	22	10	32	

Medical Attention	Offender Male	Offender Female	Total	% of Total
1st Aid	0	0	0	0.0%
Hospital	2	1	3	8.8%
None	18	6	24	70.6%
Refused	2	3	5	14.7%
Total:	22	10	32	

Other Conditions	Offender Male	Offender Female	Total	% of Total
Alcohol/Drug Use Suspected	9	6	15	44.1%
DV Card Given	0	0	0	0.0%
PO in Effect	0	0	0	0.0%
Arrested	5	2	7	20.6%
None	4	1	5	14.7%
Total:	18	9	27	

Victim Relationship to Offender	Totals	% of Total
Cohabitant	11	32.4%
Spouse	13	38.2%
Dating	7	20.6%
Child in Common	1	2.9%
Blood Relative	0	0.0%
Parent	2	5.9%
Child	0	0.0%
Former Spouse	0	0.0%
Former Dating	0	0.0%
Former Cohabitant	0	0.0%
Related by Marriage	0	0.0%
Total:	34	

Victim Age Range	Male	Female	Total	% of Total
Under 18	1	0	1	2.9%
18-24	1	4	5	14.7%
25-34	4	10	14	41.2%
35-44	3	3	6	17.6%
45-54	1	3	4	11.8%
55-64	0	2	2	5.9%
65 over	2	0	2	5.9%
Unknown	0	0	0	0.0%
Total:	12	22	34	
				% of Total 64.7%

Victim Race	Male	Female	Total	% of Total
White	12	19	31	91.2%
Black / African American	0	1	1	2.9%
Am Indian / Alaska Native	0	0	0	0.0%
Asian	0	1	1	2.9%
Hawaiian/Pac. Islander	0	0	0	0.0%
Unknown	0	1	1	2.9%
Total:	12	22	34	
				% of Total 64.7%

Injuries	Victim Male	Victim Female	Total	% of Total
Minor	8	3	11	32.4%
Moderate	0	1	1	2.9%
No Visible	4	18	22	64.7%
Severe	0	0	0	0.0%
Total:	12	22	34	

Medical Attention	Victim Male	Victim Female	Total	% of Total
1st Aid	0	0	0	0.0%
Hospital	0	1	1	2.9%
None	6	16	22	64.7%
Refused	6	5	11	32.4%
Total:	12	22	34	

Other Conditions	Victim Male	Victim Female	Total	% of Total
Alcohol/Drug Use Suspected	6	13	19	55.9%
DV Card Given	0	0	0	0.0%
PO in Effect	0	0	0	0.0%
Arrested	0	0	0	0.0%
None	3	7	10	29.4%
Total:	6	20	26	

Mitigating Circumstances for Primary Not Arrested	Male	Female	Total	% of Total
Aggressor undetermined	2	3	5	33.3%
Gone upon arrival	1	0	1	6.7%
No evidence of injury	6	0	6	40.0%
Not reported within 24 hours	0	0	0	0.0%
Other	3	0	3	20.0%
Unknown	0	0	0	0.0%
Total:	12	3	15	
				% of Total 20.0%

Primary Aggressors	Male	Female	Total	% of Total
Arrested	11	8	19	55.9%
Not Arrested	12	3	15	44.1%
Total:	23	11	34	
				% of Total 32.4%

Other Persons Involved	Male	Female	Total
Arrested	0	0	0

ELKO COUNTY TOTAL CY 2017

Day of Month	Totals	% of Total
1st	19	4.9%
2nd	19	4.9%
3rd	8	2.1%
4th	15	3.9%
5th	13	3.4%
6th	15	3.9%
7th	10	2.6%
8th	11	2.9%
9th	13	3.4%
10th	9	2.3%
11th	9	2.3%
12th	14	3.6%
13th	6	1.6%
14th	12	3.1%
15th	19	4.9%
16th	11	2.9%
17th	16	4.2%
18th	13	3.4%
19th	17	4.4%
20th	8	2.1%
21st	13	3.4%
22nd	11	2.9%
23rd	16	4.2%
24th	14	3.6%
25th	8	2.1%
26th	11	2.9%
27th	9	2.3%
28th	9	2.3%
29th	15	3.9%
30th	15	3.9%
31st	6	1.6%
Total:	384	

Time of Day	Totals	% of Total
0000-0259	42	10.7%
0300-0559	25	6.4%
0600-0859	40	10.2%
0900-1159	32	8.2%
1200-1459	41	10.5%
1500-1759	65	16.8%
1800-2059	69	17.6%
2100-2359	78	19.9%
Total:	392	

Weapon Used	Totals	% of Total
Blunt Object	28	7.1%
Handgun	3	0.8%
Hands/Fist/Feet	332	84.7%
Knife/Cutting Inst	2	0.5%
Other Firearm	2	0.5%
Other Weapon	15	3.8%
Unknown	10	2.6%
Total:	392	

Number of Children Present	Totals	% of Total
ages 0-3	37	15.0%
ages 4-6	33	13.4%
ages 7-9	26	10.6%
ages 10-12	17	6.9%
ages 13-15	11	4.5%
ages 16-18	10	4.1%
age unknown	112	45.5%
Total:	246	

Offender Age Range	Male	Female	Total	% of Total
Under 18	14	14	28	6.8%
18-24	40	32	72	17.6%
25-34	110	38	148	36.1%
35-44	62	29	91	22.2%
45-54	28	16	44	10.7%
55-64	22	3	25	6.1%
65 over	0	1	1	0.2%
Unknown	1	0	1	0.2%
Total:	277	133	410	
				% of Total 32.4%

Offender Race	Male	Female	Total	% of Total
White	252	120	372	90.3%
Black / African American	6	3	9	2.2%
Am Indian / Alaska Native	12	9	21	5.1%
Asian	0	1	1	0.2%
Hawaiian/Pac. Islander	4	0	4	1.0%
Unknown	5	0	5	1.2%
Total:	279	133	412	
				% of Total 32.3%

Injuries	Offender Male	Offender Female	Total	% of Total
Minor	51	23	74	18.0%
Moderate	2	2	4	1.0%
No/Visible	156	90	246	60.0%
Severe	0	0	0	0.0%

Medical Attention	Offender Male	Offender Female	Total	% of Total
1st Aid	7	4	11	2.7%
Hospital	7	6	13	3.2%
None	173	81	254	62.0%
Refused	27	21	48	11.7%

Other Conditions	Offender Male	Offender Female	Total	% of Total
Alcohol/Drug Use Suspected	114	60	174	42.4%
DV Card Given	15	17	32	7.8%
PO in Effect	1	0	1	0.2%
Arrested	82	46	128	31.2%
None	31	11	42	10.2%

Victim Relationship to Offender	Totals	% of Total
Cohabitant	74	17.2%
Spouse	79	18.3%
Dating	138	32.0%
Child in Common	27	6.3%
Blood Relative	47	10.9%
Parent	28	6.5%
Child	17	3.9%
Former Spouse	10	2.3%
Former Dating	13	3.0%
Former Cohabitant	0	0.0%
Related by Marriage	16	3.7%

Victim Age Range	Male	Female	Total	% of Total
Under 18	22	9	31	7.2%
18-24	23	54	77	17.9%
25-34	56	97	153	35.5%
35-44	26	59	85	19.7%
45-54	19	33	52	12.1%
55-64	10	13	23	5.3%
65 over	6	3	9	2.1%
Unknown	1	0	1	0.2%
Total:	163	268	431	
				% of Total 62.2%

Victim Race	Male	Female	Total	% of Total
White	140	243	383	89.1%
Black / African American	3	2	5	1.2%
Am Indian / Alaska Native	11	14	25	5.8%
Asian	2	5	7	1.6%
Hawaiian/Pac. Islander	3	3	6	1.4%
Unknown	3	1	4	0.9%
Total:	162	268	430	
				% of Total 62.3%

Injuries	Victim Male	Victim Female	Total	% of Total
Minor	93	104	197	45.7%
Moderate	2	17	19	4.4%
No/Visible	55	116	171	39.7%
Severe	0	1	1	0.2%

Medical Attention	Victim Male	Victim Female	Total	% of Total
1st Aid	7	23	30	7.0%
Hospital	1	11	12	2.8%
None	92	101	193	44.8%
Refused	51	50	101	23.4%

Other Conditions	Victim Male	Victim Female	Total	% of Total
Alcohol/Drug Use Suspected	62	43	105	24.4%
DV Card Given	48	133	181	42.0%
PO in Effect	3	1	4	0.9%
Arrested	0	0	0	0.0%
None	19	23	42	9.7%

Mitigating Circumstances for Primary Not Arrested	Male	Female	Total	% of Total
Aggressor undetermined	57	34	91	36.7%
Gone upon arrival	50	7	57	23.0%
No evidence of injury	36	22	58	23.4%
Not reported within 24 hours	11	0	11	4.4%
Other	20	8	28	11.3%
Unknown	3	0	3	1.2%
Total:	177	71	248	
				% of Total 28.6%

Primary Aggressors	Male	Female	Total	% of Total
Arrested	103	61	164	39.9%
Not Arrested	176	71	247	60.1%
Total:	279	132	411	
				% of Total 32.1%

Other Persons Involved	Male	Female	Total
Arrested	0	0	0

ELKO PD CY 2017

Day of Month	Totals	% of Total
1st	11	6.0%
2nd	6	3.3%
3rd	6	3.3%
4th	9	4.9%
5th	8	4.4%
6th	9	4.9%
7th	3	1.6%
8th	6	3.3%
9th	3	1.6%
10th	6	3.3%
11th	5	2.7%
12th	5	2.7%
13th	5	2.7%
14th	5	2.7%
15th	3	1.6%
16th	3	1.6%
17th	6	3.3%
18th	9	4.9%
19th	8	4.4%
20th	4	2.2%
21st	4	2.2%
22nd	4	2.2%
23rd	9	4.9%
24th	7	3.8%
25th	4	2.2%
26th	6	3.3%
27th	6	3.3%
28th	6	3.3%
29th	6	3.3%
30th	6	3.3%
31st	4	2.2%
Total:	182	

Time of Day	Totals	% of Total
0000-0259	16	8.6%
0300-0559	10	5.4%
0600-0859	18	9.7%
0900-1159	15	8.1%
1200-1459	27	14.6%
1500-1759	34	18.4%
1800-2059	29	15.7%
2100-2359	36	19.5%
Total:	185	

Weapon Used	Totals	% of Total
Blunt Object	6	3.2%
Handgun	2	1.1%
Hands/Fist/Feet	166	88.7%
Knife/Cutting Inst	1	0.5%
Other Firearm	2	1.1%
Other Weapon	8	4.3%
Unknown	0	0.0%
Total:	185	

Number of Children Present	Totals	% of Total
ages 0-3	0	0.0%
ages 4-6	0	0.0%
ages 7-9	0	0.0%
ages 10-12	0	0.0%
ages 13-15	0	0.0%
ages 16-18	0	0.0%
age unknown	103	100.0%
Total:	103	

Offender Age Range	Male	Female	Total	% of Total
Under 18	7	4	11	5.9%
18-24	16	16	32	17.1%
25-34	57	16	73	39.0%
35-44	26	10	36	19.3%
45-54	14	6	20	10.7%
55-64	10	3	13	7.0%
65 over	0	1	1	0.5%
Unknown	1	0	1	0.5%
Total:	131	56	187	
% of Total		70.1%	29.9%	

Offender Race	Male	Female	Total	% of Total
White	122	48	170	90.9%
Black / African American	4	2	6	3.2%
Am Indian / Alaska Native	0	0	0	0.0%
Asian	0	0	0	0.0%
Hawaiian/Pac. Islander	0	0	0	0.0%
Unknown	1	0	1	0.5%
Total:	131	56	187	
% of Total		70.1%	29.9%	

Injuries	Offender Male	Offender Female	Total	% of Total
Minor	24	11	35	18.7%
Moderate	0	1	1	0.5%
No Visible	61	34	95	50.8%
Severe	0	0	0	0.0%

Medical Attention	Offender Male	Offender Female	Total	% of Total
1st Aid	4	3	7	3.7%
Hospital	1	1	2	1.1%
None	72	34	106	56.7%
Refused	9	4	13	7.0%

Other Conditions	Offender Male	Offender Female	Total	% of Total
Alcohol/Drug Use Suspected	56	23	79	42.2%
DV Card Given	2	7	9	4.8%
PO in Effect	1	0	1	0.5%
Arrested	37	20	57	30.5%
None	0	0	0	0.0%

Victim Relationship to Offender	Totals	% of Total
Cohabitant	18	9.4%
Spouse	34	17.8%
Dating	80	41.9%
Child in Common	0	0.0%
Blood Relative	18	9.4%
Parent	5	2.6%
Child	12	6.3%
Former Spouse	7	3.7%
Former Dating	8	4.2%
Former Cohabitant	0	0.0%
Related by Marriage	7	3.7%

Victim Age Range	Male	Female	Total	% of Total
Under 18	12	2	14	7.3%
18-24	8	29	37	19.4%
25-34	24	45	69	36.1%
35-44	8	20	28	14.7%
45-54	13	17	30	15.7%
55-64	2	6	8	4.2%
65 over	3	1	4	2.1%
Unknown	1	0	1	0.5%
Total:	71	120	191	
% of Total		37.2%	62.8%	

Victim Race	Male	Female	Total	% of Total
White	60	110	170	89.0%
Black / African American	3	1	4	2.1%
Am Indian / Alaska Native	7	8	15	7.8%
Asian	0	1	1	0.5%
Hawaiian/Pac. Islander	0	0	0	0.0%
Unknown	1	0	1	0.5%
Total:	71	120	191	
% of Total		37.2%	62.8%	

Injuries	Victim Male	Victim Female	Total	% of Total
Minor	43	56	99	51.8%
Moderate	1	5	6	3.1%
No Visible	20	41	61	31.9%
Severe	0	0	0	0.0%

Medical Attention	Victim Male	Victim Female	Total	% of Total
1st Aid	3	14	17	8.9%
Hospital	1	7	8	4.2%
None	43	60	103	53.9%
Refused	16	28	44	23.0%

Other Conditions	Victim Male	Victim Female	Total	% of Total
Alcohol/Drug Use Suspected	23	20	43	22.5%
DV Card Given	19	76	95	49.7%
PO in Effect	0	1	1	0.5%
Arrested	0	0	0	0.0%
None	0	0	0	0.0%

Mitigating Circumstances for Primary Not Arrested	Male	Female	Total	% of Total
Aggressor undetermined	26	14	40	32.5%
Gone upon arrival	29	4	33	26.8%
No evidence of injury	16	13	29	23.6%
Not reported within 24 hours	5	0	5	4.1%
Other	11	2	13	10.6%
Unknown	3	0	3	2.4%
Total:	90	33	123	
% of Total		73.2%	26.8%	

Primary Aggressors	Male	Female	Total	% of Total
Arrested	40	23	63	33.9%
Not Arrested	90	33	123	66.1%
Total:	130	56	186	
% of Total		69.9%	30.1%	

Other Persons Involved	Male	Female	Total
Arrested	0	0	0

ELKO COUNTY SO CY 2017

Day of Month	Totals	% of Total
1st	3	3.3%
2nd	8	8.9%
3rd	3	3.3%
4th	2	2.2%
5th	3	3.3%
6th	2	2.2%
7th	4	4.4%
8th	1	1.1%
9th	6	6.7%
10th	1	1.1%
11th	1	1.1%
12th	2	2.2%
13th	1	1.1%
14th	1	1.1%
15th	7	7.8%
16th	4	4.4%
17th	7	7.8%
18th	0	0.0%
19th	7	7.8%
20th	0	0.0%
21st	4	4.4%
22nd	3	3.3%
23rd	1	1.1%
24th	3	3.3%
25th	1	1.1%
26th	3	3.3%
27th	1	1.1%
28th	2	2.2%
29th	5	5.6%
30th	2	2.2%
31st	2	2.2%
Total:	90	

Time of Day	Totals	% of Total
0000-0259	8	8.9%
0300-0559	3	3.3%
0600-0859	11	12.2%
0900-1159	11	12.2%
1200-1459	7	7.8%
1500-1759	13	14.4%
1800-2059	22	24.4%
2100-2359	15	16.7%
Total:	90	

Weapon Used	Totals	% of Total
Blunt Object	14	15.6%
Handgun	0	0.0%
Hands/Fist/Feet	71	78.9%
Knife/Cutting Inst	1	1.1%
Other Firearm	0	0.0%
Other Weapon	4	4.4%
Unknown	0	0.0%
Total:	90	

Number of Children Present	Totals	% of Total
ages 0-3	27	25.5%
ages 4-6	25	23.6%
ages 7-9	18	17.0%
ages 10-12	14	13.2%
ages 13-15	11	10.4%
ages 16-18	9	8.5%
age unknown	2	1.9%
Total:	106	

Offender Age Range	Male	Female	Total	% of Total
Under 18	4	5	9	8.8%
18-24	11	5	16	15.7%
25-34	30	9	39	38.2%
35-44	16	10	26	25.5%
45-54	7	3	10	9.8%
55-64	2	0	2	2.0%
65 over	0	0	0	0.0%
Unknown	0	0	0	0.0%
Total:	70	32	102	

Offender Race	Male	Female	Total	% of Total
White	64	31	95	93.1%
Black / African American	1	0	1	1.0%
Am Indian / Alaska Native	2	1	3	2.9%
Asian	0	0	0	0.0%
Hawaiian/Pac. Islander	1	0	1	1.0%
Unknown	2	0	2	2.0%
Total:	70	32	102	

Injuries	Offender Male	Offender Female	Total	% of Total
Minor	12	4	16	15.7%
Moderate	2	1	3	2.9%
No/Visible	48	26	74	72.5%
Severe	0	0	0	0.0%

Medical Attention	Offender Male	Offender Female	Total	% of Total
1st Aid	1	1	2	2.0%
Hospital	4	3	7	6.9%
None	54	17	71	69.6%
Refused	8	10	18	17.6%

Other Conditions	Offender Male	Offender Female	Total	% of Total
Alcohol/Drug Use Suspected	26	11	37	36.3%
DV Card Given	9	8	17	16.7%
PO in Effect	0	0	0	0.0%
Arrested	31	11	42	41.2%
None	27	10	37	36.3%

Victim Relationship to Offender	Totals	% of Total
Cohabitant	18	15.7%
Spouse	21	18.3%
Dating	17	14.8%
Child in Common	11	9.6%
Blood Relative	15	13.0%
Parent	16	13.9%
Child	5	4.3%
Former Spouse	3	2.6%
Former Dating	3	2.6%
Former Cohabitant	0	0.0%
Related by Marriage	6	5.2%

Victim Age Range	Male	Female	Total	% of Total
Under 18	8	3	11	9.6%
18-24	6	12	18	15.7%
25-34	10	29	39	33.9%
35-44	6	18	24	20.9%
45-54	3	6	9	7.8%
55-64	6	5	11	9.6%
65 over	1	2	3	2.6%
Unknown	0	0	0	0.0%
Total:	40	75	115	

Victim Race	Male	Female	Total	% of Total
White	37	69	106	92.2%
Black / African American	0	0	0	0.0%
Am Indian / Alaska Native	0	2	2	1.7%
Asian	1	1	2	1.7%
Hawaiian/Pac. Islander	1	3	4	3.5%
Unknown	1	0	1	0.9%
Total:	40	75	115	

Injuries	Victim Male	Victim Female	Total	% of Total
Minor	21	29	50	43.5%
Moderate	1	7	8	7.0%
No/Visible	16	37	53	46.1%
Severe	0	1	1	0.9%

Medical Attention	Victim Male	Victim Female	Total	% of Total
1st Aid	2	9	11	9.6%
Hospital	0	4	4	3.5%
None	27	41	68	59.1%
Refused	11	22	33	28.7%

Other Conditions	Victim Male	Victim Female	Total	% of Total
Alcohol/Drug Use Suspected	11	23	34	29.6%
DV Card Given	13	57	70	60.9%
PO in Effect	0	0	0	0.0%
Arrested	0	0	0	0.0%
None	16	23	39	33.9%

Mitigating Circumstances for Primary Not Arrested	Male	Female	Total	% of Total
Aggressor undetermined	14	9	23	38.3%
Gone upon arrival	8	1	9	15.0%
No evidence of injury	11	8	19	31.7%
Not reported within 24 hours	3	0	3	5.0%
Other	4	2	6	10.0%
Unknown	0	0	0	0.0%
Total:	40	20	60	

Primary Aggressors	Male	Female	Total	% of Total
Arrested	31	11	42	41.2%
Not Arrested	40	20	60	58.8%
Total:	71	31	102	

Other Persons Involved	Male	Female	Total	% of Total
Arrested	0	0	0	0.0%
Total:	0	0	0	

WEST WENDOVER PD CY 2017

Day of Month	Totals	% of Total
1st	3	3.8%
2nd	4	5.1%
3rd	1	1.3%
4th	1	1.3%
5th	1	1.3%
6th	3	3.8%
7th	3	3.8%
8th	4	5.1%
9th	4	5.1%
10th	1	1.3%
11th	2	2.6%
12th	5	6.4%
13th	0	0.0%
14th	4	5.1%
15th	3	3.8%
16th	1	1.3%
17th	2	2.6%
18th	3	3.8%
19th	1	1.3%
20th	3	3.8%
21st	4	5.1%
22nd	2	2.6%
23rd	6	7.7%
24th	1	1.3%
25th	3	3.8%
26th	2	2.6%
27th	1	1.3%
28th	1	1.3%
29th	3	3.8%
30th	6	7.7%
31st	0	0.0%
Total:	78	

Time of Day	Totals	% of Total
0000-0259	16	19.3%
0300-0559	11	13.3%
0600-0859	7	8.4%
0900-1159	5	6.0%
1200-1459	3	3.6%
1500-1759	8	9.6%
1800-2059	12	14.5%
2100-2359	21	25.3%
Total:	83	

Weapon Used	Totals	% of Total
Blunt Object	4	4.8%
Handgun	0	0.0%
Hands/Fist/Feet	75	88.3%
Knife/Cutting Inst	0	0.0%
Other Firearm	0	0.0%
Other Weapon	2	2.4%
Unknown	3	3.6%
Total:	84	

Number of Children Present	Totals	% of Total
ages 0-3	6	35.3%
ages 4-6	4	23.5%
ages 7-9	1	5.9%
ages 10-12	1	5.9%
ages 13-15	0	0.0%
ages 16-18	1	5.9%
age unknown	4	23.5%
Total:	17	

Offender Age Range	Male	Female	Total	% of Total
Under 18	2	3	5	5.7%
18-24	9	8	17	19.5%
25-34	17	11	28	32.2%
35-44	15	7	22	25.3%
45-54	5	5	10	11.5%
55-64	5	0	5	5.7%
65 over	0	0	0	0.0%
Unknown	0	0	0	0.0%
Total:	53	34	87	
				% of Total 39.1%

Offender Race	Male	Female	Total	% of Total
White	44	30	74	83.1%
Black / African American	0	1	1	1.1%
Am Indian / Alaska Native	6	2	8	9.0%
Asian	0	1	1	1.1%
Hawaiian/Pac. Islander	3	0	3	3.4%
Unknown	2	0	2	2.2%
Total:	55	34	89	
				% of Total 38.2%

Injuries	Male	Female	Total	% of Total
Minor	13	5	18	20.7%
Moderate	0	0	0	0.0%
No Visible	27	23	50	57.5%
Severe	0	0	0	0.0%

Medical Attention	Male	Female	Total	% of Total
1st Aid	2	0	2	2.3%
Hospital	0	1	1	1.1%
None	29	24	53	60.9%
Refused	8	4	12	13.8%

Other Conditions	Male	Female	Total	% of Total
Alcohol/Drug Use Suspected	23	20	43	49.4%
DV Card Given	4	2	6	6.9%
PO in Effect	0	0	0	0.0%
Arrested	9	13	22	25.3%
None	0	0	0	0.0%

Victim Relationship to Offender	Totals	% of Total
Cohabitant	27	29.7%
Spouse	11	12.1%
Dating	34	37.4%
Child in Common	15	16.5%
Blood Relative	14	15.4%
Parent	5	5.5%
Child	0	0.0%
Former Spouse	0	0.0%
Former Dating	2	2.2%
Former Cohabitant	0	0.0%
Related by Marriage	3	3.3%

Victim Age Range	Male	Female	Total	% of Total
Under 18	1	4	5	5.5%
18-24	8	9	17	18.7%
25-34	18	13	31	34.1%
35-44	9	18	27	29.7%
45-54	2	7	9	9.8%
55-64	2	0	2	2.2%
65 over	0	0	0	0.0%
Unknown	0	0	0	0.0%
Total:	40	51	91	
				% of Total 56.0%

Victim Race	Male	Female	Total	% of Total
White	31	45	76	84.4%
Black / African American	0	0	0	0.0%
Am Indian / Alaska Native	4	4	8	8.8%
Asian	1	2	3	3.3%
Hawaiian/Pac. Islander	2	0	2	2.2%
Unknown	1	0	1	1.1%
Total:	39	51	90	
				% of Total 56.7%

Injuries	Male	Female	Total	% of Total
Minor	21	16	37	40.7%
Moderate	0	4	4	4.4%
No Visible	15	20	35	38.5%
Severe	0	0	0	0.0%

Medical Attention	Male	Female	Total	% of Total
1st Aid	2	4	6	6.6%
Hospital	0	2	2	2.2%
None	16	22	38	41.8%
Refused	18	13	31	34.1%

Other Conditions	Male	Female	Total	% of Total
Alcohol/Drug Use Suspected	22	13	35	38.5%
DV Card Given	16	26	42	46.2%
PO in Effect	3	0	3	3.3%
Arrested	0	0	0	0.0%
None	0	0	0	0.0%

Mitigating Circumstances for Primary Not Arrested	Male	Female	Total	% of Total
Aggressor undetermined	15	8	23	26.0%
Gone upon arrival	12	2	14	16.0%
No evidence of injury	3	1	4	4.8%
Not reported within 24 hours	3	0	3	3.6%
Other	2	4	6	7.2%
Unknown	0	0	0	0.0%
Total:	35	15	50	
				% of Total 30.0%

Primary Aggressors	Male	Female	Total	% of Total
Arrested	21	19	40	44.9%
Not Arrested	34	15	49	55.1%
Total:	55	34	89	
				% of Total 38.2%

Other Persons Involved	Male	Female	Total
Arrested	0	0	0

ESMERALDA COUNTY SO CY 2017

Day of Month	Totals	% of Total
1st	0	0.0%
2nd	0	0.0%
3rd	0	0.0%
4th	0	0.0%
5th	1	11.1%
6th	1	11.1%
7th	0	0.0%
8th	0	0.0%
9th	0	0.0%
10th	1	11.1%
11th	0	0.0%
12th	0	0.0%
13th	0	0.0%
14th	1	11.1%
15th	0	0.0%
16th	0	0.0%
17th	0	0.0%
18th	1	11.1%
19th	1	11.1%
20th	0	0.0%
21st	1	11.1%
22nd	0	0.0%
23rd	1	11.1%
24th	0	0.0%
25th	1	11.1%
26th	0	0.0%
27th	0	0.0%
28th	0	0.0%
29th	0	0.0%
30th	0	0.0%
31st	0	0.0%
Total:	9	

Time of Day	Totals	% of Total
0000-0259	1	11.1%
0300-0559	0	0.0%
0600-0859	1	11.1%
0900-1159	2	22.2%
1200-1459	1	11.1%
1500-1759	3	33.3%
1800-2059	1	11.1%
2100-2359	0	0.0%
Total:	9	

Weapon Used	Totals	% of Total
Blunt Object	0	0.0%
Handgun	0	0.0%
Hands/Fist/Feet	8	100.0%
Knife/Cutting Inst	0	0.0%
Other Firearm	0	0.0%
Other Weapon	0	0.0%
Unknown	0	0.0%
Total:	8	

Number of Children Present	Totals	% of Total
ages 0-3	0	0.0%
ages 4-6	1	16.7%
ages 7-9	2	33.3%
ages 10-12	1	16.7%
ages 13-15	2	33.3%
ages 16-18	0	0.0%
age unknown	0	0.0%
Total:	6	

Offender Age Range	Male	Female	Total	% of Total
Under 18	0	0	0	0.0%
18-24	0	1	1	12.5%
25-34	1	0	1	12.5%
35-44	4	0	4	50.0%
45-54	1	0	1	12.5%
55-64	1	0	1	12.5%
65 over	0	0	0	0.0%
Unknown	0	0	0	0.0%
Total:	7	1	8	
% of Total		87.5%	12.5%	

Offender Race	Male	Female	Total	% of Total
White	7	1	8	100.0%
Black / African American	0	0	0	0.0%
Am Indian / Alaska Native	0	0	0	0.0%
Asian	0	0	0	0.0%
Hawaiian/Pac. Islander	0	0	0	0.0%
Unknown	0	0	0	0.0%
Total:	7	1	8	
% of Total		87.5%	12.5%	

Injuries	Offender Male	Offender Female	Total	% of Total
Minor	0	0	0	0.0%
Moderate	0	0	0	0.0%
No Visible	7	1	8	100.0%
Severe	0	0	0	0.0%
Total:	7	1	8	
% of Total		87.5%	12.5%	

Medical Attention	Offender Male	Offender Female	Total	% of Total
1st Aid	0	0	0	0.0%
Hospital	0	0	0	0.0%
None	7	1	8	100.0%
Refused	0	0	0	0.0%
Total:	7	1	8	
% of Total		87.5%	12.5%	

Other Conditions	Offender Male	Offender Female	Total	% of Total
Alcohol/Drug Use Suspected	4	0	4	50.0%
DV Card Given	0	0	0	0.0%
PO in Effect	1	0	1	12.5%
Arrested	2	1	3	37.5%
None	1	0	1	12.5%
Total:	8	1	9	
% of Total		87.5%	12.5%	

Victim Relationship to Offender	Totals	% of Total
Cohabitant	0	0.0%
Spouse	3	30.0%
Dating	5	50.0%
Child in Common	0	0.0%
Blood Relative	1	10.0%
Parent	0	0.0%
Child	0	0.0%
Former Spouse	0	0.0%
Former Dating	0	0.0%
Former Cohabitant	0	0.0%
Related by Marriage	0	0.0%
Total:	9	

Victim Age Range	Male	Female	Total	% of Total
Under 18	0	0	0	0.0%
18-24	1	0	1	10.0%
25-34	0	5	5	50.0%
35-44	0	1	1	10.0%
45-54	0	1	1	10.0%
55-64	2	0	2	20.0%
65 over	0	0	0	0.0%
Unknown	0	0	0	0.0%
Total:	3	7	10	
% of Total		30.0%	70.0%	

Victim Race	Male	Female	Total	% of Total
White	3	7	10	100.0%
Black / African American	0	0	0	0.0%
Am Indian / Alaska Native	0	0	0	0.0%
Asian	0	0	0	0.0%
Hawaiian/Pac. Islander	0	0	0	0.0%
Unknown	0	0	0	0.0%
Total:	3	7	10	
% of Total		30.0%	70.0%	

Injuries	Victim Male	Victim Female	Total	% of Total
Minor	1	2	3	30.0%
Moderate	0	0	0	0.0%
No Visible	2	5	7	70.0%
Severe	0	0	0	0.0%
Total:	3	7	10	
% of Total		30.0%	70.0%	

Medical Attention	Victim Male	Victim Female	Total	% of Total
1st Aid	0	0	0	0.0%
Hospital	0	0	0	0.0%
None	3	7	10	100.0%
Refused	0	0	0	0.0%
Total:	3	7	10	
% of Total		30.0%	70.0%	

Other Conditions	Victim Male	Victim Female	Total	% of Total
Alcohol/Drug Use Suspected	0	0	0	0.0%
DV Card Given	2	5	7	70.0%
PO in Effect	0	2	2	20.0%
Arrested	0	0	0	0.0%
None	1	2	3	30.0%
Total:	2	7	9	
% of Total		66.7%	33.3%	

Mitigating Circumstances for Primary Not Arrested	Male	Female	Total	% of Total
Aggressor undetermined	0	0	0	0.0%
Gone upon arrival	0	0	0	0.0%
No evidence of injury	1	0	1	33.3%
Not reported within 24 hours	0	1	1	66.7%
Other	1	0	1	33.3%
Unknown	0	0	0	0.0%
Total:	2	1	3	
% of Total		66.7%	33.3%	

Primary Aggressors	Male	Female	Total	% of Total
Arrested	6	1	7	87.5%
Not Arrested	1	0	1	12.5%
Total:	7	1	8	
% of Total		87.5%	12.5%	

Other Persons Involved	Male	Female	Total	% of Total
Arrested	0	0	0	0.0%
Total:	0	0	0	

EUREKA COUNTY SO CY 2017

Day of Month	Totals	% of Total
1st	0	0.0%
2nd	0	0.0%
3rd	1	11.1%
4th	0	0.0%
5th	0	0.0%
6th	0	0.0%
7th	0	0.0%
8th	0	0.0%
9th	0	0.0%
10th	0	0.0%
11th	0	0.0%
12th	0	0.0%
13th	0	0.0%
14th	0	0.0%
15th	2	22.2%
16th	0	0.0%
17th	2	22.2%
18th	0	0.0%
19th	0	0.0%
20th	0	0.0%
21st	1	11.1%
22nd	0	0.0%
23rd	1	11.1%
24th	0	0.0%
25th	0	0.0%
26th	0	0.0%
27th	0	0.0%
28th	0	0.0%
29th	1	11.1%
30th	1	11.1%
31st	0	0.0%
Total:	9	

Time of Day	Totals	% of Total
0000-0259	2	20.0%
0300-0559	0	0.0%
0600-0859	0	0.0%
0900-1159	0	0.0%
1200-1459	2	20.0%
1500-1759	2	20.0%
1800-2059	2	20.0%
2100-2359	2	20.0%
Total:	10	

Weapon Used	Totals	% of Total
Blunt Object	0	0.0%
Handgun	0	0.0%
Hands/Fist/Feet	5	100.0%
Knife/Cutting Inst	0	0.0%
Other Firearm	0	0.0%
Other Weapon	0	0.0%
Unknown	0	0.0%
Total:	5	

Number of Children Present	Totals	% of Total
ages 0-3	0	0.0%
ages 4-6	2	15.4%
ages 7-9	4	30.8%
ages 10-12	0	0.0%
ages 13-15	1	7.7%
ages 16-18	1	7.7%
age unknown	5	38.5%
Total:	13	

Offender Age Range	Male	Female	Total	% of Total
Under 18	2	1	3	27.3%
18-24	0	0	0	0.0%
25-34	2	3	5	45.5%
35-44	2	1	3	27.3%
45-54	0	0	0	0.0%
55-64	0	0	0	0.0%
65 over	0	0	0	0.0%
Unknown	0	0	0	0.0%
Total:	6	5	11	
				% of Total
				54.5%
				45.5%

Offender Race	Male	Female	Total	% of Total
White	6	5	11	100.0%
Black / African American	0	0	0	0.0%
Am Indian / Alaska Native	0	0	0	0.0%
Asian	0	0	0	0.0%
Hawaiian/Pac. Islander	0	0	0	0.0%
Unknown	0	0	0	0.0%
Total:	6	5	11	
				% of Total
				54.5%
				45.5%

Injuries	Offender Male	Offender Female	Total	% of Total
Minor	1	4	5	45.5%
Moderate	0	0	0	0.0%
No Visible	2	0	2	18.2%
Severe	0	0	0	0.0%

Medical Attention	Offender Male	Offender Female	Total	% of Total
1st Aid	0	0	0	0.0%
Hospital	0	0	0	0.0%
None	3	0	3	27.3%
Refused	0	4	4	36.4%

Other Conditions	Offender Male	Offender Female	Total	% of Total
Alcohol/Drug Use Suspected	1	4	5	45.5%
DV Card Given	0	0	0	0.0%
PO in Effect	0	0	0	0.0%
Arrested	1	2	3	27.3%
None	1	0	1	8.1%

Victim Relationship to Offender	Totals	% of Total
Cohabitant	1	8.3%
Spouse	2	16.7%
Dating	1	8.3%
Child in Common	0	0.0%
Blood Relative	3	25.0%
Parent	2	16.7%
Child	1	8.3%
Former Spouse	0	0.0%
Former Dating	0	0.0%
Former Cohabitant	0	0.0%
Related by Marriage	1	8.3%

Victim Age Range	Male	Female	Total	% of Total
Under 18	1	0	1	8.3%
18-24	1	1	2	16.7%
25-34	1	4	5	41.7%
35-44	0	4	4	33.3%
45-54	0	0	0	0.0%
55-64	0	0	0	0.0%
65 over	0	0	0	0.0%
Unknown	0	0	0	0.0%
Total:	3	9	12	
				% of Total
				25.0%
				75.0%

Victim Race	Male	Female	Total	% of Total
White	2	9	11	100.0%
Black / African American	0	0	0	0.0%
Am Indian / Alaska Native	0	0	0	0.0%
Asian	0	0	0	0.0%
Hawaiian/Pac. Islander	0	0	0	0.0%
Unknown	0	0	0	0.0%
Total:	2	9	11	
				% of Total
				18.2%
				81.8%

Injuries	Victim Male	Victim Female	Total	% of Total
Minor	2	2	4	33.3%
Moderate	0	2	2	16.7%
No Visible	0	1	1	8.3%
Severe	0	0	0	0.0%

Medical Attention	Victim Male	Victim Female	Total	% of Total
1st Aid	0	0	0	0.0%
Hospital	0	1	1	8.3%
None	0	1	1	8.3%
Refused	2	3	5	41.7%

Other Conditions	Victim Male	Victim Female	Total	% of Total
Alcohol/Drug Use Suspected	2	2	4	33.3%
DV Card Given	0	1	1	8.3%
PO in Effect	0	0	0	0.0%
Arrested	0	0	0	0.0%
None	0	2	2	16.7%

Mitigating Circumstances for Primary Not Arrested	Male	Female	Total	% of Total
Aggressor undetermined	0	1	1	20.0%
Gone upon arrival	0	0	0	0.0%
No evidence of injury	1	1	2	40.0%
Not reported within 24 hours	0	0	0	0.0%
Other	1	1	2	40.0%
Unknown	0	0	0	0.0%
Total:	2	3	5	
				% of Total
				40.0%
				60.0%

Primary Aggressors	Male	Female	Total	% of Total
Arrested	2	2	4	50.0%
Not Arrested	2	2	4	50.0%
Total:	4	4	8	
				% of Total
				50.0%
				50.0%

Other Persons Involved	Male	Female	Total
Arrested	1	0	1

HUMBOLDT COUNTY TOTAL CY 2017

Day of Month	Totals	% of Total
1st	3	2.1%
2nd	2	1.4%
3rd	2	1.4%
4th	7	5.0%
5th	3	2.1%
6th	4	2.9%
7th	3	3.6%
8th	3	2.1%
9th	5	3.6%
10th	4	2.9%
11th	5	3.6%
12th	5	3.6%
13th	4	2.9%
14th	11	7.9%
15th	5	3.6%
16th	4	2.9%
17th	5	3.6%
18th	4	2.9%
19th	11	7.9%
20th	6	4.3%
21st	2	1.4%
22nd	6	4.3%
23rd	5	3.6%
24th	4	2.9%
25th	6	4.3%
26th	2	1.4%
27th	6	4.3%
28th	4	2.9%
29th	4	2.9%
30th	1	0.7%
31st	2	1.4%
Total:	140	

Time of Day	Totals	% of Total
0000-0259	9	6.6%
0300-0559	8	5.9%
0600-0859	8	5.9%
0900-1159	16	11.8%
1200-1459	18	13.2%
1500-1759	19	14.0%
1800-2059	35	25.7%
2100-2359	23	16.9%
Total:	136	

Weapon Used	Totals	% of Total
Blunt Object	11	7.7%
Handgun	0	0.0%
Hands/Fist/Feet	119	88.2%
Knife/Cutting Inst	1	0.7%
Other Firearm	2	1.4%
Other Weapon	7	4.9%
Unknown	3	2.1%
Total:	143	

Number of Children Present	Totals	% of Total
ages 0-3	27	31.4%
ages 4-6	13	15.1%
ages 7-9	10	11.6%
ages 10-12	8	9.3%
ages 13-15	9	10.5%
ages 16-18	5	5.8%
age unknown	14	16.3%
Total:	86	

Offender Age Range	Male	Female	Total	% of Total
Under 18	12	3	15	10.1%
18-24	16	8	24	16.2%
25-34	46	14	60	40.5%
35-44	18	3	21	14.2%
45-54	12	6	18	12.2%
55-64	9	0	9	6.1%
65 over	1	0	1	0.7%
Unknown	0	0	0	0.0%
Total:	114	34	148	
				% of Total 23.0%

Offender Race	Male	Female	Total	% of Total
White	100	29	129	87.2%
Black / African American	4	0	4	2.7%
Am Indian / Alaska Native	2	4	6	4.1%
Asian	0	0	0	0.0%
Hawaiian/Pac. Islander	1	0	1	0.7%
Unknown	7	1	8	5.4%
Total:	114	34	148	
				% of Total 23.0%

Injuries	Offender Male	Offender Female	Total	% of Total
Minor	26	9	35	23.6%
Moderate	1	0	1	0.7%
No/Visible	58	21	79	53.4%
Severe	0	1	1	0.7%

Medical Attention	Offender Male	Offender Female	Total	% of Total
1st Aid	6	0	6	4.1%
Hospital	2	1	3	2.0%
None	58	13	71	48.0%
Refused	19	15	34	23.0%

Other Conditions	Offender Male	Offender Female	Total	% of Total
Alcohol/Drug Use Suspected	36	13	49	33.1%
DV Card Given	1	5	6	4.1%
PO in Effect	1	1	2	1.4%
Arrested	57	19	76	51.4%
None	16	4	20	13.5%

Victim Relationship to Offender	Totals	% of Total
Cohabitant	30	19.7%
Spouse	30	19.7%
Dating	30	19.7%
Child in Common	16	10.5%
Blood Relative	9	5.9%
Parent	18	11.8%
Child	5	3.3%
Former Spouse	0	0.0%
Former Dating	1	0.7%
Former Cohabitant	0	0.0%
Related by Marriage	1	0.7%

Victim Age Range	Male	Female	Total	% of Total
Under 18	4	3	7	4.6%
18-24	6	18	24	15.8%
25-34	11	46	57	37.5%
35-44	4	24	28	18.4%
45-54	10	16	26	17.1%
55-64	3	4	7	4.6%
65 over	2	1	3	2.0%
Unknown	0	0	0	0.0%
Total:	40	112	152	
				% of Total 73.7%

Victim Race	Male	Female	Total	% of Total
White	36	101	137	89.5%
Black / African American	0	1	1	0.7%
Am Indian / Alaska Native	2	6	8	5.2%
Asian	0	0	0	0.0%
Hawaiian/Pac. Islander	0	1	1	0.7%
Unknown	3	3	6	3.9%
Total:	41	112	153	
				% of Total 73.2%

Injuries	Victim Male	Victim Female	Total	% of Total
Minor	22	52	74	48.7%
Moderate	1	9	10	6.6%
No/Visible	12	30	42	27.6%
Severe	1	1	2	1.3%

Medical Attention	Victim Male	Victim Female	Total	% of Total
1st Aid	1	5	6	3.9%
Hospital	5	5	10	6.6%
None	10	21	31	20.4%
Refused	20	62	82	53.9%

Other Conditions	Victim Male	Victim Female	Total	% of Total
Alcohol/Drug Use Suspected	8	27	35	23.0%
DV Card Given	20	69	89	58.6%
PO in Effect	1	1	2	1.3%
Arrested	2	1	3	2.0%
None	4	12	16	10.5%

Mitigating Circumstances for Primary Not Arrested	Male	Female	Total	% of Total
Aggressor undetermined	17	9	26	44.1%
Gone upon arrival	18	3	21	35.6%
No evidence of injury	4	2	6	10.2%
Not reported within 24 hours	3	2	5	8.5%
Other	1	0	1	1.7%
Unknown	0	0	0	0.0%
Total:	43	16	59	
				% of Total 27.1%

Primary Aggressors	Male	Female	Total	% of Total
Arrested	70	23	93	65.5%
Not Arrested	37	12	49	34.5%
Total:	107	35	142	
				% of Total 24.6%

Other Persons Involved	Male	Female	Total
Arrested	0	0	0

HUMBOLDT COUNTY SD PD CY 2017

Day of Month	Totals	% of Total
1st	0	
2nd	0	
3rd	0	
4th	0	
5th	0	
6th	0	
7th	0	
8th	0	
9th	0	
10th	0	
11th	0	
12th	0	
13th	0	
14th	0	
15th	0	
16th	0	
17th	0	
18th	0	
19th	0	
20th	0	
21st	0	
22nd	0	
23rd	0	
24th	0	
25th	0	
26th	0	
27th	0	
28th	0	
29th	0	
30th	0	
31st	0	
Total:	0	

Time of Day	Totals	% of Total
0000-0259	0	
0300-0559	0	
0600-0859	0	
0900-1159	0	
1200-1459	0	
1500-1759	0	
1800-2059	0	
2100-2359	0	
Total:	0	

Weapon Used	Totals	% of Total
Blunt Object	0	
Handgun	0	
Hands/Fist/Feet	0	
Knife/Cutting Inst	0	
Other Firearm	0	
Other Weapon	0	
Unknown	0	
Total:	0	

Number of Children Present	Totals	% of Total
ages 0-3	0	
ages 4-6	0	
ages 7-9	0	
ages 10-12	0	
ages 13-15	0	
ages 16-18	0	
age unknown	0	
Total:	0	

Offender Age Range	Male	Female	Total	% of Total
Under 18	0	0	0	
18-24	0	0	0	
25-34	0	0	0	
35-44	0	0	0	
45-54	0	0	0	
55-64	0	0	0	
65 over	0	0	0	
Unknown	0	0	0	
Total:	0	0	0	

Offender Race	Male	Female	Total	% of Total
White	0	0	0	
Black / African American	0	0	0	
Am Indian / Alaska Native	0	0	0	
Asian	0	0	0	
Hawaiian/Pac. Islander	0	0	0	
Unknown	0	0	0	
Total:	0	0	0	

Injuries	Offender Male	Offender Female	Total	% of Total
Minor	0	0	0	
Moderate	0	0	0	
No Visible	0	0	0	
Severe	0	0	0	

Medical Attention	Offender Male	Offender Female	Total	% of Total
1st Aid	0	0	0	
Hospital	0	0	0	
None	0	0	0	
Refused	0	0	0	

Other Conditions	Offender Male	Offender Female	Total	% of Total
Alcohol/Drug Use Suspected	0	0	0	
DV Card Given	0	0	0	
PO in Effect	0	0	0	
Arrested	0	0	0	
None	0	0	0	

Victim Relationship to Offender	Totals	% of Total
Cohabitant	0	
Spouse	0	
Dating	0	
Child in Common	0	
Blood Relative	0	
Parent	0	
Child	0	
Former Spouse	0	
Former Dating	0	
Former Cohabitant	0	
Related by Marriage	0	

Victim Age Range	Male	Female	Total	% of Total
Under 18	0	0	0	
18-24	0	0	0	
25-34	0	0	0	
35-44	0	0	0	
45-54	0	0	0	
55-64	0	0	0	
65 over	0	0	0	
Unknown	0	0	0	
Total:	0	0	0	

Victim Race	Male	Female	Total	% of Total
White	0	0	0	
Black / African American	0	0	0	
Am Indian / Alaska Native	0	0	0	
Asian	0	0	0	
Hawaiian/Pac. Islander	0	0	0	
Unknown	0	0	0	
Total:	0	0	0	

Injuries	Victim Male	Victim Female	Total	% of Total
Minor	0	0	0	
Moderate	0	0	0	
No Visible	0	0	0	
Severe	0	0	0	

Medical Attention	Victim Male	Victim Female	Total	% of Total
1st Aid	0	0	0	
Hospital	0	0	0	
None	0	0	0	
Refused	0	0	0	

Other Conditions	Victim Male	Victim Female	Total	% of Total
Alcohol/Drug Use Suspected	0	0	0	
DV Card Given	0	0	0	
PO in Effect	0	0	0	
Arrested	0	0	0	
None	0	0	0	

Mitigating Circumstances for Primary Not Arrested	Male	Female	Total	% of Total
Aggressor undetermined	0	0	0	
Gone upon arrival	0	0	0	
No evidence of injury	0	0	0	
Not reported within 24 hours	0	0	0	
Other	0	0	0	
Unknown	0	0	0	
Total:	0	0	0	

Primary Aggressors	Male	Female	Total	% of Total
Arrested	0	0	0	
Not Arrested	0	0	0	
Total:	0	0	0	

Other Persons Involved	Male	Female	Total	% of Total
Arrested	0	0	0	

HUMBOLDT COUNTY SO CY 2017

Day of Month	Totals	% of Total
1st	1	1.6%
2nd	2	3.2%
3rd	1	1.6%
4th	4	6.3%
5th	1	1.6%
6th	2	3.2%
7th	1	1.6%
8th	3	4.8%
9th	2	3.2%
10th	1	1.6%
11th	1	1.6%
12th	2	3.2%
13th	2	3.2%
14th	5	7.9%
15th	1	1.6%
16th	4	6.3%
17th	4	6.3%
18th	2	3.2%
19th	4	6.3%
20th	3	4.8%
21st	0	0.0%
22nd	2	3.2%
23rd	3	4.8%
24th	1	1.6%
25th	3	4.8%
26th	1	1.6%
27th	1	1.6%
28th	3	4.8%
29th	1	1.6%
30th	0	0.0%
31st	2	3.2%
Total:	63	

Time of Day	Totals	% of Total
0000-0259	3	4.8%
0300-0559	4	6.5%
0600-0859	3	4.8%
0900-1159	7	11.3%
1200-1459	6	9.7%
1500-1759	14	22.6%
1800-2059	14	22.6%
2100-2359	11	17.7%
Total:	62	

Weapon Used	Totals	% of Total
Blunt Object	1	1.5%
Handgun	0	0.0%
Hands/Fist/Feet	54	81.8%
Knife/Cutting Inst	1	1.5%
Other Firearm	2	3.0%
Other Weapon	6	9.1%
Unknown	2	3.0%
Total:	66	

Number of Children Present	Totals	% of Total
ages 0-3	11	25.0%
ages 4-6	4	9.1%
ages 7-9	6	13.6%
ages 10-12	6	13.6%
ages 13-15	7	15.9%
ages 16-18	3	6.8%
age unknown	7	15.9%
Total:	44	

Offender Age Range	Male	Female	Total	% of Total
Under 18	6	0	6	8.7%
18-24	8	3	11	15.9%
25-34	17	11	28	40.6%
35-44	8	0	8	11.6%
45-54	6	5	11	15.9%
55-64	4	0	4	5.8%
65 over	1	0	1	1.4%
Unknown	0	0	0	0.0%
Total:	50	19	69	
				% of Total
				72.5%
				27.5%

Offender Race	Male	Female	Total	% of Total
White	44	16	60	87.0%
Black / African American	1	0	1	1.4%
Am Indian / Alaska Native	1	2	3	4.3%
Asian	0	0	0	0.0%
Hawaiian/Pac. Islander	0	0	0	0.0%
Unknown	4	1	5	7.2%
Total:	50	19	69	
				% of Total
				72.5%
				27.5%

Injuries	Offender Male	Offender Female	Total	% of Total
Minor	11	5	16	23.2%
Moderate	0	0	0	0.0%
No Visible	27	13	40	58.0%
Severe	0	0	0	0.0%

Medical Attention	Offender Male	Offender Female	Total	% of Total
1st Aid	1	0	1	1.4%
Hospital	2	1	3	4.3%
None	25	6	31	44.9%
Refused	10	11	21	30.4%

Other Conditions	Offender Male	Offender Female	Total	% of Total
Alcohol/Drug Use Suspected	14	8	22	31.9%
DV Card Given	0	1	1	1.4%
PO in Effect	1	1	2	2.9%
Arrested	28	14	42	60.9%
None	2	0	2	2.9%

Victim Relationship to Offender	Totals	% of Total
Cohabitant	23	33.3%
Spouse	9	13.0%
Dating	11	15.9%
Child in Common	3	4.3%
Blood Relative	4	5.8%
Parent	7	10.1%
Child	4	5.8%
Former Spouse	0	0.0%
Former Dating	0	0.0%
Former Cohabitant	0	0.0%
Related by Marriage	0	0.0%

Victim Age Range	Male	Female	Total	% of Total
Under 18	3	2	5	7.2%
18-24	3	7	10	14.5%
25-34	8	20	28	40.6%
35-44	3	8	11	15.9%
45-54	5	7	12	17.4%
55-64	0	1	1	1.4%
65 over	2	0	2	2.9%
Unknown	0	0	0	0.0%
Total:	24	45	69	
				% of Total
				34.8%
				65.2%

Victim Race	Male	Female	Total	% of Total
White	21	42	63	91.3%
Black / African American	0	0	0	0.0%
Am Indian / Alaska Native	1	3	4	5.8%
Asian	0	0	0	0.0%
Hawaiian/Pac. Islander	0	0	0	0.0%
Unknown	2	0	2	2.9%
Total:	24	45	69	
				% of Total
				34.8%
				65.2%

Injuries	Victim Male	Victim Female	Total	% of Total
Minor	15	19	34	49.3%
Moderate	1	3	4	5.8%
No Visible	5	11	16	23.2%
Severe	0	1	1	1.4%

Medical Attention	Victim Male	Victim Female	Total	% of Total
1st Aid	1	2	3	4.3%
Hospital	3	3	6	8.7%
None	2	6	8	11.6%
Refused	15	23	38	55.1%

Other Conditions	Victim Male	Victim Female	Total	% of Total
Alcohol/Drug Use Suspected	3	13	16	23.2%
DV Card Given	11	24	35	50.7%
PO in Effect	1	1	2	2.9%
Arrested	2	1	3	4.3%
None	0	0	0	0.0%

Mitigating Circumstances for Primary Not Arrested	Male	Female	Total	% of Total
Aggressor undetermined	2	0	2	12.5%
Gone upon arrival	6	0	6	37.5%
No evidence of injury	1	2	3	18.8%
Not reported within 24 hours	3	2	5	31.3%
Other	0	0	0	0.0%
Unknown	0	0	0	0.0%
Total:	12	4	16	
				% of Total
				75.0%
				25.0%

Primary Aggressors	Male	Female	Total	% of Total
Arrested	36	15	51	85.0%
Not Arrested	6	3	9	15.0%
Total:	42	18	60	
				% of Total
				70.0%
				30.0%

Other Persons Involved	Male	Female	Total	% of Total
Arrested	0	0	0	0.0%

WINNEMUCCA PD CY 2017

Day of Month	Totals	% of Total
1st	2	2.6%
2nd	0	0.0%
3rd	1	1.3%
4th	3	3.9%
5th	2	2.6%
6th	2	2.6%
7th	4	5.2%
8th	0	0.0%
9th	3	3.9%
10th	3	3.9%
11th	4	5.2%
12th	3	3.9%
13th	2	2.6%
14th	6	7.8%
15th	4	5.2%
16th	0	0.0%
17th	1	1.3%
18th	2	2.6%
19th	7	9.1%
20th	3	3.9%
21st	2	2.6%
22nd	4	5.2%
23rd	2	2.6%
24th	3	3.9%
25th	3	3.9%
26th	1	1.3%
27th	5	6.5%
28th	1	1.3%
29th	3	3.9%
30th	1	1.3%
31st	0	0.0%
Total:	77	

Time of Day	Totals	% of Total
0000-0259	6	8.1%
0300-0559	4	5.4%
0600-0859	5	6.8%
0900-1159	9	12.2%
1200-1459	12	16.2%
1500-1759	5	6.8%
1800-2059	9	12.2%
2100-2359	12	16.2%
Total:	74	

Weapon Used	Totals	% of Total
Blunt Object	10	13.0%
Handgun	0	0.0%
Hands/Fist/Feet	65	84.4%
Knife/Cutting Inst	0	0.0%
Other Firearm	0	0.0%
Other Weapon	1	1.3%
Unknown	1	1.3%
Total:	77	

Number of Children Present	Totals	% of Total
ages 0-3	16	38.1%
ages 4-6	9	21.4%
ages 7-9	4	9.5%
ages 10-12	2	4.8%
ages 13-15	2	4.8%
ages 16-18	2	4.8%
age unknown	7	16.7%
Total:	42	

Offender Age Range	Male	Female	Total	% of Total
Under 18	6	3	9	11.4%
18-24	8	5	13	16.5%
25-34	29	3	32	40.5%
35-44	10	3	13	16.5%
45-54	6	1	7	8.9%
55-64	5	0	5	6.3%
65 over	0	0	0	0.0%
Unknown	0	0	0	0.0%
Total:	64	15	79	
				% of Total 19.0%

Offender Race	Male	Female	Total	% of Total
White	56	13	69	87.3%
Black / African American	3	0	3	3.8%
Am Indian / Alaska Native	1	2	3	3.8%
Asian	0	0	0	0.0%
Hawaiian/Pac. Islander	1	0	1	1.3%
Unknown	3	0	3	3.8%
Total:	64	15	79	
				% of Total 19.0%

Injuries	Offender Male	Offender Female	Total	% of Total
Minor	15	4	19	24.1%
Moderate	1	0	1	1.3%
No/Visible	31	8	39	49.4%
Severe	0	1	1	1.3%
Total:	47	13	60	

Medical Attention	Offender Male	Offender Female	Total	% of Total
1st Aid	5	0	5	6.3%
Hospital	0	0	0	0.0%
None	33	7	40	50.6%
Refused	9	4	13	16.5%
Total:	47	11	58	

Other Conditions	Offender Male	Offender Female	Total	% of Total
Alcohol/Drug Use Suspected	22	5	27	34.2%
DV Card Given	1	4	5	6.3%
PO in Effect	0	0	0	0.0%
Arrested	29	5	34	43.0%
None	14	4	18	22.8%
Total:	66	18	84	

Victim Relationship to Offender	Totals	% of Total
Cohabitant	7	8.4%
Spouse	21	25.3%
Dating	19	22.9%
Child in Common	13	15.7%
Blood Relative	5	6.0%
Parent	11	13.3%
Child	1	1.2%
Former Spouse	0	0.0%
Former Dating	1	1.2%
Former Cohabitant	0	0.0%
Related by Marriage	1	1.2%
Total:	83	

Victim Age Range	Male	Female	Total	% of Total
Under 18	1	1	2	2.4%
18-24	3	11	14	16.9%
25-34	3	26	29	34.9%
35-44	1	16	17	20.5%
45-54	3	9	14	16.9%
55-64	5	3	6	7.2%
65 over	0	1	1	1.2%
Unknown	0	0	0	0.0%
Total:	16	67	83	
				% of Total 80.7%

Victim Race	Male	Female	Total	% of Total
White	15	59	74	88.1%
Black / African American	0	1	1	1.2%
Am Indian / Alaska Native	1	3	4	4.8%
Asian	0	0	0	0.0%
Hawaiian/Pac. Islander	0	1	1	1.2%
Unknown	1	3	4	4.8%
Total:	17	67	84	
				% of Total 79.8%

Injuries	Victim Male	Victim Female	Total	% of Total
Minor	7	33	40	48.2%
Moderate	0	6	6	7.2%
No/Visible	7	19	26	31.3%
Severe	1	0	1	1.2%
Total:	15	58	73	

Medical Attention	Victim Male	Victim Female	Total	% of Total
1st Aid	0	3	3	3.6%
Hospital	2	2	4	4.8%
None	8	15	23	27.7%
Refused	5	39	44	53.0%
Total:	15	59	74	

Other Conditions	Victim Male	Victim Female	Total	% of Total
Alcohol/Drug Use Suspected	5	14	19	22.9%
DV Card Given	9	45	54	65.1%
PO in Effect	0	0	0	0.0%
Arrested	0	0	0	0.0%
None	4	12	16	19.3%
Total:	19	71	90	

Mitigating Circumstances for Primary Not Arrested	Male	Female	Total	% of Total
Aggressor undetermined	15	9	24	55.8%
Gone upon arrival	12	3	15	34.9%
No evidence of injury	3	0	3	7.0%
Not reported within 24 hours	0	0	0	0.0%
Other	1	0	1	2.3%
Unknown	0	0	0	0.0%
Total:	31	12	43	
				% of Total 27.9%

Primary Aggressors	Male	Female	Total	% of Total
Arrested	34	8	42	51.2%
Not Arrested	31	9	40	48.8%
Total:	65	17	82	
				% of Total 20.7%

Other Persons Involved	Male	Female	Total
Arrested	0	0	0

LANDER COUNTY SO CY 2017

Day of Month	Totals	% of Total
1st	2	3.8%
2nd	2	3.8%
3rd	2	3.8%
4th	1	1.9%
5th	2	3.8%
6th	1	1.9%
7th	0	0.0%
8th	1	1.9%
9th	1	1.9%
10th	0	0.0%
11th	3	5.7%
12th	3	5.7%
13th	0	0.0%
14th	1	1.9%
15th	4	7.5%
16th	1	1.9%
17th	2	3.8%
18th	0	0.0%
19th	0	0.0%
20th	2	3.8%
21st	0	0.0%
22nd	3	5.7%
23rd	2	3.8%
24th	3	5.7%
25th	4	7.5%
26th	1	1.9%
27th	4	7.5%
28th	3	5.7%
29th	2	3.8%
30th	3	5.7%
31st	0	0.0%
Total:	53	

Time of Day	Totals	% of Total
0000-0259	6	11.3%
0300-0559	3	5.7%
0600-0859	4	7.5%
0900-1159	6	11.3%
1200-1459	7	13.2%
1500-1759	12	22.6%
1800-2059	12	22.6%
2100-2359	3	5.7%
Total:	53	

Weapon Used	Totals	% of Total
Blunt Object	7	12.1%
Handgun	1	1.7%
Hands/Fist/Feet	45	77.6%
Knife/Cutting Inst	2	3.4%
Other Firearm	0	0.0%
Other Weapon	1	1.7%
Unknown	2	3.4%
Total:	58	

Number of Children Present	Totals	% of Total
ages 0-3	17	40.5%
ages 4-6	10	23.8%
ages 7-9	7	16.7%
ages 10-12	6	14.3%
ages 13-15	0	0.0%
ages 16-18	1	2.4%
age unknown	1	2.4%
Total:	42	

Offender Age Range	Male	Female	Total	% of Total
Under 18	6	1	7	12.1%
18-24	2	3	5	8.6%
25-34	20	3	23	39.7%
35-44	8	1	9	15.5%
45-54	7	5	12	20.7%
55-64	2	0	2	3.4%
65 over	0	0	0	0.0%
Unknown	0	0	0	0.0%
Total:	45	13	58	
				% of Total
				77.6%
				22.4%

Offender Race	Male	Female	Total	% of Total
White	38	11	49	84.5%
Black / African American	0	0	0	0.0%
Am Indian / Alaska Native	7	2	9	15.5%
Asian	0	0	0	0.0%
Hawaiian/Pac. Islander	0	0	0	0.0%
Unknown	0	0	0	0.0%
Total:	45	13	58	
				% of Total
				77.6%
				22.4%

Injuries	Offender Male	Offender Female	Total	% of Total
Minor	5	3	8	13.8%
Moderate	0	1	1	1.7%
No Visible	40	9	49	84.5%
Severe	0	0	0	0.0%

Medical Attention	Offender Male	Offender Female	Total	% of Total
1st Aid	0	0	0	0.0%
Hospital	2	2	4	6.9%
None	41	7	48	82.8%
Refused	2	4	6	10.3%

Other Conditions	Offender Male	Offender Female	Total	% of Total
Alcohol/Drug Use Suspected	9	2	11	19.0%
DV Card Given	0	0	0	0.0%
PO in Effect	0	0	0	0.0%
Arrested	23	7	30	51.7%
None	21	5	26	44.8%

Victim Relationship to Offender	Totals	% of Total
Cohabitant	12	20.0%
Spouse	17	28.3%
Dating	8	13.3%
Child in Common	3	5.0%
Blood Relative	7	11.7%
Parent	8	13.3%
Child	0	0.0%
Former Spouse	0	0.0%
Former Dating	3	5.0%
Former Cohabitant	0	0.0%
Related by Marriage	0	0.0%

Victim Age Range	Male	Female	Total	% of Total
Under 18	2	2	4	6.7%
18-24	0	8	8	13.3%
25-34	5	16	21	35.0%
35-44	3	13	16	26.7%
45-54	4	3	7	11.7%
55-64	2	1	3	5.0%
65 over	0	1	1	1.7%
Unknown	0	0	0	0.0%
Total:	16	44	60	
				% of Total
				26.7%
				73.3%

Victim Race	Male	Female	Total	% of Total
White	15	35	50	83.3%
Black / African American	0	0	0	0.0%
Am Indian / Alaska Native	1	8	9	15.0%
Asian	0	1	1	1.7%
Hawaiian/Pac. Islander	0	0	0	0.0%
Unknown	0	0	0	0.0%
Total:	16	44	60	
				% of Total
				26.7%
				73.3%

Injuries	Victim Male	Victim Female	Total	% of Total
Minor	8	20	28	46.7%
Moderate	1	2	3	5.0%
No Visible	7	21	28	46.7%
Severe	0	1	1	1.7%

Medical Attention	Victim Male	Victim Female	Total	% of Total
1st Aid	1	2	3	5.0%
Hospital	0	3	3	5.0%
None	8	24	32	53.3%
Refused	7	18	25	41.7%

Other Conditions	Victim Male	Victim Female	Total	% of Total
Alcohol/Drug Use Suspected	0	1	1	1.7%
DV Card Given	14	33	47	78.3%
PO in Effect	0	1	1	1.7%
Arrested	0	0	0	0.0%
None	2	10	12	20.0%

Mitigating Circumstances for Primary Not Arrested	Male	Female	Total	% of Total
Aggressor undetermined	3	1	4	14.3%
Gone upon arrival	12	1	13	46.4%
No evidence of injury	3	1	4	14.3%
Not reported within 24 hours	2	0	2	7.1%
Other	3	1	4	14.3%
Unknown	0	1	1	3.6%
Total:	23	5	28	
				% of Total
				82.1%
				17.9%

Primary Aggressors	Male	Female	Total	% of Total
Arrested	22	8	30	51.7%
Not Arrested	23	5	28	48.3%
Total:	45	13	58	
				% of Total
				77.6%
				22.4%

Other Persons Involved	Male	Female	Total
Arrested	0	0	0

LINCOLN COUNTY SO CY 2017

Day of Month	Totals	% of Total
1st	0	0.0%
2nd	2	15.4%
3rd	1	7.7%
4th	1	7.7%
5th	0	0.0%
6th	1	7.7%
7th	0	0.0%
8th	1	7.7%
9th	0	0.0%
10th	0	0.0%
11th	0	0.0%
12th	0	0.0%
13th	0	0.0%
14th	1	7.7%
15th	2	15.4%
16th	0	0.0%
17th	0	0.0%
18th	0	0.0%
19th	0	0.0%
20th	0	0.0%
21st	0	0.0%
22nd	1	7.7%
23rd	0	0.0%
24th	0	0.0%
25th	1	7.7%
26th	1	7.7%
27th	0	0.0%
28th	0	0.0%
29th	1	7.7%
30th	1	7.7%
31st	0	0.0%
Total:	13	

Time of Day	Totals	% of Total
0000-0259	2	16.7%
0300-0559	1	8.3%
0600-0859	0	0.0%
0900-1159	2	16.7%
1200-1459	1	8.3%
1500-1759	3	25.0%
1800-2059	1	8.3%
2100-2359	2	16.7%
Total:	12	

Weapon Used	Totals	% of Total
Blunt Object	0	0.0%
Handgun	0	0.0%
Hands/Fist/Feet	9	75.0%
Knife/Cutting Inst	2	16.7%
Other Firearm	0	0.0%
Other Weapon	1	8.3%
Unknown	0	0.0%
Total:	12	

Number of Children Present	Totals	% of Total
ages 0-3	2	20.0%
ages 4-6	2	20.0%
ages 7-9	2	20.0%
ages 10-12	2	20.0%
ages 13-15	1	10.0%
ages 16-18	1	10.0%
age unknown	0	0.0%
Total:	10	

Offender Age Range	Male	Female	Total	% of Total
Under 18	1	1	2	16.7%
18-24	0	1	1	8.3%
25-34	1	2	3	25.0%
35-44	3	0	3	25.0%
45-54	1	0	1	8.3%
55-64	0	1	1	8.3%
65 over	0	0	0	0.0%
Unknown	2	0	2	16.7%
Total:	8	4	12	
				% of Total 33.3%

Offender Race	Male	Female	Total	% of Total
White	7	4	11	91.7%
Black / African American	0	0	0	0.0%
Am Indian / Alaska Native	0	0	0	0.0%
Asian	0	0	0	0.0%
Hawaiian/Pac. Islander	0	0	0	0.0%
Unknown	1	0	1	8.3%
Total:	8	4	12	
				% of Total 33.3%

Injuries	Offender Male	Offender Female	Total	% of Total
Minor	1	1	2	16.7%
Moderate	1	1	2	16.7%
No Visible	6	2	8	66.7%
Severe	0	0	0	0.0%

Medical Attention	Offender Male	Offender Female	Total	% of Total
1st Aid	0	0	0	0.0%
Hospital	0	0	0	0.0%
None	8	3	11	91.7%
Refused	0	1	1	8.3%

Other Conditions	Offender Male	Offender Female	Total	% of Total
Alcohol/Drug Use Suspected	0	1	1	8.3%
DV Card Given	0	0	0	0.0%
PO in Effect	0	0	0	0.0%
Arrested	2	0	2	16.7%
None	6	2	8	66.7%

Victim Relationship to Offender	Totals	% of Total
Cohabitant	3	25.0%
Spouse	2	16.7%
Dating	2	16.7%
Child in Common	0	0.0%
Blood Relative	1	8.3%
Parent	3	25.0%
Child	0	0.0%
Former Spouse	0	0.0%
Former Dating	1	8.3%
Former Cohabitant	0	0.0%
Related by Marriage	0	0.0%

Victim Age Range	Male	Female	Total	% of Total
Under 18	0	1	1	8.3%
18-24	0	0	0	0.0%
25-34	1	2	3	25.0%
35-44	1	0	1	8.3%
45-54	0	4	4	33.3%
55-64	0	1	1	8.3%
65 over	0	1	1	8.3%
Unknown	0	1	1	8.3%
Total:	2	10	12	
				% of Total 83.3%

Victim Race	Male	Female	Total	% of Total
White	2	9	11	91.7%
Black / African American	0	0	0	0.0%
Am Indian / Alaska Native	0	0	0	0.0%
Asian	0	0	0	0.0%
Hawaiian/Pac. Islander	0	0	0	0.0%
Unknown	0	1	1	8.3%
Total:	2	10	12	
				% of Total 83.3%

Injuries	Victim Male	Victim Female	Total	% of Total
Minor	1	8	9	75.0%
Moderate	1	0	1	8.3%
No Visible	0	1	1	8.3%
Severe	0	0	0	0.0%

Medical Attention	Victim Male	Victim Female	Total	% of Total
1st Aid	0	1	1	8.3%
Hospital	0	0	0	0.0%
None	2	8	10	83.3%
Refused	0	1	1	8.3%

Other Conditions	Victim Male	Victim Female	Total	% of Total
Alcohol/Drug Use Suspected	0	2	2	16.7%
DV Card Given	0	2	2	16.7%
PO in Effect	0	0	0	0.0%
Arrested	0	0	0	0.0%
None	2	6	8	66.7%

Mitigating Circumstances for Primary Not Arrested	Male	Female	Total	% of Total
Aggressor undetermined	0	0	0	0.0%
Gone upon arrival	1	0	1	10.0%
No evidence of injury	1	0	1	10.0%
Not reported within 24 hours	0	0	0	0.0%
Other	2	2	4	40.0%
Unknown	2	2	4	40.0%
Total:	6	4	10	
				% of Total 40.0%

Primary Aggressors	Male	Female	Total	% of Total
Arrested	3	2	5	55.6%
Not Arrested	2	2	4	44.4%
Total:	5	4	9	
				% of Total 44.4%

Other Persons Involved	Male	Female	Total
Arrested	0	0	0

LYON COUNTY TOTAL CY 2017

Day of Month	Totals	% of Total
1st	5	1.6%
2nd	8	2.6%
3rd	10	3.2%
4th	13	4.2%
5th	7	2.2%
6th	16	5.1%
7th	9	2.9%
8th	10	3.2%
9th	7	2.2%
10th	11	3.5%
11th	14	4.5%
12th	9	2.9%
13th	12	3.8%
14th	10	3.2%
15th	8	2.6%
16th	5	1.6%
17th	11	3.5%
18th	11	3.5%
19th	13	4.2%
20th	9	2.9%
21st	5	1.6%
22nd	9	2.9%
23rd	11	3.5%
24th	11	3.5%
25th	13	4.2%
26th	11	3.5%
27th	12	3.8%
28th	15	4.8%
29th	10	3.2%
30th	11	3.5%
31st	7	2.2%
Total:	313	

Time of Day	Totals	% of Total
0000-0259	30	9.5%
0300-0559	12	3.8%
0600-0859	20	6.3%
0900-1159	38	12.0%
1200-1459	40	12.6%
1500-1759	54	17.0%
1800-2059	70	22.1%
2100-2359	53	16.7%
Total:	317	

Weapon Used	Totals	% of Total
Blunt Object	11	3.6%
Handgun	2	0.6%
Hands/Fist/Feet	248	80.5%
Knife/Cutting Inst	10	3.2%
Other Firearm	1	0.3%
Other Weapon	13	4.2%
Unknown	23	7.5%
Total:	308	

Number of Children Present	Totals	% of Total
ages 0-3	77	34.1%
ages 4-6	36	15.9%
ages 7-9	30	13.3%
ages 10-12	36	15.9%
ages 13-15	25	11.1%
ages 16-18	15	6.6%
age unknown	7	3.1%
Total:	226	

Offender Age Range	Male	Female	Total	% of Total
Under 18	18	10	28	7.7%
18-24	33	26	59	16.3%
25-34	61	36	97	26.7%
35-44	51	16	67	18.5%
45-54	41	21	62	17.1%
55-64	23	9	32	8.8%
65 over	10	5	15	4.1%
Unknown	2	1	3	0.8%
Total:	239	124	363	
				% of Total 34.2%

Offender Race	Male	Female	Total	% of Total
White	215	110	325	89.5%
Black / African American	8	2	10	2.8%
Am Indian / Alaska Native	3	5	8	2.2%
Asian	1	1	2	0.6%
Hawaiian/Pac. Islander	4	1	5	1.4%
Unknown	6	6	12	3.3%
Total:	237	125	362	
				% of Total 34.5%

Injuries	Offender Male	Offender Female	Total	% of Total
Minor	55	39	94	25.9%
Moderate	4	0	4	1.1%
No/Visible	144	77	221	60.9%
Severe	0	0	0	0.0%

Medical Attention	Offender Male	Offender Female	Total	% of Total
1st Aid	8	3	11	3.0%
Hospital	7	0	7	1.9%
None	145	80	225	62.0%
Refused	61	45	106	29.2%

Other Conditions	Offender Male	Offender Female	Total	% of Total
Alcohol/Drug Use Suspected	83	37	120	33.1%
DV Card Given	17	27	44	12.1%
PO in Effect	1	0	1	0.3%
Arrested	47	29	76	20.9%
None	1	0	1	0.3%

Victim Relationship to Offender	Totals	% of Total
Cohabitant	158	48.2%
Spouse	65	19.8%
Dating	110	33.5%
Child in Common	59	18.0%
Blood Relative	31	9.5%
Parent	29	8.8%
Child	20	6.1%
Former Spouse	6	1.8%
Former Dating	12	3.7%
Former Cohabitant	4	1.2%
Related by Marriage	8	2.4%

Victim Age Range	Male	Female	Total	% of Total
Under 18	9	8	17	5.2%
18-24	10	37	47	14.3%
25-34	21	62	83	25.3%
35-44	26	63	89	27.1%
45-54	15	25	40	12.2%
55-64	15	21	36	11.0%
65 over	8	7	15	4.6%
Unknown	0	1	1	0.3%
Total:	104	224	328	
				% of Total 68.3%

Victim Race	Male	Female	Total	% of Total
White	95	206	301	91.8%
Black / African American	4	1	5	1.5%
Am Indian / Alaska Native	1	5	6	1.8%
Asian	0	3	3	0.9%
Hawaiian/Pac. Islander	2	0	2	0.6%
Unknown	2	9	11	3.4%
Total:	104	224	328	
				% of Total 68.3%

Injuries	Victim Male	Victim Female	Total	% of Total
Minor	49	107	156	47.6%
Moderate	4	12	16	4.9%
No/Visible	47	100	147	44.8%
Severe	0	1	1	0.3%

Medical Attention	Victim Male	Victim Female	Total	% of Total
1st Aid	4	15	19	5.8%
Hospital	5	13	18	5.5%
None	55	118	173	52.7%
Refused	43	92	135	41.2%

Other Conditions	Victim Male	Victim Female	Total	% of Total
Alcohol/Drug Use Suspected	21	54	75	22.9%
DV Card Given	32	89	121	36.9%
PO in Effect	3	5	8	2.4%
Arrested	2	1	3	0.9%
None	0	0	0	0.0%

Mitigating Circumstances for Primary Not Arrested	Male	Female	Total	% of Total
Aggressor undetermined	57	44	101	35.7%
Gone upon arrival	36	6	42	14.8%
No evidence of injury	49	37	86	30.4%
Not reported within 24 hours	11	9	20	7.1%
Other	19	11	30	10.6%
Unknown	3	1	4	1.4%
Total:	175	108	283	
				% of Total 38.2%

Primary Aggressors	Male	Female	Total	% of Total
Arrested	82	45	127	35.0%
Not Arrested	158	78	236	65.0%
Total:	240	123	363	
				% of Total 33.9%

Other Persons Involved	Male	Female	Total
Arrested	12	11	23

LYON COUNTY SO CY 2017

Day of Month	Totals	% of Total
1st	3	1.1%
2nd	8	2.8%
3rd	10	3.5%
4th	11	3.9%
5th	7	2.5%
6th	14	5.0%
7th	8	2.8%
8th	9	3.2%
9th	7	2.5%
10th	10	3.5%
11th	14	5.0%
12th	9	3.2%
13th	9	3.2%
14th	8	2.8%
15th	7	2.5%
16th	5	1.8%
17th	11	3.9%
18th	11	3.9%
19th	12	4.3%
20th	8	2.8%
21st	4	1.4%
22nd	8	2.8%
23rd	10	3.5%
24th	10	3.5%
25th	11	3.9%
26th	9	3.2%
27th	10	3.5%
28th	14	5.0%
29th	10	3.5%
30th	8	2.8%
31st	7	2.5%
Total:	282	

Time of Day	Totals	% of Total
0000-0259	24	8.4%
0300-0559	11	3.8%
0600-0859	18	6.3%
0900-1159	35	12.2%
1200-1459	36	12.6%
1500-1759	48	16.8%
1800-2059	67	23.4%
2100-2359	47	16.4%
Total:	286	

Weapon Used	Totals	% of Total
Blunt Object	11	3.9%
Handgun	2	0.7%
Hands/Fist/Feet	227	81.1%
Knife/Cutting Inst	7	2.5%
Other Firearm	1	0.4%
Other Weapon	11	3.9%
Unknown	21	7.5%
Total:	280	

Number of Children Present	Totals	% of Total
ages 0-3	64	32.5%
ages 4-6	30	15.2%
ages 7-9	26	13.2%
ages 10-12	30	15.2%
ages 13-15	25	12.7%
ages 16-18	15	7.6%
age unknown	7	3.6%
Total:	197	

Offender Age Range	Male	Female	Total	% of Total
Under 18	18	8	26	7.9%
18-24	27	23	50	15.2%
25-34	58	32	90	27.3%
35-44	47	12	59	17.9%
45-54	37	20	57	17.3%
55-64	23	8	31	9.4%
65 over	9	5	14	4.2%
Unknown	2	1	3	0.9%
Total:	221	109	330	
				% of Total 33.0%

Offender Race	Male	Female	Total	% of Total
White	198	98	296	90.2%
Black / African American	8	2	10	3.0%
Am Indian / Alaska Native	3	4	7	2.1%
Asian	1	1	2	0.6%
Hawaiian/Pac. Islander	4	1	5	1.5%
Unknown	5	3	8	2.4%
Total:	219	109	328	
				% of Total 33.2%

Injuries	Offender Male	Offender Female	Total	% of Total
Minor	49	34	83	25.2%
Moderate	4	0	4	1.2%
No/Visible	134	68	202	61.2%
Severe	0	0	0	0.0%

Medical Attention	Offender Male	Offender Female	Total	% of Total
1st Aid	8	3	11	3.3%
Hospital	7	0	7	2.1%
None	135	68	203	61.5%
Refused	54	42	96	29.1%

Other Conditions	Offender Male	Offender Female	Total	% of Total
Alcohol/Drug Use Suspected	82	36	118	35.8%
DV Card Given	16	24	40	12.1%
PO in Effect	1	0	1	0.3%
Arrested	46	27	73	22.1%
None	1	0	1	0.3%

Victim Relationship to Offender	Totals	% of Total
Cohabitant	139	47.1%
Spouse	62	21.0%
Dating	95	32.2%
Child in Common	50	16.9%
Blood Relative	30	10.2%
Parent	27	9.2%
Child	16	5.4%
Former Spouse	5	1.7%
Former Dating	11	3.7%
Former Cohabitant	3	1.0%
Related by Marriage	8	2.7%

Victim Age Range	Male	Female	Total	% of Total
Under 18	8	8	16	5.4%
18-24	9	32	41	13.9%
25-34	21	59	80	27.1%
35-44	23	57	80	27.1%
45-54	10	22	32	10.8%
55-64	13	19	32	10.8%
65 over	7	6	13	4.4%
Unknown	0	1	1	0.3%
Total:	91	204	295	
				% of Total 69.2%

Victim Race	Male	Female	Total	% of Total
White	84	188	272	92.2%
Black / African American	4	1	5	1.7%
Am Indian / Alaska Native	0	4	4	1.4%
Asian	0	3	3	1.0%
Hawaiian/Pac. Islander	2	0	2	0.7%
Unknown	1	8	9	3.1%
Total:	91	204	295	
				% of Total 69.2%

Injuries	Victim Male	Victim Female	Total	% of Total
Minor	42	96	138	46.8%
Moderate	4	11	15	5.1%
No/Visible	42	93	135	45.8%
Severe	0	1	1	0.3%

Medical Attention	Victim Male	Victim Female	Total	% of Total
1st Aid	4	15	19	6.4%
Hospital	5	11	16	5.4%
None	48	106	154	52.2%
Refused	38	87	125	42.4%

Other Conditions	Victim Male	Victim Female	Total	% of Total
Alcohol/Drug Use Suspected	20	52	72	24.4%
DV Card Given	28	84	112	38.0%
PO in Effect	3	5	8	2.7%
Arrested	2	1	3	1.0%
None	0	0	0	0.0%

Mitigating Circumstances for Primary Not Arrested	Male	Female	Total	% of Total
Aggressor undetermined	55	43	98	35.8%
Gone upon arrival	35	5	40	14.6%
No evidence of injury	47	35	82	29.9%
Not reported within 24 hours	11	9	20	7.3%
Other	19	11	30	10.9%
Unknown	3	1	4	1.5%
Total:	170	104	274	
				% of Total 38.0%

Primary Aggressors	Male	Female	Total	% of Total
Arrested	71	36	107	32.3%
Not Arrested	151	73	224	67.7%
Total:	222	109	331	
				% of Total 32.9%

Other Persons Involved	Male	Female	Total
Arrested	1	1	2

YERINGTON PD C Y 2017

Day of Month	Totals	% of Total
1st	2	6.5%
2nd	0	0.0%
3rd	0	0.0%
4th	2	6.5%
5th	0	0.0%
6th	2	6.5%
7th	1	3.2%
8th	1	3.2%
9th	0	0.0%
10th	1	3.2%
11th	0	0.0%
12th	0	0.0%
13th	3	9.7%
14th	2	6.5%
15th	0	0.0%
16th	0	0.0%
17th	0	0.0%
18th	0	0.0%
19th	1	3.2%
20th	1	3.2%
21st	1	3.2%
22nd	1	3.2%
23rd	1	3.2%
24th	1	3.2%
25th	2	6.5%
26th	2	6.5%
27th	2	6.5%
28th	1	3.2%
29th	0	0.0%
30th	3	9.7%
31st	0	0.0%
Total:	31	

Time of Day	Totals	% of Total
0000-0259	6	19.4%
0300-0559	1	3.2%
0600-0859	2	6.5%
0900-1159	3	9.7%
1200-1459	4	12.9%
1500-1759	6	19.4%
1800-2059	3	9.7%
2100-2359	6	19.4%
Total:	31	

Weapon Used	Totals	% of Total
Blunt Object	0	0.0%
Handgun	0	0.0%
Hands/Fist/Feet	21	75.0%
Knife/Cutting Inst	3	10.7%
Other Firearm	0	0.0%
Other Weapon	2	7.1%
Unknown	2	7.1%
Total:	28	

Number of Children Present	Totals	% of Total
ages 0-3	13	44.8%
ages 4-6	6	20.7%
ages 7-9	4	13.8%
ages 10-12	6	20.7%
ages 13-15	0	0.0%
ages 16-18	0	0.0%
age unknown	0	0.0%
Total:	29	

Offender Age Range	Male	Female	Total	% of Total
Under 18	0	2	2	6.1%
18-24	6	3	9	27.3%
25-34	3	4	7	21.2%
35-44	4	4	8	24.2%
45-54	4	1	5	15.2%
55-64	0	1	1	3.0%
65 over	1	0	1	3.0%
Unknown	0	0	0	0.0%
Total:	18	15	33	
				% of Total 45.5%

Offender Race	Male	Female	Total	% of Total
White	17	12	29	85.3%
Black / African American	0	0	0	0.0%
Am Indian / Alaska Native	0	1	1	2.9%
Asian	0	0	0	0.0%
Hawaiian/Pac. Islander	0	0	0	0.0%
Unknown	1	3	4	11.8%
Total:	18	16	34	
				% of Total 47.1%

Injuries	Offender Male	Offender Female	Total	% of Total
Minor	6	5	11	33.3%
Moderate	0	0	0	0.0%
No Visible	10	9	19	57.6%
Severe	0	0	0	0.0%

Medical Attention	Offender Male	Offender Female	Total	% of Total
1st Aid	0	0	0	0.0%
Hospital	0	0	0	0.0%
None	10	12	22	66.7%
Refused	7	3	10	30.3%

Other Conditions	Offender Male	Offender Female	Total	% of Total
Alcohol/Drug Use Suspected	1	1	2	6.1%
DV Card Given	1	3	4	12.1%
PO in Effect	0	0	0	0.0%
Arrested	1	2	3	9.1%
None	0	0	0	0.0%

Victim Relationship to Offender	Totals	% of Total
Cohabitant	19	57.6%
Spouse	3	9.1%
Dating	15	45.5%
Child in Common	9	27.3%
Blood Relative	1	3.0%
Parent	2	6.1%
Child	4	12.1%
Former Spouse	1	3.0%
Former Dating	1	3.0%
Former Cohabitant	1	3.0%
Related by Marriage	0	0.0%

Victim Age Range	Male	Female	Total	% of Total
Under 18	1	0	1	3.0%
18-24	1	5	6	18.2%
25-34	0	3	3	9.1%
35-44	3	6	9	27.3%
45-54	5	3	8	24.2%
55-64	2	2	4	12.1%
65 over	1	1	2	6.1%
Unknown	0	0	0	0.0%
Total:	13	20	33	
				% of Total 60.6%

Victim Race	Male	Female	Total	% of Total
White	11	18	29	87.9%
Black / African American	0	0	0	0.0%
Am Indian / Alaska Native	1	1	2	6.1%
Asian	0	0	0	0.0%
Hawaiian/Pac. Islander	0	0	0	0.0%
Unknown	1	1	2	6.1%
Total:	13	20	33	
				% of Total 60.6%

Injuries	Victim Male	Victim Female	Total	% of Total
Minor	7	11	18	54.5%
Moderate	0	1	1	3.0%
No Visible	5	7	12	36.4%
Severe	0	0	0	0.0%

Medical Attention	Victim Male	Victim Female	Total	% of Total
1st Aid	0	0	0	0.0%
Hospital	0	2	2	6.1%
None	7	12	19	57.6%
Refused	5	5	10	30.3%

Other Conditions	Victim Male	Victim Female	Total	% of Total
Alcohol/Drug Use Suspected	1	2	3	9.1%
DV Card Given	4	5	9	27.3%
PO in Effect	0	0	0	0.0%
Arrested	0	0	0	0.0%
None	0	0	0	0.0%

Mitigating Circumstances for Primary Not Arrested	Male	Female	Total	% of Total
Aggressor undetermined	2	1	3	33.3%
Gone upon arrival	1	1	2	22.2%
No evidence of injury	2	2	4	44.4%
Not reported within 24 hours	0	0	0	0.0%
Other	0	0	0	0.0%
Unknown	0	0	0	0.0%
Total:	5	4	9	
				% of Total 44.4%

Primary Aggressors	Male	Female	Total	% of Total
Arrested	11	9	20	62.5%
Not Arrested	7	5	12	37.5%
Total:	18	14	32	
				% of Total 43.8%

Other Persons Involved	Male	Female	Total
Arrested	11	10	21

MINERAL COUNTY SO CY 2017

Day of Month	Totals	% of Total
1st	2	2.0%
2nd	3	3.1%
3rd	4	4.1%
4th	3	3.1%
5th	5	5.1%
6th	3	3.1%
7th	3	3.1%
8th	2	2.0%
9th	0	0.0%
10th	1	1.0%
11th	2	2.0%
12th	3	3.1%
13th	1	1.0%
14th	3	3.1%
15th	3	3.1%
16th	5	5.1%
17th	1	1.0%
18th	3	3.1%
19th	5	5.1%
20th	1	1.0%
21st	5	5.1%
22nd	3	3.1%
23rd	5	5.1%
24th	3	3.1%
25th	3	3.1%
26th	3	3.1%
27th	3	3.1%
28th	0	0.0%
29th	5	5.1%
30th	15	15.3%
31st	0	0.0%
Total:	98	

Time of Day	Totals	% of Total
0000-0259	14	15.7%
0300-0559	6	6.7%
0600-0859	4	4.5%
0900-1159	4	4.5%
1200-1459	6	6.7%
1500-1759	11	12.4%
1800-2059	22	24.7%
2100-2359	22	24.7%
Total:	89	

Weapon Used	Totals	% of Total
Blunt Object	2	2.2%
Handgun	0	0.0%
Hands/Fist/Feet	81	91.0%
Knife/Cutting Inst	1	1.1%
Other Firearm	0	0.0%
Other Weapon	2	2.2%
Unknown	3	3.4%
Total:	89	

Number of Children Present	Totals	% of Total
ages 0-3	30	60.0%
ages 4-6	6	12.0%
ages 7-9	4	8.0%
ages 10-12	4	8.0%
ages 13-15	4	8.0%
ages 16-18	1	2.0%
age unknown	1	2.0%
Total:	50	

Offender Age Range	Male	Female	Total	% of Total
Under 18	0	2	2	2.1%
18-24	11	3	14	14.7%
25-34	24	8	32	33.7%
35-44	13	5	18	18.9%
45-54	7	6	13	13.7%
55-64	11	4	15	15.8%
65 over	1	0	1	1.1%
Unknown	0	0	0	0.0%
Total:	67	28	95	
				% of Total 29.5%

Offender Race	Male	Female	Total	% of Total
White	59	25	84	89.4%
Black / African American	4	1	5	5.3%
Am Indian / Alaska Native	3	1	4	4.3%
Asian	0	0	0	0.0%
Hawaiian/Pac. Islander	0	0	0	0.0%
Unknown	0	1	1	1.1%
Total:	66	28	94	
				% of Total 29.8%

Injuries	Offender Male	Offender Female	Total	% of Total
Minor	9	8	17	17.9%
Moderate	3	2	5	5.3%
No/Visible	47	17	64	67.4%
Severe	1	0	1	1.1%

Medical Attention	Offender Male	Offender Female	Total	% of Total
1st Aid	0	1	1	1.1%
Hospital	3	6	9	9.5%
None	46	15	61	64.2%
Refused	12	6	18	18.9%

Other Conditions	Offender Male	Offender Female	Total	% of Total
Alcohol/Drug Use Suspected	34	22	56	59.9%
DV Card Given	4	6	10	10.5%
PO in Effect	0	0	0	0.0%
Arrested	51	21	72	75.8%
None	0	0	0	0.0%

Victim Relationship to Offender	Totals	% of Total
Cohabitant	16	16.5%
Spouse	21	21.6%
Dating	33	34.0%
Child in Common	10	10.3%
Blood Relative	8	8.2%
Parent	9	9.3%
Child	5	5.2%
Former Spouse	1	1.0%
Former Dating	4	4.1%
Former Cohabitant	1	1.0%
Related by Marriage	1	1.0%

Victim Age Range	Male	Female	Total	% of Total
Under 18	2	2	4	4.1%
18-24	2	17	19	19.6%
25-34	8	15	23	23.7%
35-44	7	16	23	23.7%
45-54	4	8	12	12.4%
55-64	5	6	11	11.3%
65 over	4	1	5	5.2%
Unknown	0	0	0	0.0%
Total:	32	65	97	
				% of Total 67.0%

Victim Race	Male	Female	Total	% of Total
White	29	59	88	90.7%
Black / African American	2	2	4	4.1%
Am Indian / Alaska Native	0	4	4	4.1%
Asian	0	0	0	0.0%
Hawaiian/Pac. Islander	0	0	0	0.0%
Unknown	1	0	1	1.0%
Total:	32	65	97	
				% of Total 67.0%

Injuries	Victim Male	Victim Female	Total	% of Total
Minor	13	38	51	52.6%
Moderate	6	2	8	8.2%
No/Visible	12	21	33	34.0%
Severe	0	0	0	0.0%

Medical Attention	Victim Male	Victim Female	Total	% of Total
1st Aid	0	5	5	5.2%
Hospital	2	4	6	6.2%
None	15	29	44	45.4%
Refused	15	24	39	40.2%

Other Conditions	Victim Male	Victim Female	Total	% of Total
Alcohol/Drug Use Suspected	11	22	33	34.0%
DV Card Given	25	57	82	84.5%
PO in Effect	0	0	0	0.0%
Arrested	5	7	12	12.4%
None	0	0	0	0.0%

Mitigating Circumstances for Primary Not Arrested	Male	Female	Total	% of Total
Aggressor undetermined	0	0	0	0.0%
Gone upon arrival	6	1	7	7.8%
No evidence of injury	1	0	1	1.1%
Not reported within 24 hours	0	1	1	1.1%
Other	0	0	0	0.0%
Unknown	0	0	0	0.0%
Total:	7	2	9	
				% of Total 22.2%

Primary Aggressors	Male	Female	Total	% of Total
Arrested	59	26	85	91.4%
Not Arrested	6	2	8	8.6%
Total:	65	28	93	
				% of Total 30.1%

Other Persons Involved	Male	Female	Total
Arrested	0	0	0

NYE COUNTY SO CY 2017

Day of Month	Totals	% of Total
1st	11	3.5%
2nd	7	2.3%
3rd	15	4.8%
4th	12	3.9%
5th	6	1.9%
6th	10	3.2%
7th	10	3.2%
8th	10	3.2%
9th	12	3.9%
10th	9	2.9%
11th	7	2.3%
12th	13	4.2%
13th	9	2.9%
14th	15	4.8%
15th	10	3.2%
16th	10	3.2%
17th	15	4.8%
18th	9	2.9%
19th	4	1.3%
20th	8	2.6%
21st	14	4.5%
22nd	13	4.2%
23rd	8	2.6%
24th	9	2.9%
25th	15	4.8%
26th	7	2.3%
27th	8	2.6%
28th	12	3.9%
29th	11	3.5%
30th	7	2.3%
31st	5	1.6%
Total:	311	

Time of Day	Totals	% of Total
0000-0259	32	10.3%
0300-0559	15	4.8%
0600-0859	23	7.4%
0900-1159	33	10.6%
1200-1459	44	14.1%
1500-1759	58	18.6%
1800-2059	61	19.6%
2100-2359	45	14.5%
Total:	311	

Weapon Used	Totals	% of Total
Blunt Object	17	5.8%
Handgun	23	7.8%
Hands/Fist/Feet	224	76.5%
Knife/Cutting Inst	1	0.3%
Other Firearm	0	0.0%
Other Weapon	18	6.1%
Unknown	10	3.4%
Total:	293	

Number of Children Present	Totals	% of Total
ages 0-3	43	28.3%
ages 4-6	21	13.8%
ages 7-9	19	12.5%
ages 10-12	20	13.2%
ages 13-15	20	13.2%
ages 16-18	19	12.5%
age unknown	10	6.6%
Total:	152	

Offender Age Range	Male	Female	Total	% of Total
Under 18	13	12	25	7.6%
18-24	22	24	46	14.1%
25-34	66	30	96	29.4%
35-44	34	14	48	14.7%
45-54	44	17	61	18.7%
55-64	25	6	31	9.5%
65 over	11	4	15	4.6%
Unknown	4	1	5	1.5%
Total:	219	108	327	
				% of Total 33.0%

Offender Race	Male	Female	Total	% of Total
White	187	85	272	83.2%
Black / African American	20	19	39	11.9%
Am Indian / Alaska Native	0	1	1	0.3%
Asian	0	1	1	0.3%
Hawaiian/Pac. Islander	2	0	2	0.6%
Unknown	10	2	12	3.7%
Total:	219	108	327	
				% of Total 33.0%

Injuries	Offender Male	Offender Female	Total	% of Total
Minor	44	18	62	19.0%
Moderate	3	4	7	2.1%
No/Visible	132	75	207	63.3%
Severe	1	0	1	0.3%

Medical Attention	Offender Male	Offender Female	Total	% of Total
1st Aid	2	2	4	1.2%
Hospital	12	3	15	4.6%
None	128	65	193	59.0%
Refused	48	37	85	26.0%

Other Conditions	Offender Male	Offender Female	Total	% of Total
Alcohol/Drug Use Suspected	70	34	104	31.8%
DV Card Given	0	0	0	0.0%
PO in Effect	3	1	4	1.2%
Arrested	98	54	152	46.5%
None	29	10	39	11.9%

Victim Relationship to Offender	Totals	% of Total
Cohabitant	139	41.0%
Spouse	48	14.2%
Dating	87	25.7%
Child in Common	50	14.7%
Blood Relative	36	10.6%
Parent	34	10.0%
Child	20	5.9%
Former Spouse	4	1.2%
Former Dating	17	5.0%
Former Cohabitant	6	1.8%
Related by Marriage	14	4.1%

Victim Age Range	Male	Female	Total	% of Total
Under 18	9	9	18	5.3%
18-24	10	28	38	11.2%
25-34	23	68	91	26.8%
35-44	21	45	66	19.5%
45-54	16	45	61	18.0%
55-64	18	34	52	15.3%
65 over	4	9	13	3.8%
Unknown	0	0	0	0.0%
Total:	101	238	339	
				% of Total 70.2%

Victim Race	Male	Female	Total	% of Total
White	85	217	302	89.1%
Black / African American	10	12	22	6.5%
Am Indian / Alaska Native	0	0	0	0.0%
Asian	0	0	0	0.0%
Hawaiian/Pac. Islander	2	1	3	0.9%
Unknown	4	8	12	3.5%
Total:	101	238	339	
				% of Total 70.2%

Injuries	Victim Male	Victim Female	Total	% of Total
Minor	49	114	163	48.1%
Moderate	9	31	40	11.8%
No/Visible	36	89	125	36.9%
Severe	0	4	4	1.2%

Medical Attention	Victim Male	Victim Female	Total	% of Total
1st Aid	9	10	19	5.6%
Hospital	8	23	31	9.1%
None	45	100	145	42.8%
Refused	44	112	156	46.0%

Other Conditions	Victim Male	Victim Female	Total	% of Total
Alcohol/Drug Use Suspected	22	37	59	17.4%
DV Card Given	31	88	119	35.1%
PO in Effect	4	3	7	2.1%
Arrested	0	0	0	0.0%
None	0	0	0	0.0%

Mitigating Circumstances for Primary Not Arrested	Male	Female	Total	% of Total
Aggressor undetermined	18	12	30	18.0%
Gone upon arrival	35	11	46	27.5%
No evidence of injury	29	10	39	23.4%
Not reported within 24 hours	18	7	25	15.0%
Other	12	11	23	13.8%
Unknown	3	1	4	2.4%
Total:	115	52	167	
				% of Total 31.1%

Primary Aggressors	Male	Female	Total	% of Total
Arrested	126	63	189	56.2%
Not Arrested	92	44	136	41.8%
Total:	218	107	325	
				% of Total 32.9%

Other Persons Involved	Male	Female	Total
Arrested	56	38	94

PERSHING COUNTY TOTAL CY 2017

Day of Month	Totals	% of Total
1st	1	2.9%
2nd	1	2.9%
3rd	2	5.9%
4th	1	2.9%
5th	1	2.9%
6th	1	2.9%
7th	1	2.9%
8th	1	2.9%
9th	0	0.0%
10th	2	5.9%
11th	1	2.9%
12th	2	5.9%
13th	1	2.9%
14th	3	8.8%
15th	0	0.0%
16th	1	2.9%
17th	2	5.9%
18th	0	0.0%
19th	0	0.0%
20th	1	2.9%
21st	0	0.0%
22nd	1	2.9%
23rd	4	11.8%
24th	0	0.0%
25th	0	0.0%
26th	1	2.9%
27th	0	0.0%
28th	3	8.8%
29th	1	2.9%
30th	1	2.9%
31st	1	2.9%
Total:	34	

Time of Day	Totals	% of Total
0000-0259	3	9.7%
0300-0559	3	9.7%
0600-0859	2	6.5%
0900-1159	1	3.2%
1200-1459	2	6.5%
1500-1759	7	22.6%
1800-2059	5	16.1%
2100-2359	8	25.8%
Total:	31	

Weapon Used	Totals	% of Total
Blunt Object	0	0.0%
Handgun	2	6.3%
Hands/Fist/Feet	27	84.4%
Knife/Cutting Inst	0	0.0%
Other Firearm	0	0.0%
Other Weapon	1	3.1%
Unknown	2	6.3%
Total:	32	

Number of Children Present	Totals	% of Total
ages 0-3	7	31.8%
ages 4-6	6	27.3%
ages 7-9	2	9.1%
ages 10-12	2	9.1%
ages 13-15	3	13.6%
ages 16-18	2	9.1%
age unknown	0	0.0%
Total:	22	

Offender Age Range	Male	Female	Total	% of Total
Under 18	2	0	2	5.0%
18-24	1	3	4	10.0%
25-34	6	6	12	30.0%
35-44	10	3	13	32.5%
45-54	3	3	6	15.0%
55-64	3	0	3	7.5%
65 over	0	0	0	0.0%
Unknown	0	0	0	0.0%
Total:	25	15	40	
				% of Total 37.5%

Offender Race	Male	Female	Total	% of Total
White	23	14	37	94.9%
Black / African American	0	0	0	0.0%
Am Indian / Alaska Native	0	1	1	2.6%
Asian	0	0	0	0.0%
Hawaiian/Pac. Islander	0	0	0	0.0%
Unknown	1	0	1	2.6%
Total:	24	15	39	
				% of Total 38.5%

Injuries	Offender Male	Offender Female	Total	% of Total
Minor	6	3	9	22.5%
Moderate	1	0	1	2.5%
No Visible	15	11	26	65.0%
Severe	0	0	0	0.0%

Medical Attention	Offender Male	Offender Female	Total	% of Total
1st Aid	1	0	1	2.5%
Hospital	2	0	2	5.0%
None	17	12	29	72.5%
Refused	3	3	6	15.0%

Other Conditions	Offender Male	Offender Female	Total	% of Total
Alcohol/Drug Use Suspected	10	8	18	45.0%
DV Card Given	1	1	2	5.0%
PO in Effect	0	0	0	0.0%
Arrested	7	5	12	30.0%
None	4	4	8	20.0%

Victim Relationship to Offender	Totals	% of Total
Cohabitant	8	21.1%
Spouse	11	28.9%
Dating	4	10.5%
Child in Common	2	5.3%
Blood Relative	0	0.0%
Parent	2	5.3%
Child	4	10.5%
Former Spouse	0	0.0%
Former Dating	1	2.6%
Former Cohabitant	0	0.0%
Related by Marriage	2	5.3%

Victim Age Range	Male	Female	Total	% of Total
Under 18	0	1	1	2.6%
18-24	6	2	8	21.1%
25-34	2	9	11	28.9%
35-44	4	8	12	31.6%
45-54	2	3	5	13.2%
55-64	1	0	1	2.6%
65 over	0	0	0	0.0%
Unknown	0	0	0	0.0%
Total:	15	23	38	
				% of Total 60.5%

Victim Race	Male	Female	Total	% of Total
White	14	19	33	86.8%
Black / African American	0	1	1	2.6%
Am Indian / Alaska Native	0	0	0	0.0%
Asian	0	1	1	2.6%
Hawaiian/Pac. Islander	0	1	1	2.6%
Unknown	1	1	2	5.3%
Total:	15	23	38	
				% of Total 60.5%

Injuries	Victim Male	Victim Female	Total	% of Total
Minor	7	14	21	55.3%
Moderate	2	1	3	7.9%
No Visible	5	6	11	28.9%
Severe	0	1	1	2.6%

Medical Attention	Victim Male	Victim Female	Total	% of Total
1st Aid	0	2	2	5.3%
Hospital	2	2	4	10.5%
None	9	9	18	47.4%
Refused	4	12	16	42.1%

Other Conditions	Victim Male	Victim Female	Total	% of Total
Alcohol/Drug Use Suspected	7	6	13	34.2%
DV Card Given	5	9	14	36.8%
PO in Effect	1	2	3	7.9%
Arrested	0	0	0	0.0%
None	4	6	10	26.3%

Mitigating Circumstances for Primary Not Arrested	Male	Female	Total	% of Total
Aggressor undetermined	2	1	3	15.0%
Gone upon arrival	3	0	3	15.0%
No evidence of injury	2	5	7	35.0%
Not reported within 24 hours	1	0	1	5.0%
Other	2	3	5	25.0%
Unknown	1	0	1	5.0%
Total:	11	9	20	
				% of Total 45.0%

Primary Aggressors	Male	Female	Total	% of Total
Arrested	14	8	22	64.7%
Not Arrested	8	4	12	35.3%
Total:	22	12	34	
				% of Total 35.3%

Other Persons Involved	Male	Female	Total
Arrested	0	0	0

PERSHING COUNTY SO CY 2017

Day of Month	Totals	% of Total
1st	0	0.0%
2nd	1	5.6%
3rd	0	0.0%
4th	1	5.6%
5th	0	0.0%
6th	0	0.0%
7th	0	0.0%
8th	1	5.6%
9th	0	0.0%
10th	0	0.0%
11th	0	0.0%
12th	2	11.1%
13th	1	5.6%
14th	3	16.7%
15th	0	0.0%
16th	1	5.6%
17th	1	5.6%
18th	0	0.0%
19th	0	0.0%
20th	0	0.0%
21st	0	0.0%
22nd	1	5.6%
23rd	1	5.6%
24th	0	0.0%
25th	0	0.0%
26th	1	5.6%
27th	0	0.0%
28th	1	5.6%
29th	1	5.6%
30th	1	5.6%
31st	1	5.6%
Total:	18	

Time of Day	Totals	% of Total
0000-0259	1	6.7%
0300-0559	2	13.3%
0600-0859	1	6.7%
0900-1159	1	6.7%
1200-1459	0	0.0%
1500-1759	4	26.7%
1800-2059	1	6.7%
2100-2359	5	33.3%
Total:	15	

Weapon Used	Totals	% of Total
Blunt Object	0	0.0%
Handgun	1	6.7%
Hands/Fist/Feet	13	86.7%
Knife/Cutting Inst	0	0.0%
Other Firearm	0	0.0%
Other Weapon	0	0.0%
Unknown	1	6.7%
Total:	15	

Number of Children Present	Totals	% of Total
ages 0-3	1	20.0%
ages 4-6	2	40.0%
ages 7-9	0	0.0%
ages 10-12	0	0.0%
ages 13-15	2	40.0%
ages 16-18	0	0.0%
age unknown	0	0.0%
Total:	5	

Offender Age Range	Male	Female	Total	% of Total
Under 18	0	0	0	0.0%
18-24	1	1	2	9.1%
25-34	2	3	5	22.7%
35-44	6	2	8	36.4%
45-54	2	2	4	18.2%
55-64	3	0	3	13.6%
65 over	0	0	0	0.0%
Unknown	0	0	0	0.0%
Total:	14	8	22	
% of Total		63.6%	36.4%	

Offender Race	Male	Female	Total	% of Total
White	12	8	20	95.2%
Black / African American	0	0	0	0.0%
Am Indian / Alaska Native	0	0	0	0.0%
Asian	0	0	0	0.0%
Hawaiian/Pac. Islander	0	0	0	0.0%
Unknown	1	0	1	4.8%
Total:	13	8	21	
% of Total		61.9%	38.1%	

Injuries	Offender Male	Offender Female	Total	% of Total
Minor	3	2	5	22.7%
Moderate	1	0	1	4.5%
No Visible	7	5	12	54.5%
Severe	0	0	0	0.0%
Total:	11	7	18	

Medical Attention	Offender Male	Offender Female	Total	% of Total
1st Aid	1	0	1	4.5%
Hospital	1	0	1	4.5%
None	9	6	15	68.2%
Refused	2	2	4	18.2%
Total:	13	8	21	

Other Conditions	Offender Male	Offender Female	Total	% of Total
Alcohol/Drug Use Suspected	8	5	13	59.1%
DV Card Given	0	1	1	4.5%
PO in Effect	0	0	0	0.0%
Arrested	4	4	8	36.4%
None	0	0	0	0.0%
Total:	12	10	22	

Victim Relationship to Offender	Totals	% of Total
Cohabitant	3	14.3%
Spouse	7	33.3%
Dating	2	9.5%
Child in Common	0	0.0%
Blood Relative	0	0.0%
Parent	1	4.8%
Child	1	4.8%
Former Spouse	0	0.0%
Former Dating	1	4.8%
Former Cohabitant	0	0.0%
Related by Marriage	2	9.5%
Total:	21	

Victim Age Range	Male	Female	Total	% of Total
Under 18	0	0	0	0.0%
18-24	2	2	4	19.0%
25-34	1	4	5	23.8%
35-44	3	5	8	38.1%
45-54	1	2	3	14.3%
55-64	1	0	1	4.8%
65 over	0	0	0	0.0%
Unknown	0	0	0	0.0%
Total:	8	13	21	
% of Total		38.1%	61.9%	

Victim Race	Male	Female	Total	% of Total
White	8	10	18	85.7%
Black / African American	0	1	1	4.8%
Am Indian / Alaska Native	0	0	0	0.0%
Asian	0	1	1	4.8%
Hawaiian/Pac. Islander	0	1	1	4.8%
Unknown	0	0	0	0.0%
Total:	8	13	21	
% of Total		38.1%	61.9%	

Injuries	Victim Male	Victim Female	Total	% of Total
Minor	3	8	11	52.4%
Moderate	1	0	1	4.8%
No Visible	3	4	7	33.3%
Severe	0	0	0	0.0%
Total:	7	12	19	

Medical Attention	Victim Male	Victim Female	Total	% of Total
1st Aid	0	2	2	9.5%
Hospital	1	0	1	4.8%
None	4	6	10	47.6%
Refused	3	7	10	47.6%
Total:	8	15	23	

Other Conditions	Victim Male	Victim Female	Total	% of Total
Alcohol/Drug Use Suspected	5	6	11	52.4%
DV Card Given	4	5	9	42.9%
PO in Effect	1	2	3	14.3%
Arrested	0	0	0	0.0%
None	0	1	1	4.8%
Total:	10	14	24	

Mitigating Circumstances for Primary Not Arrested	Male	Female	Total	% of Total
Aggressor undetermined	1	1	2	16.7%
Gone upon arrival	1	0	1	8.3%
No evidence of injury	2	2	4	33.3%
Not reported within 24 hours	0	0	0	0.0%
Other	2	2	4	33.3%
Unknown	1	0	1	8.3%
Total:	7	5	12	
% of Total		58.3%	41.7%	

Primary Aggressors	Male	Female	Total	% of Total
Arrested	8	5	13	65.0%
Not Arrested	5	2	7	35.0%
Total:	13	7	20	
% of Total		65.0%	35.0%	

Other Persons Involved	Male	Female	Total	% of Total
Arrested	0	0	0	0.0%
Total:	0	0	0	

LOVELOCK PD CY 2017

Day of Month	Totals	% of Total
1st	1	6.3%
2nd	0	0.0%
3rd	2	12.5%
4th	0	0.0%
5th	1	6.3%
6th	1	6.3%
7th	1	6.3%
8th	0	0.0%
9th	0	0.0%
10th	2	12.5%
11th	1	6.3%
12th	0	0.0%
13th	0	0.0%
14th	0	0.0%
15th	0	0.0%
16th	0	0.0%
17th	1	6.3%
18th	0	0.0%
19th	0	0.0%
20th	1	6.3%
21st	0	0.0%
22nd	0	0.0%
23rd	3	18.8%
24th	0	0.0%
25th	0	0.0%
26th	0	0.0%
27th	0	0.0%
28th	2	12.5%
29th	0	0.0%
30th	0	0.0%
31st	0	0.0%
Total:	16	

Time of Day	Totals	% of Total
0000-0259	2	12.5%
0300-0559	1	6.3%
0600-0859	1	6.3%
0900-1159	0	0.0%
1200-1459	2	12.5%
1500-1759	3	18.8%
1800-2059	4	25.0%
2100-2359	3	18.8%
Total:	16	

Weapon Used	Totals	% of Total
Blunt Object	0	0.0%
Handgun	1	5.9%
Hands/Fist/Feet	14	82.4%
Knife/Cutting Inst	0	0.0%
Other Firearm	0	0.0%
Other Weapon	1	5.9%
Unknown	1	5.9%
Total:	17	

Number of Children Present	Totals	% of Total
ages 0-3	6	35.3%
ages 4-6	4	23.5%
ages 7-9	2	11.8%
ages 10-12	2	11.8%
ages 13-15	1	5.9%
ages 16-18	2	11.8%
age unknown	0	0.0%
Total:	17	

Offender Age Range	Male	Female	Total	% of Total
Under 18	2	0	2	11.1%
18-24	0	2	2	11.1%
25-34	4	3	7	38.9%
35-44	4	1	5	27.8%
45-54	1	1	2	11.1%
55-64	0	0	0	0.0%
65 over	0	0	0	0.0%
Unknown	0	0	0	0.0%
Total:	11	7	18	
				% of Total
				61.1%
				38.9%

Offender Race	Male	Female	Total	% of Total
White	11	6	17	94.4%
Black / African American	0	0	0	0.0%
Am Indian / Alaska Native	0	1	1	5.6%
Asian	0	0	0	0.0%
Hawaiian/Pac. Islander	0	0	0	0.0%
Unknown	0	0	0	0.0%
Total:	11	7	18	
				% of Total
				61.1%
				38.9%

Injuries	Offender Male	Offender Female	Total	% of Total
Minor	3	1	4	22.2%
Moderate	0	0	0	0.0%
No Visible	8	6	14	77.8%
Severe	0	0	0	0.0%

Medical Attention	Offender Male	Offender Female	Total	% of Total
1st Aid	0	0	0	0.0%
Hospital	1	0	1	5.6%
None	8	6	14	77.8%
Refused	1	1	2	11.1%

Other Conditions	Offender Male	Offender Female	Total	% of Total
Alcohol/Drug Use Suspected	2	3	5	27.8%
DV Card Given	1	0	1	5.6%
PO in Effect	0	0	0	0.0%
Arrested	3	1	4	22.2%
None	4	4	8	44.4%

Victim Relationship to Offender	Totals	% of Total
Cohabitant	5	29.4%
Spouse	4	23.5%
Dating	2	11.8%
Child in Common	2	11.8%
Blood Relative	0	0.0%
Parent	1	5.9%
Child	3	17.6%
Former Spouse	0	0.0%
Former Dating	0	0.0%
Former Cohabitant	0	0.0%
Related by Marriage	0	0.0%

Victim Age Range	Male	Female	Total	% of Total
Under 18	0	1	1	5.9%
18-24	4	0	4	23.5%
25-34	1	5	6	35.3%
35-44	1	3	4	23.5%
45-54	1	1	2	11.8%
55-64	0	0	0	0.0%
65 over	0	0	0	0.0%
Unknown	0	0	0	0.0%
Total:	7	10	17	
				% of Total
				41.2%
				58.8%

Victim Race	Male	Female	Total	% of Total
White	6	9	15	88.2%
Black / African American	0	0	0	0.0%
Am Indian / Alaska Native	0	0	0	0.0%
Asian	0	0	0	0.0%
Hawaiian/Pac. Islander	0	0	0	0.0%
Unknown	1	1	2	11.8%
Total:	7	10	17	
				% of Total
				41.2%
				58.8%

Injuries	Victim Male	Victim Female	Total	% of Total
Minor	4	6	10	58.8%
Moderate	1	1	2	11.8%
No Visible	2	2	4	23.5%
Severe	0	1	1	5.9%

Medical Attention	Victim Male	Victim Female	Total	% of Total
1st Aid	0	0	0	0.0%
Hospital	1	2	3	17.6%
None	5	3	8	47.1%
Refused	1	5	6	35.3%

Other Conditions	Victim Male	Victim Female	Total	% of Total
Alcohol/Drug Use Suspected	2	0	2	11.8%
DV Card Given	1	4	5	29.4%
PO in Effect	0	0	0	0.0%
Arrested	0	0	0	0.0%
None	4	5	9	52.9%

Mitigating Circumstances for Primary Not Arrested	Male	Female	Total	% of Total
Aggressor undetermined	1	0	1	12.5%
Gone upon arrival	2	0	2	25.0%
No evidence of injury	0	3	3	37.5%
Not reported within 24 hours	1	0	1	12.5%
Other	0	1	1	12.5%
Unknown	0	0	0	0.0%
Total:	4	4	8	
				% of Total
				50.0%
				50.0%

Primary Aggressors	Male	Female	Total	% of Total
Arrested	6	3	9	64.3%
Not Arrested	3	2	5	35.7%
Total:	9	5	14	
				% of Total
				64.3%
				35.7%

Other Persons Involved	Male	Female	Total
Arrested	0	0	0

STOREY COUNTY SO CY 2017

Day of Month	Totals	% of Total
1st	6	23.1%
2nd	0	0.0%
3rd	2	7.7%
4th	3	11.5%
5th	1	3.8%
6th	1	3.8%
7th	0	0.0%
8th	0	0.0%
9th	1	3.8%
10th	1	3.8%
11th	0	0.0%
12th	1	3.8%
13th	0	0.0%
14th	0	0.0%
15th	1	3.8%
16th	1	3.8%
17th	1	3.8%
18th	0	0.0%
19th	0	0.0%
20th	0	0.0%
21st	0	0.0%
22nd	1	3.8%
23rd	1	3.8%
24th	0	0.0%
25th	0	0.0%
26th	1	3.8%
27th	0	0.0%
28th	1	3.8%
29th	1	3.8%
30th	0	0.0%
31st	2	7.7%
Total:	26	

Time of Day	Totals	% of Total
0000-0259	5	19.2%
0300-0559	1	3.8%
0600-0859	0	0.0%
0900-1159	1	3.8%
1200-1459	0	0.0%
1500-1759	5	19.2%
1800-2059	9	34.6%
2100-2359	5	19.2%
Total:	26	

Weapon Used	Totals	% of Total
Blunt Object	2	8.0%
Handgun	0	0.0%
Hands/Fist/Feet	14	56.0%
Knife/Cutting Inst	0	0.0%
Other Firearm	0	0.0%
Other Weapon	2	8.0%
Unknown	7	28.0%
Total:	25	

Number of Children Present	Totals	% of Total
ages 0-3	0	0.0%
ages 4-6	0	0.0%
ages 7-9	0	0.0%
ages 10-12	3	60.0%
ages 13-15	0	0.0%
ages 16-18	0	0.0%
age unknown	2	40.0%
Total:	5	

Offender Age Range	Male	Female	Total	% of Total
Under 18	0	0	0	0.0%
18-24	1	1	2	7.4%
25-34	3	3	6	22.2%
35-44	8	3	11	40.7%
45-54	2	2	4	14.8%
55-64	1	0	1	3.7%
65 over	2	1	3	11.1%
Unknown	0	0	0	0.0%
Total:	17	10	27	
				% of Total
				63.0%
				37.0%

Offender Race	Male	Female	Total	% of Total
White	13	10	23	85.2%
Black / African American	0	0	0	0.0%
Am Indian / Alaska Native	0	0	0	0.0%
Asian	0	0	0	0.0%
Hawaiian/Pac. Islander	0	0	0	0.0%
Unknown	4	0	4	14.8%
Total:	17	10	27	
				% of Total
				63.0%
				37.0%

Injuries	Offender Male	Offender Female	Total	% of Total
Minor	2	3	5	18.5%
Moderate	0	0	0	0.0%
No Visible	14	7	21	77.8%
Severe	0	0	0	0.0%

Medical Attention	Offender Male	Offender Female	Total	% of Total
1st Aid	0	0	0	0.0%
Hospital	0	0	0	0.0%
None	16	8	24	88.9%
Refused	0	1	1	3.7%

Other Conditions	Offender Male	Offender Female	Total	% of Total
Alcohol/Drug Use Suspected	6	4	10	37.0%
DV Card Given	3	3	6	22.2%
PO in Effect	0	0	0	0.0%
Arrested	5	4	9	33.3%
None	6	3	9	33.3%

Victim Relationship to Offender	Totals	% of Total
Cohabitant	7	25.9%
Spouse	7	25.9%
Dating	4	14.8%
Child in Common	1	3.7%
Blood Relative	0	0.0%
Parent	2	7.4%
Child	0	0.0%
Former Spouse	1	3.7%
Former Dating	2	7.4%
Former Cohabitant	2	7.4%
Related by Marriage	0	0.0%

Victim Age Range	Male	Female	Total	% of Total
Under 18	0	0	0	0.0%
18-24	0	2	2	7.4%
25-34	1	4	5	18.5%
35-44	2	7	9	33.3%
45-54	2	2	4	14.8%
55-64	1	3	4	14.8%
65 over	3	0	3	11.1%
Unknown	0	0	0	0.0%
Total:	9	18	27	
				% of Total
				33.3%
				66.7%

Victim Race	Male	Female	Total	% of Total
White	5	15	20	74.1%
Black / African American	1	1	2	7.4%
Am Indian / Alaska Native	0	0	0	0.0%
Asian	0	0	0	0.0%
Hawaiian/Pac. Islander	0	0	0	0.0%
Unknown	3	2	5	18.5%
Total:	9	18	27	
				% of Total
				33.3%
				66.7%

Injuries	Victim Male	Victim Female	Total	% of Total
Minor	6	3	9	33.3%
Moderate	0	0	0	0.0%
No Visible	3	10	13	48.1%
Severe	0	0	0	0.0%

Medical Attention	Victim Male	Victim Female	Total	% of Total
1st Aid	1	0	1	3.7%
Hospital	0	0	0	0.0%
None	7	13	20	74.1%
Refused	1	4	5	18.5%

Other Conditions	Victim Male	Victim Female	Total	% of Total
Alcohol/Drug Use Suspected	2	2	4	14.8%
DV Card Given	7	7	14	51.9%
PO in Effect	0	0	0	0.0%
Arrested	0	1	1	3.7%
None	2	6	8	29.6%

Mitigating Circumstances for Primary Not Arrested	Male	Female	Total	% of Total
Aggressor undetermined	1	2	3	16.7%
Gone upon arrival	0	0	0	0.0%
No evidence of injury	6	2	8	44.4%
Not reported within 24 hours	3	0	3	16.7%
Other	3	1	4	22.2%
Unknown	0	0	0	0.0%
Total:	13	5	18	
				% of Total
				72.2%
				27.8%

Primary Aggressors	Male	Female	Total	% of Total
Arrested	5	5	10	45.5%
Not Arrested	8	4	12	54.5%
Total:	13	9	22	
				% of Total
				59.1%
				40.9%

Other Persons Involved	Male	Female	Total
Arrested	0	0	0

WASHOE COUNTY TOTAL CY 2017

Day of Month	Totals	% of Total
1st	121	3.6%
2nd	122	3.6%
3rd	108	3.2%
4th	140	4.2%
5th	114	3.4%
6th	120	3.6%
7th	94	2.8%
8th	100	3.0%
9th	112	3.3%
10th	122	3.6%
11th	108	3.2%
12th	88	2.6%
13th	82	2.4%
14th	122	3.6%
15th	99	2.9%
16th	129	3.8%
17th	109	3.2%
18th	120	3.6%
19th	104	3.1%
20th	108	3.2%
21st	120	3.6%
22nd	103	3.1%
23rd	120	3.6%
24th	109	3.2%
25th	103	3.1%
26th	101	3.0%
27th	86	2.6%
28th	107	3.2%
29th	100	3.0%
30th	109	3.2%
31st	78	2.3%
Total:	3,356	

Time of Day	Totals	% of Total
0000-0259	353	10.8%
0300-0559	188	5.7%
0600-0859	240	7.3%
0900-1159	364	11.1%
1200-1459	370	11.3%
1500-1759	510	15.6%
1800-2059	629	19.2%
2100-2359	618	18.9%
Total:	3,272	

Weapon Used	Totals	% of Total
Blunt Object	117	3.6%
Handgun	16	0.5%
Hands/Fist/Feet	2,223	68.5%
Knife/Cutting Inst	45	1.4%
Other Firearm	2	0.1%
Other Weapon	118	3.6%
Unknown	724	22.3%
Total:	3,245	

Number of Children Present	Totals	% of Total
ages 0-3	466	25.8%
ages 4-6	238	13.2%
ages 7-9	198	10.9%
ages 10-12	252	13.9%
ages 13-15	280	15.5%
ages 16-18	333	18.4%
age unknown	42	2.3%
Total:	1,809	

Offender Age Range	Male	Female	Total	% of Total
Under 18	131	107	238	7.5%
18-24	380	240	620	19.5%
25-34	636	304	940	29.5%
35-44	459	198	657	20.6%
45-54	302	157	459	14.4%
55-64	135	73	208	6.5%
65 over	36	19	55	1.7%
Unknown	3	2	5	0.2%
Total:	2,082	1,100	3,182	
				% of Total
				65.4%
				34.6%

Offender Race	Male	Female	Total	% of Total
White	1,633	907	2,540	79.6%
Black / African American	287	100	387	12.1%
Am Indian / Alaska Native	35	20	55	1.7%
Asian	41	33	74	2.3%
Hawaiian/Pac. Islander	32	9	41	1.3%
Unknown	63	29	92	2.9%
Total:	2,091	1,098	3,189	
				% of Total
				65.6%
				34.4%

Injuries	Offender Male	Offender Female	Total	% of Total
Minor	309	166	475	14.9%
Moderate	26	13	39	1.2%
No Visible	880	428	1,308	41.1%
Severe	6	4	10	0.3%

Medical Attention	Offender Male	Offender Female	Total	% of Total
1st Aid	192	45	237	7.4%
Hospital	45	23	68	2.1%
None	845	484	1,329	41.8%
Refused	261	163	424	13.3%

Other Conditions	Offender Male	Offender Female	Total	% of Total
Alcohol/Drug Use Suspected	829	309	1,138	35.8%
DV Card Given	1,162	630	1,792	56.3%
PO in Effect	6	3	9	0.3%
Arrested	507	251	758	23.8%
None	429	190	619	19.5%

Victim Relationship to Offender	Totals	% of Total
Cohabitant	902	24.3%
Spouse	466	12.6%
Dating	967	26.1%
Child in Common	396	10.7%
Blood Relative	266	7.2%
Parent	192	5.2%
Child	182	4.9%
Former Spouse	23	0.6%
Former Dating	222	6.0%
Former Cohabitant	44	1.2%
Related by Marriage	41	1.1%

Victim Age Range	Male	Female	Total	% of Total
Under 18	105	120	225	6.1%
18-24	215	492	707	19.1%
25-34	349	699	1,048	28.3%
35-44	229	501	730	19.7%
45-54	215	381	576	15.5%
55-64	120	174	294	7.9%
65 over	63	62	125	3.4%
Unknown	0	0	0	0.0%
Total:	1,296	2,409	3,705	
				% of Total
				35.0%
				65.0%

Victim Race	Male	Female	Total	% of Total
White	1,081	1,986	3,067	82.9%
Black / African American	142	204	346	9.4%
Am Indian / Alaska Native	16	48	64	1.7%
Asian	14	71	85	2.3%
Hawaiian/Pac. Islander	4	24	28	0.8%
Unknown	38	70	108	2.9%
Total:	1,295	2,403	3,698	
				% of Total
				35.0%
				65.0%

Injuries	Victim Male	Victim Female	Total	% of Total
Minor	375	747	1,122	30.3%
Moderate	57	127	184	5.0%
No Visible	369	746	1,115	30.1%
Severe	9	22	31	0.8%

Medical Attention	Victim Male	Victim Female	Total	% of Total
1st Aid	53	187	240	6.5%
Hospital	35	117	152	4.1%
None	473	773	1,246	33.6%
Refused	297	622	919	24.8%

Other Conditions	Victim Male	Victim Female	Total	% of Total
Alcohol/Drug Use Suspected	271	452	723	19.5%
DV Card Given	842	1,664	2,506	67.6%
PO in Effect	5	7	12	0.3%
Arrested	223	404	627	16.9%
None	83	63	146	3.8%

Mitigating Circumstances for Primary Not Arrested	Male	Female	Total	% of Total
Aggressor undetermined	425	319	744	32.2%
Gone upon arrival	442	114	556	24.1%
No evidence of injury	318	153	471	20.4%
Not reported within 24 hours	85	20	105	4.5%
Other	94	47	141	6.1%
Unknown	190	101	291	12.6%
Total:	1,554	754	2,308	
				% of Total
				67.3%
				32.7%

Primary Aggressors	Male	Female	Total	% of Total
Arrested	669	462	1,131	38.6%
Not Arrested	1,074	725	1,799	61.4%
Total:	1,743	1,187	2,930	
				% of Total
				59.5%
				40.5%

Other Persons Involved	Male	Female	Total
Arrested	11	3	14

RENO PD CY 2017

Day of Month	Totals	% of Total
1st	74	3.4%
2nd	72	3.3%
3rd	68	3.1%
4th	89	4.1%
5th	66	3.1%
6th	74	3.4%
7th	59	2.7%
8th	59	2.7%
9th	71	3.3%
10th	77	3.6%
11th	82	3.8%
12th	62	2.9%
13th	52	2.4%
14th	81	3.8%
15th	64	3.0%
16th	76	3.5%
17th	76	3.5%
18th	84	3.9%
19th	72	3.3%
20th	64	3.0%
21st	83	3.8%
22nd	79	3.7%
23rd	71	3.3%
24th	78	3.6%
25th	70	3.2%
26th	53	2.5%
27th	61	2.8%
28th	68	3.1%
29th	66	3.1%
30th	57	2.6%
31st	52	2.4%
Total:	2,160	

Time of Day	Totals	% of Total
0000-0259	245	11.3%
0300-0559	132	6.1%
0600-0859	173	8.0%
0900-1159	242	11.2%
1200-1459	252	11.7%
1500-1759	321	14.9%
1800-2059	397	18.4%
2100-2359	398	18.4%
Total:	2,160	

Weapon Used	Totals	% of Total
Blunt Object	57	2.6%
Handgun	6	0.3%
Hands/Fist/Feet	1,279	59.4%
Knife/Cutting Inst	28	1.3%
Other Firearm	2	0.1%
Other Weapon	69	3.2%
Unknown	711	33.0%
Total:	2,152	

Number of Children Present	Totals	% of Total
ages 0-3	269	23.4%
ages 4-6	137	11.9%
ages 7-9	97	8.4%
ages 10-12	141	12.3%
ages 13-15	204	17.8%
ages 16-18	277	24.1%
age unknown	24	2.1%
Total:	1,149	

Offender Age Range	Male	Female	Total	% of Total
Under 18	58	56	114	6.1%
18-24	210	150	360	19.4%
25-34	361	187	548	29.8%
35-44	266	133	399	21.5%
45-54	168	107	275	14.8%
55-64	78	51	129	7.0%
65 over	18	11	29	1.6%
Unknown	0	0	0	0.0%
Total:	1,159	695	1,854	
		% of Total	62.5%	37.5%

Offender Race	Male	Female	Total	% of Total
White	861	562	1,423	76.8%
Black / African American	193	73	266	14.3%
Am Indian / Alaska Native	23	8	31	1.7%
Asian	30	26	56	3.0%
Hawaiian/Pac. Islander	7	2	9	0.5%
Unknown	45	24	69	3.7%
Total:	1,159	695	1,854	
		% of Total	62.5%	37.5%

Injuries	Offender Male	Offender Female	Total	% of Total
Minor	99	71	170	9.2%
Moderate	14	8	22	1.2%
No/Visible	287	185	472	25.5%
Severe	6	4	10	0.5%

Medical Attention	Offender Male	Offender Female	Total	% of Total
1st Aid	19	13	32	1.7%
Hospital	20	14	34	1.8%
None	310	210	520	28.0%
Refused	120	98	218	11.8%

Other Conditions	Offender Male	Offender Female	Total	% of Total
Alcohol/Drug Use Suspected	459	191	650	35.1%
DV Card Given	1,047	527	1,574	84.9%
PO in Effect	4	3	7	0.4%
Arrested	392	215	607	32.7%
None	77	60	137	7.4%

Victim Relationship to Offender	Totals	% of Total
Cohabitant	707	30.2%
Spouse	252	10.8%
Dating	580	24.8%
Child in Common	284	12.1%
Blood Relative	123	5.3%
Parent	116	5.0%
Child	81	3.5%
Former Spouse	16	0.7%
Former Dating	154	6.6%
Former Cohabitant	39	1.7%
Related by Marriage	26	1.1%

Victim Age Range	Male	Female	Total	% of Total
Under 18	73	73	146	6.2%
18-24	133	316	449	19.2%
25-34	223	424	647	27.6%
35-44	150	319	469	20.0%
45-54	130	242	372	15.9%
55-64	79	108	187	8.0%
65 over	38	34	72	3.1%
Unknown	0	0	0	0.0%
Total:	826	1,516	2,342	
		% of Total	35.3%	64.7%

Victim Race	Male	Female	Total	% of Total
White	673	1,218	1,891	80.8%
Black / African American	99	153	252	10.8%
Am Indian / Alaska Native	9	27	36	1.5%
Asian	12	47	59	2.5%
Hawaiian/Pac. Islander	0	13	13	0.6%
Unknown	33	57	90	3.8%
Total:	826	1,516	2,342	
		% of Total	35.3%	64.7%

Injuries	Victim Male	Victim Female	Total	% of Total
Minor	146	344	490	20.9%
Moderate	35	79	114	4.9%
No/Visible	159	347	506	21.6%
Severe	4	16	20	0.9%

Medical Attention	Victim Male	Victim Female	Total	% of Total
1st Aid	26	69	95	4.1%
Hospital	14	66	80	3.4%
None	207	367	574	24.5%
Refused	137	326	463	19.8%

Other Conditions	Victim Male	Victim Female	Total	% of Total
Alcohol/Drug Use Suspected	156	287	443	18.9%
DV Card Given	492	1,003	1,495	63.8%
PO in Effect	2	4	6	0.3%
Arrested	221	403	624	26.6%
None	15	5	20	0.8%

Mitigating Circumstances for Primary Not Arrested	Male	Female	Total	% of Total
Aggressor undetermined	224	185	409	25.8%
Gone upon arrival	303	84	387	24.4%
No evidence of injury	228	130	358	22.6%
Not reported within 24 hours	45	10	55	3.5%
Other	61	35	96	6.0%
Unknown	183	99	282	17.8%
Total:	1,044	543	1,587	
		% of Total	65.8%	34.2%

Primary Aggressors	Male	Female	Total	% of Total
Arrested	548	278	826	34.3%
Not Arrested	1,044	538	1,582	65.7%
Total:	1,592	816	2,408	
		% of Total	66.1%	33.9%

Other Persons Involved	Male	Female	Total
Arrested	8	1	9

RENO-TAHOE AIRPORT AUTHORITY PD CY 2017

Day of Month	Totals	% of Total
1st	0	0.0%
2nd	1	25.0%
3rd	0	0.0%
4th	0	0.0%
5th	0	0.0%
6th	0	0.0%
7th	1	25.0%
8th	0	0.0%
9th	0	0.0%
10th	0	0.0%
11th	0	0.0%
12th	0	0.0%
13th	0	0.0%
14th	0	0.0%
15th	0	0.0%
16th	0	0.0%
17th	0	0.0%
18th	0	0.0%
19th	0	0.0%
20th	0	0.0%
21st	0	0.0%
22nd	0	0.0%
23rd	1	25.0%
24th	0	0.0%
25th	0	0.0%
26th	1	25.0%
27th	0	0.0%
28th	0	0.0%
29th	0	0.0%
30th	0	0.0%
31st	0	0.0%
Total:	4	

Time of Day	Totals	% of Total
0000-0259	0	0.0%
0300-0559	0	0.0%
0600-0859	2	50.0%
0900-1159	1	25.0%
1200-1459	0	0.0%
1500-1759	0	0.0%
1800-2059	0	0.0%
2100-2359	1	25.0%
Total:	4	

Weapon Used	Totals	% of Total
Blunt Object	0	0.0%
Handgun	0	0.0%
Hands/Fist/Feet	4	100.0%
Knife/Cutting Inst	0	0.0%
Other Firearm	0	0.0%
Other Weapon	0	0.0%
Unknown	0	0.0%
Total:	4	

Number of Children Present	Totals	% of Total
ages 0-3	0	0.0%
ages 4-6	0	0.0%
ages 7-9	0	0.0%
ages 10-12	0	0.0%
ages 13-15	0	0.0%
ages 16-18	0	0.0%
age unknown	0	0.0%
Total:	0	

Offender Age Range	Male	Female	Total	% of Total
Under 18	0	1	1	25.0%
18-24	1	1	2	50.0%
25-34	1	0	1	25.0%
35-44	0	0	0	0.0%
45-54	0	0	0	0.0%
55-64	0	0	0	0.0%
65 over	0	0	0	0.0%
Unknown	0	0	0	0.0%
Total:	2	2	4	

Offender Race	Male	Female	Total	% of Total
White	2	1	3	75.0%
Black / African American	0	0	0	0.0%
Am Indian / Alaska Native	0	1	1	25.0%
Asian	0	0	0	0.0%
Hawaiian/Pac. Islander	0	0	0	0.0%
Unknown	0	0	0	0.0%
Total:	2	2	4	

Injuries	Offender Male	Offender Female	Total	% of Total
Minor	0	0	0	0.0%
Moderate	0	0	0	0.0%
No Visible	2	1	3	75.0%
Severe	0	0	0	0.0%
Total:	2	1	3	

Medical Attention	Offender Male	Offender Female	Total	% of Total
1st Aid	0	0	0	0.0%
Hospital	0	0	0	0.0%
None	2	1	3	75.0%
Refused	0	0	0	0.0%
Total:	2	1	3	

Other Conditions	Offender Male	Offender Female	Total	% of Total
Alcohol/Drug Use Suspected	0	0	0	0.0%
DV Card Given	0	0	0	0.0%
PO in Effect	0	0	0	0.0%
Arrested	1	0	1	25.0%
None	1	1	2	50.0%
Total:	1	1	2	

Victim Relationship to Offender	Totals	% of Total
Cohabitant	1	25.0%
Spouse	0	0.0%
Dating	2	50.0%
Child in Common	0	0.0%
Blood Relative	0	0.0%
Parent	0	0.0%
Child	0	0.0%
Former Spouse	0	0.0%
Former Dating	0	0.0%
Former Cohabitant	0	0.0%
Related by Marriage	0	0.0%
Total:	3	

Victim Age Range	Male	Female	Total	% of Total
Under 18	0	0	0	0.0%
18-24	1	2	3	75.0%
25-34	0	0	0	0.0%
35-44	1	0	1	25.0%
45-54	0	0	0	0.0%
55-64	0	0	0	0.0%
65 over	0	0	0	0.0%
Unknown	0	0	0	0.0%
Total:	2	2	4	

Victim Race	Male	Female	Total	% of Total
White	1	2	3	75.0%
Black / African American	0	0	0	0.0%
Am Indian / Alaska Native	0	0	0	0.0%
Asian	0	0	0	0.0%
Hawaiian/Pac. Islander	0	0	0	0.0%
Unknown	1	0	1	25.0%
Total:	2	2	4	

Injuries	Victim Male	Victim Female	Total	% of Total
Minor	0	0	0	0.0%
Moderate	0	1	1	25.0%
No Visible	1	1	2	50.0%
Severe	0	0	0	0.0%
Total:	1	1	2	

Medical Attention	Victim Male	Victim Female	Total	% of Total
1st Aid	0	1	1	25.0%
Hospital	0	0	0	0.0%
None	0	1	1	25.0%
Refused	0	0	0	0.0%
Total:	0	1	1	

Other Conditions	Victim Male	Victim Female	Total	% of Total
Alcohol/Drug Use Suspected	0	0	0	0.0%
DV Card Given	1	0	1	25.0%
PO in Effect	0	0	0	0.0%
Arrested	0	0	0	0.0%
None	1	2	3	75.0%
Total:	1	2	3	

Mitigating Circumstances for Primary Not Arrested	Male	Female	Total	% of Total
Aggressor undetermined	1	0	1	20.0%
Gone upon arrival	1	1	2	40.0%
No evidence of injury	1	1	2	40.0%
Not reported within 24 hours	0	0	0	0.0%
Other	0	0	0	0.0%
Unknown	0	0	0	0.0%
Total:	3	2	5	

Primary Aggressors	Male	Female	Total	% of Total
Arrested	1	1	2	40.0%
Not Arrested	2	1	3	60.0%
Total:	3	2	5	

Other Persons Involved	Male	Female	Total	% of Total
Arrested	0	0	0	0.0%
Total:	0	0	0	

SPARKS PD CY 2017

Day of Month	Totals	% of Total
1st	43	4.5%
2nd	38	3.9%
3rd	28	2.9%
4th	39	4.0%
5th	41	4.3%
6th	35	3.6%
7th	30	3.1%
8th	29	3.0%
9th	32	3.3%
10th	42	4.4%
11th	22	2.3%
12th	22	2.3%
13th	26	2.7%
14th	27	2.8%
15th	32	3.3%
16th	40	4.2%
17th	26	2.7%
18th	32	3.3%
19th	27	2.8%
20th	32	3.3%
21st	28	2.9%
22nd	20	2.1%
23rd	35	3.6%
24th	28	2.9%
25th	26	2.7%
26th	36	3.7%
27th	22	2.3%
28th	34	3.5%
29th	32	3.3%
30th	44	4.6%
31st	15	1.6%
Total:	963	

Time of Day	Totals	% of Total
0000-0259	94	10.8%
0300-0559	50	5.7%
0600-0859	43	4.9%
0900-1159	89	10.2%
1200-1459	95	10.9%
1500-1759	149	17.1%
1800-2059	184	21.1%
2100-2359	168	19.3%
Total:	872	

Weapon Used	Totals	% of Total
Blunt Object	53	6.1%
Handgun	7	0.8%
Hands/Fist/Feet	749	86.9%
Knife/Cutting Inst	12	1.4%
Other Firearm	0	0.0%
Other Weapon	39	4.5%
Unknown	12	1.4%
Total:	872	

Number of Children Present	Totals	% of Total
ages 0-3	172	32.9%
ages 4-6	85	16.3%
ages 7-9	79	15.1%
ages 10-12	92	17.6%
ages 13-15	52	9.9%
ages 16-18	39	7.5%
age unknown	4	0.8%
Total:	523	

Offender Age Range	Male	Female	Total	% of Total
Under 18	57	33	90	8.3%
18-24	143	80	223	20.6%
25-34	229	98	327	30.1%
35-44	163	49	212	19.5%
45-54	101	42	143	13.2%
55-64	48	14	62	5.7%
65 over	16	7	23	2.1%
Unknown	3	2	5	0.5%
Total:	760	325	1,085	
				% of Total 30.0%

Offender Race	Male	Female	Total	% of Total
White	626	273	899	82.2%
Black / African American	85	25	110	10.1%
Am Indian / Alaska Native	10	9	19	1.7%
Asian	9	6	15	1.4%
Hawaiian/Pac. Islander	25	7	32	2.9%
Unknown	14	5	19	1.7%
Total:	769	325	1,094	
				% of Total 29.7%

Injuries	Offender Male	Offender Female	Total	% of Total
Minor	177	78	255	23.5%
Moderate	10	3	13	1.2%
No Visible	573	227	800	73.7%
Severe	0	0	0	0.0%

Medical Attention	Offender Male	Offender Female	Total	% of Total
1st Aid	164	25	189	17.4%
Hospital	18	4	22	2.0%
None	470	242	712	65.6%
Refused	108	54	162	14.9%

Other Conditions	Offender Male	Offender Female	Total	% of Total
Alcohol/Drug Use Suspected	313	100	413	38.1%
DV Card Given	96	100	196	18.1%
PO in Effect	0	0	0	0.0%
Arrested	109	34	143	13.2%
None	342	126	468	43.1%

Victim Relationship to Offender	Totals	% of Total
Cohabitant	138	12.4%
Spouse	159	14.3%
Dating	312	28.1%
Child in Common	83	7.5%
Blood Relative	112	10.1%
Parent	47	4.2%
Child	78	7.0%
Former Spouse	5	0.5%
Former Dating	55	5.0%
Former Cohabitant	4	0.4%
Related by Marriage	10	0.9%

Victim Age Range	Male	Female	Total	% of Total
Under 18	26	31	57	5.1%
18-24	66	151	217	19.6%
25-34	109	232	341	30.7%
35-44	60	145	205	18.5%
45-54	64	98	162	14.6%
55-64	37	51	88	7.9%
65 over	18	21	39	3.5%
Unknown	0	0	0	0.0%
Total:	380	729	1,109	
				% of Total 65.7%

Victim Race	Male	Female	Total	% of Total
White	325	626	951	85.8%
Black / African American	40	48	88	7.8%
Am Indian / Alaska Native	7	17	24	2.2%
Asian	2	20	22	2.0%
Hawaiian/Pac. Islander	4	11	15	1.4%
Unknown	2	6	8	0.7%
Total:	380	728	1,108	
				% of Total 65.7%

Injuries	Victim Male	Victim Female	Total	% of Total
Minor	185	328	513	46.3%
Moderate	12	31	43	3.9%
No Visible	203	368	571	51.5%
Severe	5	2	7	0.6%

Medical Attention	Victim Male	Victim Female	Total	% of Total
1st Aid	18	85	103	9.3%
Hospital	17	36	53	4.8%
None	237	364	601	54.2%
Refused	133	243	376	33.9%

Other Conditions	Victim Male	Victim Female	Total	% of Total
Alcohol/Drug Use Suspected	99	136	235	21.2%
DV Card Given	316	598	914	82.4%
PO in Effect	2	1	3	0.3%
Arrested	2	1	3	0.3%
None	62	47	109	9.8%

Mitigating Circumstances for Primary Not Arrested	Male	Female	Total	% of Total
Aggressor undetermined	197	133	330	48.2%
Gone upon arrival	127	28	155	22.7%
No evidence of injury	88	21	109	15.9%
Not reported within 24 hours	37	7	44	6.4%
Other	33	10	43	6.3%
Unknown	3	0	3	0.4%
Total:	485	199	684	
				% of Total 29.1%

Primary Aggressors	Male	Female	Total	% of Total
Arrested	1	125	126	41.6%
Not Arrested	0	177	177	58.4%
Total:	1	302	303	
				% of Total 99.7%

Other Persons Involved	Male	Female	Total
Arrested	3	2	5

UNR PD CY 2017

Day of Month	Totals	% of Total
1st	0	0.0%
2nd	0	0.0%
3rd	0	0.0%
4th	1	25.0%
5th	0	0.0%
6th	0	0.0%
7th	0	0.0%
8th	0	0.0%
9th	1	25.0%
10th	0	0.0%
11th	0	0.0%
12th	0	0.0%
13th	0	0.0%
14th	0	0.0%
15th	0	0.0%
16th	0	0.0%
17th	0	0.0%
18th	0	0.0%
19th	0	0.0%
20th	0	0.0%
21st	0	0.0%
22nd	0	0.0%
23rd	0	0.0%
24th	1	25.0%
25th	0	0.0%
26th	1	25.0%
27th	0	0.0%
28th	0	0.0%
29th	0	0.0%
30th	0	0.0%
31st	0	0.0%
Total:	4	

Time of Day	Totals	% of Total
0000-0259	1	25.0%
0300-0559	0	0.0%
0600-0859	0	0.0%
0900-1159	0	0.0%
1200-1459	1	25.0%
1500-1759	2	50.0%
1800-2059	0	0.0%
2100-2359	0	0.0%
Total:	4	

Weapon Used	Totals	% of Total
Blunt Object	0	0.0%
Handgun	0	0.0%
Hands/Fist/Feet	4	100.0%
Knife/Cutting Inst	0	0.0%
Other Firearm	0	0.0%
Other Weapon	0	0.0%
Unknown	0	0.0%
Total:	4	

Number of Children Present	Totals	% of Total
ages 0-3	0	0.0%
ages 4-6	0	0.0%
ages 7-9	0	0.0%
ages 10-12	0	0.0%
ages 13-15	0	0.0%
ages 16-18	0	0.0%
age unknown	0	0.0%
Total:	0	

Offender Age Range	Male	Female	Total	% of Total
Under 18	1	0	1	25.0%
18-24	1	0	1	25.0%
25-34	1	0	1	25.0%
35-44	0	0	0	0.0%
45-54	1	0	1	25.0%
55-64	0	0	0	0.0%
65 over	0	0	0	0.0%
Unknown	0	0	0	0.0%
Total:	4	0	4	

Offender Race	Male	Female	Total	% of Total
White	3	0	3	75.0%
Black / African American	1	0	1	25.0%
Am Indian / Alaska Native	0	0	0	0.0%
Asian	0	0	0	0.0%
Hawaiian/Pac. Islander	0	0	0	0.0%
Unknown	0	0	0	0.0%
Total:	4	0	4	

Injuries	Offender Male	Offender Female	Total	% of Total
Minor	1	0	1	25.0%
Moderate	0	0	0	0.0%
No Visible	1	0	1	25.0%
Severe	0	0	0	0.0%

Medical Attention	Offender Male	Offender Female	Total	% of Total
1st Aid	1	0	1	25.0%
Hospital	0	0	0	0.0%
None	1	0	1	25.0%
Refused	0	0	0	0.0%

Other Conditions	Offender Male	Offender Female	Total	% of Total
Alcohol/Drug Use Suspected	2	0	2	50.0%
DV Card Given	0	0	0	0.0%
PO in Effect	0	0	0	0.0%
Arrested	4	0	4	100.0%
None	0	0	0	0.0%

Victim Relationship to Offender	Totals	% of Total
Cohabitant	1	25.0%
Spouse	1	25.0%
Dating	0	0.0%
Child in Common	0	0.0%
Blood Relative	1	25.0%
Parent	0	0.0%
Child	0	0.0%
Former Spouse	0	0.0%
Former Dating	0	0.0%
Former Cohabitant	0	0.0%
Related by Marriage	1	25.0%

Victim Age Range	Male	Female	Total	% of Total
Under 18	0	0	0	0.0%
18-24	1	1	2	50.0%
25-34	0	0	0	0.0%
35-44	1	1	2	50.0%
45-54	0	0	0	0.0%
55-64	0	0	0	0.0%
65 over	0	0	0	0.0%
Unknown	0	0	0	0.0%
Total:	2	2	4	

Victim Race	Male	Female	Total	% of Total
White	2	1	3	75.0%
Black / African American	0	1	1	25.0%
Am Indian / Alaska Native	0	0	0	0.0%
Asian	0	0	0	0.0%
Hawaiian/Pac. Islander	0	0	0	0.0%
Unknown	0	0	0	0.0%
Total:	2	2	4	

Injuries	Victim Male	Victim Female	Total	% of Total
Minor	0	0	0	0.0%
Moderate	2	0	2	50.0%
No Visible	0	2	2	50.0%
Severe	0	0	0	0.0%

Medical Attention	Victim Male	Victim Female	Total	% of Total
1st Aid	1	0	1	25.0%
Hospital	1	0	1	25.0%
None	0	1	1	25.0%
Refused	0	1	1	25.0%

Other Conditions	Victim Male	Victim Female	Total	% of Total
Alcohol/Drug Use Suspected	0	1	1	25.0%
DV Card Given	1	1	2	50.0%
PO in Effect	0	0	0	0.0%
Arrested	0	0	0	0.0%
None	0	1	1	25.0%

Mitigating Circumstances for Primary Not Arrested	Male	Female	Total	% of Total
Aggressor undetermined	0	0	0	0.0%
Gone upon arrival	0	0	0	0.0%
No evidence of injury	0	0	0	0.0%
Not reported within 24 hours	0	0	0	0.0%
Other	0	0	0	0.0%
Unknown	0	0	0	0.0%
Total:	0	0	0	

Primary Aggressors	Male	Female	Total	% of Total
Arrested	4	0	4	100.0%
Not Arrested	0	0	0	0.0%
Total:	4	0	4	

Other Persons Involved	Male	Female	Total	% of Total
Arrested	0	0	0	0.0%

WASHOE COUNTY SD PD CY 2017

Day of Month	Totals	% of Total
1st	0	0.0%
2nd	1	12.5%
3rd	0	0.0%
4th	0	0.0%
5th	1	12.5%
6th	1	12.5%
7th	0	0.0%
8th	1	12.5%
9th	0	0.0%
10th	0	0.0%
11th	0	0.0%
12th	0	0.0%
13th	0	0.0%
14th	1	12.5%
15th	0	0.0%
16th	1	12.5%
17th	0	0.0%
18th	0	0.0%
19th	0	0.0%
20th	1	12.5%
21st	0	0.0%
22nd	0	0.0%
23rd	0	0.0%
24th	0	0.0%
25th	0	0.0%
26th	0	0.0%
27th	0	0.0%
28th	0	0.0%
29th	0	0.0%
30th	1	12.5%
31st	0	0.0%
Total:	8	

Time of Day	Totals	% of Total
0000-0259	0	0.0%
0300-0559	0	0.0%
0600-0859	1	12.5%
0900-1159	5	62.5%
1200-1459	1	12.5%
1500-1759	1	12.5%
1800-2059	0	0.0%
2100-2359	0	0.0%
Total:	8	

Weapon Used	Totals	% of Total
Blunt Object	0	0.0%
Handgun	0	0.0%
Hands/Fist/Feet	8	88.9%
Knife/Cutting Inst	0	0.0%
Other Firearm	0	0.0%
Other Weapon	0	0.0%
Unknown	1	11.1%
Total:	9	

Number of Children Present	Totals	% of Total
ages 0-3	0	0.0%
ages 4-6	0	0.0%
ages 7-9	1	33.3%
ages 10-12	0	0.0%
ages 13-15	1	33.3%
ages 16-18	1	33.3%
age unknown	0	0.0%
Total:	3	

Offender Age Range	Male	Female	Total	% of Total
Under 18	2	6	8	88.9%
18-24	0	0	0	0.0%
25-34	0	0	0	0.0%
35-44	0	0	0	0.0%
45-54	0	0	0	0.0%
55-64	0	1	1	11.1%
65 over	0	0	0	0.0%
Unknown	0	0	0	0.0%
Total:	2	7	9	

Offender Race	Male	Female	Total	% of Total
White	1	7	8	88.9%
Black / African American	1	0	1	11.1%
Am Indian / Alaska Native	0	0	0	0.0%
Asian	0	0	0	0.0%
Hawaiian/Pac. Islander	0	0	0	0.0%
Unknown	0	0	0	0.0%
Total:	2	7	9	

Injuries	Offender Male	Offender Female	Total	% of Total
Minor	0	1	1	11.1%
Moderate	0	0	0	0.0%
No Visible	1	6	7	77.8%
Severe	0	0	0	0.0%

Medical Attention	Offender Male	Offender Female	Total	% of Total
1st Aid	0	0	0	0.0%
Hospital	0	0	0	0.0%
None	1	4	5	55.6%
Refused	0	0	0	0.0%

Other Conditions	Offender Male	Offender Female	Total	% of Total
Alcohol/Drug Use Suspected	0	0	0	0.0%
DV Card Given	0	0	0	0.0%
PO in Effect	0	0	0	0.0%
Arrested	1	2	3	33.3%
None	0	0	0	0.0%

Victim Relationship to Offender	Totals	% of Total
Cohabitant	0	0.0%
Spouse	0	0.0%
Dating	2	22.2%
Child in Common	1	11.1%
Blood Relative	3	33.3%
Parent	1	11.1%
Child	0	0.0%
Former Spouse	0	0.0%
Former Dating	2	22.2%
Former Cohabitant	0	0.0%
Related by Marriage	0	0.0%

Victim Age Range	Male	Female	Total	% of Total
Under 18	1	6	7	77.8%
18-24	0	0	0	0.0%
25-34	0	0	0	0.0%
35-44	1	0	1	11.1%
45-54	0	1	1	11.1%
55-64	0	0	0	0.0%
65 over	0	0	0	0.0%
Unknown	0	0	0	0.0%
Total:	2	7	9	

Victim Race	Male	Female	Total	% of Total
White	2	7	9	100.0%
Black / African American	0	0	0	0.0%
Am Indian / Alaska Native	0	0	0	0.0%
Asian	0	0	0	0.0%
Hawaiian/Pac. Islander	0	0	0	0.0%
Unknown	0	0	0	0.0%
Total:	2	7	9	

Injuries	Victim Male	Victim Female	Total	% of Total
Minor	0	4	4	44.4%
Moderate	0	1	1	11.1%
No Visible	2	2	4	44.4%
Severe	0	0	0	0.0%

Medical Attention	Victim Male	Victim Female	Total	% of Total
1st Aid	0	2	2	22.2%
Hospital	0	0	0	0.0%
None	2	5	7	77.8%
Refused	0	0	0	0.0%

Other Conditions	Victim Male	Victim Female	Total	% of Total
Alcohol/Drug Use Suspected	0	0	0	0.0%
DV Card Given	0	1	1	11.1%
PO in Effect	0	0	0	0.0%
Arrested	0	0	0	0.0%
None	1	0	1	11.1%

Mitigating Circumstances for Primary Not Arrested	Male	Female	Total	% of Total
Aggressor undetermined	0	0	0	0.0%
Gone upon arrival	0	0	0	0.0%
No evidence of injury	0	0	0	0.0%
Not reported within 24 hours	0	0	0	0.0%
Other	0	1	1	100.0%
Unknown	0	0	0	0.0%
Total:	0	1	1	

Primary Aggressors	Male	Female	Total	% of Total
Arrested	2	6	8	100.0%
Not Arrested	0	0	0	0.0%
Total:	2	6	8	

Other Persons Involved	Male	Female	Total	% of Total
Arrested	0	0	0	0.0%
Total:	0	0	0	

WASHOE COUNTY SO CY 2017

Day of Month	Totals	% of Total
1st	4	1.8%
2nd	10	4.6%
3rd	12	5.5%
4th	11	5.0%
5th	6	2.7%
6th	10	4.6%
7th	4	1.8%
8th	11	5.0%
9th	8	3.7%
10th	3	1.4%
11th	4	1.8%
12th	4	1.8%
13th	4	1.8%
14th	13	5.9%
15th	3	1.4%
16th	12	5.5%
17th	7	3.2%
18th	4	1.8%
19th	5	2.3%
20th	11	5.0%
21st	9	4.1%
22nd	4	1.8%
23rd	6	2.7%
24th	9	4.1%
25th	7	3.2%
26th	10	4.6%
27th	3	1.4%
28th	5	2.3%
29th	2	0.9%
30th	7	3.2%
31st	11	5.0%
Total:	219	

Time of Day	Totals	% of Total
0000-0259	13	5.8%
0300-0559	6	2.7%
0600-0859	21	9.4%
0900-1159	27	12.1%
1200-1459	21	9.4%
1500-1759	37	16.5%
1800-2059	48	21.4%
2100-2359	51	22.8%
Total:	224	

Weapon Used	Totals	% of Total
Blunt Object	7	3.4%
Handgun	3	1.5%
Hands/Fist/Feet	179	87.7%
Knife/Cutting Inst	5	2.5%
Other Firearm	0	0.0%
Other Weapon	10	4.9%
Unknown	0	0.0%
Total:	204	

Number of Children Present	Totals	% of Total
ages 0-3	25	18.7%
ages 4-6	16	11.9%
ages 7-9	21	15.7%
ages 10-12	19	14.2%
ages 13-15	23	17.2%
ages 16-18	16	11.9%
age unknown	14	10.4%
Total:	134	

Offender Age Range	Male	Female	Total	% of Total
Under 18	13	11	24	10.6%
18-24	25	9	34	15.0%
25-34	44	19	63	27.9%
35-44	30	16	46	20.5%
45-54	32	8	40	17.7%
55-64	9	7	16	7.1%
65 over	2	1	3	1.3%
Unknown	0	0	0	0.0%
Total:	155	71	226	
				% of Total 31.4%

Offender Race	Male	Female	Total	% of Total
White	140	64	204	91.1%
Black / African American	7	2	9	4.0%
Am Indian / Alaska Native	2	2	4	1.8%
Asian	2	1	3	1.3%
Hawaiian/Pac. Islander	0	0	0	0.0%
Unknown	4	0	4	1.8%
Total:	155	69	224	
				% of Total 30.8%

Injuries	Offender Male	Offender Female	Total	% of Total
Minor	32	16	48	21.2%
Moderate	2	2	4	1.8%
No/Visible	16	9	25	11.1%
Severe	0	0	0	0.0%

Medical Attention	Offender Male	Offender Female	Total	% of Total
1st Aid	8	7	15	6.6%
Hospital	7	5	12	5.3%
None	61	27	88	38.9%
Refused	33	11	44	19.5%

Other Conditions	Offender Male	Offender Female	Total	% of Total
Alcohol/Drug Use Suspected	55	18	73	32.3%
DV Card Given	19	3	22	9.7%
PO in Effect	2	0	2	0.9%
Arrested	0	0	0	0.0%
None	9	3	12	5.3%

Victim Relationship to Offender	Totals	% of Total
Cohabitant	55	23.2%
Spouse	54	22.8%
Dating	71	30.0%
Child in Common	28	11.8%
Blood Relative	27	11.4%
Parent	28	11.8%
Child	23	9.7%
Former Spouse	2	0.8%
Former Dating	11	4.6%
Former Cohabitant	1	0.4%
Related by Marriage	4	1.7%

Victim Age Range	Male	Female	Total	% of Total
Under 18	5	10	15	6.3%
18-24	14	22	36	15.2%
25-34	17	43	60	25.3%
35-44	16	36	52	21.9%
45-54	21	20	41	17.3%
55-64	4	15	19	8.0%
65 over	7	7	14	5.9%
Unknown	0	0	0	0.0%
Total:	84	153	237	
				% of Total 64.6%

Victim Race	Male	Female	Total	% of Total
White	78	132	210	90.5%
Black / African American	3	2	5	2.2%
Am Indian / Alaska Native	0	4	4	1.7%
Asian	0	4	4	1.7%
Hawaiian/Pac. Islander	0	0	0	0.0%
Unknown	2	7	9	3.9%
Total:	83	149	232	
				% of Total 64.2%

Injuries	Victim Male	Victim Female	Total	% of Total
Minor	44	71	115	48.5%
Moderate	8	15	23	9.7%
No/Visible	4	26	30	12.7%
Severe	0	4	4	1.7%

Medical Attention	Victim Male	Victim Female	Total	% of Total
1st Aid	8	30	38	16.0%
Hospital	3	15	18	7.6%
None	27	35	62	26.2%
Refused	27	52	79	33.3%

Other Conditions	Victim Male	Victim Female	Total	% of Total
Alcohol/Drug Use Suspected	16	28	44	18.6%
DV Card Given	32	61	93	39.2%
PO in Effect	1	2	3	1.3%
Arrested	0	0	0	0.0%
None	4	8	12	5.1%

Mitigating Circumstances for Primary Not Arrested	Male	Female	Total	% of Total
Aggressor undetermined	3	1	4	12.9%
Gone upon arrival	11	1	12	38.7%
No evidence of injury	1	1	2	6.5%
Not reported within 24 hours	3	3	6	19.4%
Other	0	1	1	3.2%
Unknown	4	2	6	19.4%
Total:	22	9	31	
				% of Total 29.0%

Primary Aggressors	Male	Female	Total	% of Total
Arrested	113	52	165	81.7%
Not Arrested	28	9	37	18.3%
Total:	141	61	202	
				% of Total 30.2%

Other Persons Involved	Male	Female	Total
Arrested	0	0	0

RENO MUNI COURT CY 2017

Day of Month	Totals	% of Total
1st	0	0
2nd	0	0
3rd	0	0
4th	0	0
5th	0	0
6th	0	0
7th	0	0
8th	0	0
9th	0	0
10th	0	0
11th	0	0
12th	0	0
13th	0	0
14th	0	0
15th	0	0
16th	0	0
17th	0	0
18th	0	0
19th	0	0
20th	0	0
21st	0	0
22nd	0	0
23rd	0	0
24th	0	0
25th	0	0
26th	0	0
27th	0	0
28th	0	0
29th	0	0
30th	0	0
31st	0	0
Total:	0	

Time of Day	Totals	% of Total
0000-0259	0	0
0300-0559	0	0
0600-0859	0	0
0900-1159	0	0
1200-1459	0	0
1500-1759	0	0
1800-2059	0	0
2100-2359	0	0
Total:	0	

Weapon Used	Totals	% of Total
Blunt Object	0	0
Handgun	0	0
Hands/Fist/Feet	0	0
Knife/Cutting Inst	0	0
Other Firearm	0	0
Other Weapon	0	0
Unknown	0	0
Total:	0	

Number of Children Present	Totals	% of Total
ages 0-3	0	0
ages 4-6	0	0
ages 7-9	0	0
ages 10-12	0	0
ages 13-15	0	0
ages 16-18	0	0
age unknown	0	0
Total:	0	

Offender Age Range	Male	Female	Total	% of Total
Under 18	0	0	0	0
18-24	0	0	0	0
25-34	0	0	0	0
35-44	0	0	0	0
45-54	0	0	0	0
55-64	0	0	0	0
65 over	0	0	0	0
Unknown	0	0	0	0
Total:	0	0	0	

Offender Race	Male	Female	Total	% of Total
White	0	0	0	0
Black / African American	0	0	0	0
Am Indian / Alaska Native	0	0	0	0
Asian	0	0	0	0
Hawaiian/Pac. Islander	0	0	0	0
Unknown	0	0	0	0
Total:	0	0	0	

Injuries	Offender Male	Offender Female	Total	% of Total
Minor	0	0	0	0
Moderate	0	0	0	0
No Visible	0	0	0	0
Severe	0	0	0	0

Medical Attention	Offender Male	Offender Female	Total	% of Total
1st Aid	0	0	0	0
Hospital	0	0	0	0
None	0	0	0	0
Refused	0	0	0	0

Other Conditions	Offender Male	Offender Female	Total	% of Total
Alcohol/Drug Use Suspected	0	0	0	0
DV Card Given	0	0	0	0
PO in Effect	0	0	0	0
Arrested	0	0	0	0
None	0	0	0	0

Victim Relationship to Offender	Totals	% of Total
Cohabitant	0	0
Spouse	0	0
Dating	0	0
Child in Common	0	0
Blood Relative	0	0
Parent	0	0
Child	0	0
Former Spouse	0	0
Former Dating	0	0
Former Cohabitant	0	0
Related by Marriage	0	0

Victim Age Range	Male	Female	Total	% of Total
Under 18	0	0	0	0
18-24	0	0	0	0
25-34	0	0	0	0
35-44	0	0	0	0
45-54	0	0	0	0
55-64	0	0	0	0
65 over	0	0	0	0
Unknown	0	0	0	0
Total:	0	0	0	

Victim Race	Male	Female	Total	% of Total
White	0	0	0	0
Black / African American	0	0	0	0
Am Indian / Alaska Native	0	0	0	0
Asian	0	0	0	0
Hawaiian/Pac. Islander	0	0	0	0
Unknown	0	0	0	0
Total:	0	0	0	

Injuries	Victim Male	Victim Female	Total	% of Total
Minor	0	0	0	0
Moderate	0	0	0	0
No Visible	0	0	0	0
Severe	0	0	0	0

Medical Attention	Victim Male	Victim Female	Total	% of Total
1st Aid	0	0	0	0
Hospital	0	0	0	0
None	0	0	0	0
Refused	0	0	0	0

Other Conditions	Victim Male	Victim Female	Total	% of Total
Alcohol/Drug Use Suspected	0	0	0	0
DV Card Given	0	0	0	0
PO in Effect	0	0	0	0
Arrested	0	0	0	0
None	0	0	0	0

Mitigating Circumstances for Primary Not Arrested	Male	Female	Total	% of Total
Aggressor undetermined	0	0	0	0
Gone upon arrival	0	0	0	0
No evidence of injury	0	0	0	0
Not reported within 24 hours	0	0	0	0
Other	0	0	0	0
Unknown	0	0	0	0
Total:	0	0	0	

Primary Aggressors	Male	Female	Total	% of Total
Arrested	0	0	0	0
Not Arrested	0	0	0	0
Total:	0	0	0	

Other Persons Involved	Male	Female	Total	% of Total
Arrested	0	0	0	0

WHITE PINE CO SO CY 2017

Day of Month	Totals	% of Total
1st	9	5.8%
2nd	7	4.5%
3rd	11	7.1%
4th	8	5.1%
5th	3	1.9%
6th	8	5.1%
7th	3	1.9%
8th	1	0.6%
9th	4	2.6%
10th	6	3.8%
11th	7	4.5%
12th	7	4.5%
13th	8	5.1%
14th	5	3.2%
15th	4	2.6%
16th	2	1.3%
17th	7	4.5%
18th	1	0.6%
19th	6	3.8%
20th	6	3.8%
21st	6	3.8%
22nd	4	2.6%
23rd	7	4.5%
24th	6	3.8%
25th	3	1.9%
26th	4	2.6%
27th	1	0.6%
28th	4	2.6%
29th	2	1.3%
30th	4	2.6%
31st	2	1.3%
Total:	156	

Time of Day	Totals	% of Total
0000-0259	11	7.7%
0300-0559	5	3.5%
0600-0859	7	4.9%
0900-1159	19	13.3%
1200-1459	26	18.2%
1500-1759	21	14.7%
1800-2059	34	23.8%
2100-2359	20	14.0%
Total:	143	

Weapon Used	Totals	% of Total
Blunt Object	4	4.0%
Handgun	1	1.0%
Hands/Fist/Feet	83	83.8%
Knife/Cutting Inst	1	1.0%
Other Firearm	1	1.0%
Other Weapon	2	2.0%
Unknown	7	7.1%
Total:	99	

Number of Children Present	Totals	% of Total
ages 0-3	16	33.3%
ages 4-6	4	8.3%
ages 7-9	5	10.4%
ages 10-12	4	8.3%
ages 13-15	12	25.0%
ages 16-18	7	14.6%
age unknown	0	0.0%
Total:	48	

Offender Age Range	Male	Female	Total	% of Total
Under 18	6	5	11	8.2%
18-24	8	6	14	10.4%
25-34	32	19	51	38.1%
35-44	18	6	24	17.9%
45-54	8	2	10	7.5%
55-64	15	6	21	15.7%
65 over	2	1	3	2.2%
Unknown	0	0	0	0.0%
Total:	89	45	134	
				% of Total
				66.4%
				33.6%

Offender Race	Male	Female	Total	% of Total
White	71	43	114	85.1%
Black / African American	4	0	4	3.0%
Am Indian / Alaska Native	12	1	13	9.7%
Asian	0	1	1	0.7%
Hawaiian/Pac. Islander	2	0	2	1.5%
Unknown	0	0	0	0.0%
Total:	89	45	134	
				% of Total
				66.4%
				33.6%

Injuries	Offender Male	Offender Female	Total	% of Total
Minor	7	6	13	9.7%
Moderate	1	0	1	0.7%
No Visible	81	38	119	88.8%
Severe	0	1	1	0.7%

Medical Attention	Offender Male	Offender Female	Total	% of Total
1st Aid	0	0	0	0.0%
Hospital	2	2	4	3.0%
None	85	39	124	92.5%
Refused	2	4	6	4.5%

Other Conditions	Offender Male	Offender Female	Total	% of Total
Alcohol/Drug Use Suspected	17	5	22	16.4%
DV Card Given	0	0	0	0.0%
PO in Effect	2	0	2	1.5%
Arrested	24	11	35	26.1%
None	44	31	75	56.0%

Victim Relationship to Offender	Totals	% of Total
Cohabitant	3	2.4%
Spouse	19	15.2%
Dating	45	36.0%
Child in Common	23	18.4%
Blood Relative	11	8.8%
Parent	13	10.4%
Child	5	4.0%
Former Spouse	3	2.4%
Former Dating	7	5.6%
Former Cohabitant	1	0.8%
Related by Marriage	2	1.6%

Victim Age Range	Male	Female	Total	% of Total
Under 18	3	8	11	8.8%
18-24	7	12	19	15.2%
25-34	12	23	35	28.0%
35-44	9	14	23	18.4%
45-54	2	14	16	12.8%
55-64	5	11	16	12.8%
65 over	4	1	5	4.0%
Unknown	0	0	0	0.0%
Total:	42	83	125	
				% of Total
				66.4%
				33.6%

Victim Race	Male	Female	Total	% of Total
White	36	80	116	92.8%
Black / African American	1	0	1	0.8%
Am Indian / Alaska Native	5	2	7	5.6%
Asian	0	1	1	0.8%
Hawaiian/Pac. Islander	0	0	0	0.0%
Unknown	0	0	0	0.0%
Total:	42	83	125	
				% of Total
				66.4%
				33.6%

Injuries	Victim Male	Victim Female	Total	% of Total
Minor	12	19	31	24.8%
Moderate	2	2	4	3.2%
No Visible	28	61	89	71.2%
Severe	0	1	1	0.8%

Medical Attention	Victim Male	Victim Female	Total	% of Total
1st Aid	0	0	0	0.0%
Hospital	1	7	8	6.4%
None	36	67	103	82.4%
Refused	5	9	14	11.2%

Other Conditions	Victim Male	Victim Female	Total	% of Total
Alcohol/Drug Use Suspected	5	4	9	7.2%
DV Card Given	5	9	14	11.2%
PO in Effect	0	2	2	1.6%
Arrested	1	1	2	1.6%
None	30	54	84	67.2%

Mitigating Circumstances for Primary Not Arrested	Male	Female	Total	% of Total
Aggressor undetermined	5	8	13	13.5%
Gone upon arrival	8	3	11	11.5%
No evidence of injury	3	7	10	10.4%
Not reported within 24 hours	1	3	4	4.6%
Other	29	18	47	49.0%
Unknown	1	0	1	1.0%
Total:	57	39	96	
				% of Total
				40.6%
				59.4%

Primary Aggressors	Male	Female	Total	% of Total
Arrested	32	11	43	32.3%
Not Arrested	57	33	90	67.7%
Total:	89	44	133	
				% of Total
				33.1%
				66.9%

Other Persons Involved	Male	Female	Total
Arrested	0	1	1

STATEWIDE AGENCIES TOTAL CY 2017

Day of Month	Totals	% of Total
1st	1	5.3%
2nd	0	0.0%
3rd	0	0.0%
4th	0	0.0%
5th	1	5.3%
6th	0	0.0%
7th	4	21.1%
8th	1	5.3%
9th	1	5.3%
10th	0	0.0%
11th	0	0.0%
12th	0	0.0%
13th	0	0.0%
14th	3	15.8%
15th	0	0.0%
16th	0	0.0%
17th	0	0.0%
18th	0	0.0%
19th	1	5.3%
20th	1	5.3%
21st	0	0.0%
22nd	0	0.0%
23rd	0	0.0%
24th	0	0.0%
25th	1	5.3%
26th	0	0.0%
27th	5	26.3%
28th	0	0.0%
29th	0	0.0%
30th	0	0.0%
31st	0	0.0%
Total:	19	

Time of Day	Totals	% of Total
0000-0259	1	8.3%
0300-0559	0	0.0%
0600-0859	1	8.3%
0900-1159	4	33.3%
1200-1459	1	8.3%
1500-1759	2	16.7%
1800-2059	1	8.3%
2100-2359	2	16.7%
Total:	12	

Weapon Used	Totals	% of Total
Blunt Object	0	0.0%
Handgun	2	16.7%
Hands/Fist/Feet	9	75.0%
Knife/Cutting Inst	1	8.3%
Other Firearm	0	0.0%
Other Weapon	0	0.0%
Unknown	0	0.0%
Total:	12	

Number of Children Present	Totals	% of Total
ages 0-3	3	33.3%
ages 4-6	0	0.0%
ages 7-9	0	0.0%
ages 10-12	0	0.0%
ages 13-15	4	44.4%
ages 16-18	2	22.2%
age unknown	0	0.0%
Total:	9	

Offender Age Range	Male	Female	Total	% of Total
Under 18	1	0	1	8.3%
18-24	1	0	1	8.3%
25-34	3	0	3	25.0%
35-44	5	1	6	50.0%
45-54	1	0	1	8.3%
55-64	0	0	0	0.0%
65 over	0	0	0	0.0%
Unknown	0	0	0	0.0%
Total:	11	1	12	

Offender Race	Male	Female	Total	% of Total
White	7	1	8	66.7%
Black / African American	2	0	2	16.7%
Am Indian / Alaska Native	0	0	0	0.0%
Asian	1	0	1	8.3%
Hawaiian/Pac. Islander	0	0	0	0.0%
Unknown	1	0	1	8.3%
Total:	11	1	12	

Injuries	Offender Male	Offender Female	Total	% of Total
Minor	3	1	4	33.3%
Moderate	2	0	2	16.7%
No Visible	6	0	6	50.0%
Severe	0	0	0	0.0%

Medical Attention	Offender Male	Offender Female	Total	% of Total
1st Aid	2	0	2	16.7%
Hospital	1	0	1	8.3%
None	8	1	9	75.0%
Refused	0	0	0	0.0%

Other Conditions	Offender Male	Offender Female	Total	% of Total
Alcohol/Drug Use Suspected	2	1	3	25.0%
DV Card Given	0	0	0	0.0%
PO in Effect	0	0	0	0.0%
Arrested	7	1	8	66.7%
None	1	0	1	8.3%

Victim Relationship to Offender	Totals	% of Total
Cohabitant	2	14.3%
Spouse	2	14.3%
Dating	3	21.4%
Child in Common	2	14.3%
Blood Relative	1	7.1%
Parent	1	7.1%
Child	1	7.1%
Former Spouse	0	0.0%
Former Dating	0	0.0%
Former Cohabitant	0	0.0%
Related by Marriage	0	0.0%

Victim Age Range	Male	Female	Total	% of Total
Under 18	1	1	2	14.3%
18-24	0	2	2	14.3%
25-34	1	5	6	42.9%
35-44	1	0	1	7.1%
45-54	0	2	2	14.3%
55-64	0	0	0	0.0%
65 over	0	1	1	7.1%
Unknown	0	0	0	0.0%
Total:	3	11	14	

Victim Race	Male	Female	Total	% of Total
White	3	8	11	78.6%
Black / African American	0	1	1	7.1%
Am Indian / Alaska Native	0	0	0	0.0%
Asian	0	0	0	0.0%
Hawaiian/Pac. Islander	0	0	0	0.0%
Unknown	0	2	2	14.3%
Total:	3	11	14	

Injuries	Victim Male	Victim Female	Total	% of Total
Minor	3	5	8	57.1%
Moderate	0	5	5	35.7%
No Visible	0	0	0	0.0%
Severe	0	0	0	0.0%

Medical Attention	Victim Male	Victim Female	Total	% of Total
1st Aid	3	2	5	35.7%
Hospital	0	3	3	21.4%
None	0	6	6	42.9%
Refused	0	0	0	0.0%

Other Conditions	Victim Male	Victim Female	Total	% of Total
Alcohol/Drug Use Suspected	0	2	2	14.3%
DV Card Given	0	6	6	42.9%
PO in Effect	0	0	0	0.0%
Arrested	0	0	0	0.0%
None	0	2	2	14.3%

Mitigating Circumstances for Primary Not Arrested	Male	Female	Total	% of Total
Aggressor undetermined	0	0	0	0.0%
Gone upon arrival	0	0	0	0.0%
No evidence of injury	0	0	0	0.0%
Not reported within 24 hours	0	0	0	0.0%
Other	0	0	0	0.0%
Unknown	0	0	0	0.0%
Total:	0	0	0	

Primary Aggressors	Male	Female	Total	% of Total
Arrested	9	1	10	90.9%
Not Arrested	1	0	1	9.1%
Total:	10	1	11	

Other Persons Involved	Male	Female	Total	% of Total
Arrested	0	0	0	0.0%

NDI CY 2017

Day of Month	Totals	% of Total
1st	0	
2nd	0	
3rd	0	
4th	0	
5th	0	
6th	0	
7th	0	
8th	0	
9th	0	
10th	0	
11th	0	
12th	0	
13th	0	
14th	0	
15th	0	
16th	0	
17th	0	
18th	0	
19th	0	
20th	0	
21st	0	
22nd	0	
23rd	0	
24th	0	
25th	0	
26th	0	
27th	0	
28th	0	
29th	0	
30th	0	
31st	0	
Total:	0	

Time of Day	Totals	% of Total
0000-0259	0	
0300-0559	0	
0600-0859	0	
0900-1159	0	
1200-1459	0	
1500-1759	0	
1800-2059	0	
2100-2359	0	
Total:	0	

Weapon Used	Totals	% of Total
Blunt Object	0	
Handgun	0	
Hands/Fist/Feet	0	
Knife/Cutting Inst	0	
Other Firearm	0	
Other Weapon	0	
Unknown	0	
Total:	0	

Number of Children Present	Totals	% of Total
ages 0-3	0	
ages 4-6	0	
ages 7-9	0	
ages 10-12	0	
ages 13-15	0	
ages 16-18	0	
age unknown	0	
Total:	0	

Offender Age Range	Male	Female	Total	% of Total
Under 18	0	0	0	
18-24	0	0	0	
25-34	0	0	0	
35-44	0	0	0	
45-54	0	0	0	
55-64	0	0	0	
65 over	0	0	0	
Unknown	0	0	0	
Total:	0	0	0	

Offender Race	Male	Female	Total	% of Total
White	0	0	0	
Black / African American	0	0	0	
Am Indian / Alaska Native	0	0	0	
Asian	0	0	0	
Hawaiian/Pac. Islander	0	0	0	
Unknown	0	0	0	
Total:	0	0	0	

Injuries	Offender Male	Offender Female	Total	% of Total
Minor	0	0	0	
Moderate	0	0	0	
No Visible	0	0	0	
Severe	0	0	0	

Medical Attention	Offender Male	Offender Female	Total	% of Total
1st Aid	0	0	0	
Hospital	0	0	0	
None	0	0	0	
Refused	0	0	0	

Other Conditions	Offender Male	Offender Female	Total	% of Total
Alcohol/Drug Use Suspected	0	0	0	
DV Card Given	0	0	0	
PO in Effect	0	0	0	
Arrested	0	0	0	
None	0	0	0	

Victim Relationship to Offender	Totals	% of Total
Cohabitant	0	
Spouse	0	
Dating	0	
Child in Common	0	
Blood Relative	0	
Parent	0	
Child	0	
Former Spouse	0	
Former Dating	0	
Former Cohabitant	0	
Related by Marriage	0	

Victim Age Range	Male	Female	Total	% of Total
Under 18	0	0	0	
18-24	0	0	0	
25-34	0	0	0	
35-44	0	0	0	
45-54	0	0	0	
55-64	0	0	0	
65 over	0	0	0	
Unknown	0	0	0	
Total:	0	0	0	

Victim Race	Male	Female	Total	% of Total
White	0	0	0	
Black / African American	0	0	0	
Am Indian / Alaska Native	0	0	0	
Asian	0	0	0	
Hawaiian/Pac. Islander	0	0	0	
Unknown	0	0	0	
Total:	0	0	0	

Injuries	Victim Male	Victim Female	Total	% of Total
Minor	0	0	0	
Moderate	0	0	0	
No Visible	0	0	0	
Severe	0	0	0	

Medical Attention	Victim Male	Victim Female	Total	% of Total
1st Aid	0	0	0	
Hospital	0	0	0	
None	0	0	0	
Refused	0	0	0	

Other Conditions	Victim Male	Victim Female	Total	% of Total
Alcohol/Drug Use Suspected	0	0	0	
DV Card Given	0	0	0	
PO in Effect	0	0	0	
Arrested	0	0	0	
None	0	0	0	

Mitigating Circumstances for Primary Not Arrested	Male	Female	Total	% of Total
Aggressor undetermined	0	0	0	
Gone upon arrival	0	0	0	
No evidence of injury	0	0	0	
Not reported within 24 hours	0	0	0	
Other	0	0	0	
Unknown	0	0	0	
Total:	0	0	0	

Primary Aggressors	Male	Female	Total	% of Total
Arrested	0	0	0	
Not Arrested	0	0	0	
Total:	0	0	0	

Other Persons Involved	Male	Female	Total	% of Total
Arrested	0	0	0	

NHP - SOUTHERN COMMAND CY 2017

Day of Month	Totals	% of Total
1st	1	6.7%
2nd	0	0.0%
3rd	0	0.0%
4th	0	0.0%
5th	1	6.7%
6th	0	0.0%
7th	4	26.7%
8th	0	0.0%
9th	1	6.7%
10th	0	0.0%
11th	0	0.0%
12th	0	0.0%
13th	0	0.0%
14th	2	13.3%
15th	0	0.0%
16th	0	0.0%
17th	0	0.0%
18th	0	0.0%
19th	0	0.0%
20th	1	6.7%
21st	0	0.0%
22nd	0	0.0%
23rd	0	0.0%
24th	0	0.0%
25th	1	6.7%
26th	0	0.0%
27th	4	26.7%
28th	0	0.0%
29th	0	0.0%
30th	0	0.0%
31st	0	0.0%
Total:	15	

Time of Day	Totals	% of Total
0000-0259	1	12.5%
0300-0559	0	0.0%
0600-0859	1	12.5%
0900-1159	1	12.5%
1200-1459	0	0.0%
1500-1759	2	25.0%
1800-2059	1	12.5%
2100-2359	2	25.0%
Total:	8	

Weapon Used	Totals	% of Total
Blunt Object	0	0.0%
Handgun	2	25.0%
Hands/Fist/Feet	6	75.0%
Knife/Cutting Inst	0	0.0%
Other Firearm	0	0.0%
Other Weapon	0	0.0%
Unknown	0	0.0%
Total:	8	

Number of Children Present	Totals	% of Total
ages 0-3	2	40.0%
ages 4-6	0	0.0%
ages 7-9	0	0.0%
ages 10-12	0	0.0%
ages 13-15	2	40.0%
ages 16-18	1	20.0%
age unknown	0	0.0%
Total:	5	

Offender Age Range	Male	Female	Total	% of Total
Under 18	0	0	0	0.0%
18-24	1	0	1	12.5%
25-34	2	0	2	25.0%
35-44	3	1	4	50.0%
45-54	1	0	1	12.5%
55-64	0	0	0	0.0%
65 over	0	0	0	0.0%
Unknown	0	0	0	0.0%
Total:	7	1	8	
% of Total		87.5%	12.5%	

Offender Race	Male	Female	Total	% of Total
White	4	1	5	62.5%
Black / African American	2	0	2	25.0%
Am Indian / Alaska Native	0	0	0	0.0%
Asian	1	0	1	12.5%
Hawaiian/Pac. Islander	0	0	0	0.0%
Unknown	0	0	0	0.0%
Total:	7	1	8	
% of Total		87.5%	12.5%	

Injuries	Offender Male	Offender Female	Total	% of Total
Minor	2	1	3	37.5%
Moderate	1	0	1	12.5%
No Visible	4	0	4	50.0%
Severe	0	0	0	0.0%

Medical Attention	Offender Male	Offender Female	Total	% of Total
1st Aid	2	0	2	25.0%
Hospital	0	0	0	0.0%
None	5	1	6	75.0%
Refused	0	0	0	0.0%

Other Conditions	Offender Male	Offender Female	Total	% of Total
Alcohol/Drug Use Suspected	1	1	2	25.0%
DV Card Given	0	0	0	0.0%
PO in Effect	0	0	0	0.0%
Arrested	6	1	7	87.5%
None	1	0	1	12.5%

Victim Relationship to Offender	Totals	% of Total
Cohabitant	2	25.0%
Spouse	1	12.5%
Dating	1	12.5%
Child in Common	2	25.0%
Blood Relative	0	0.0%
Parent	1	12.5%
Child	1	12.5%
Former Spouse	0	0.0%
Former Dating	0	0.0%
Former Cohabitant	0	0.0%
Related by Marriage	0	0.0%

Victim Age Range	Male	Female	Total	% of Total
Under 18	0	1	1	12.5%
18-24	0	2	2	25.0%
25-34	0	2	2	25.0%
35-44	0	0	0	0.0%
45-54	0	2	2	25.0%
55-64	0	0	0	0.0%
65 over	0	1	1	12.5%
Unknown	0	1	1	12.5%
Total:	0	8	8	
% of Total		0.0%	100.0%	

Victim Race	Male	Female	Total	% of Total
White	0	6	6	75.0%
Black / African American	0	1	1	12.5%
Am Indian / Alaska Native	0	0	0	0.0%
Asian	0	0	0	0.0%
Hawaiian/Pac. Islander	0	0	0	0.0%
Unknown	0	1	1	12.5%
Total:	0	8	8	
% of Total		0.0%	100.0%	

Injuries	Victim Male	Victim Female	Total	% of Total
Minor	0	4	4	50.0%
Moderate	0	3	3	37.5%
No Visible	0	0	0	0.0%
Severe	0	0	0	0.0%

Medical Attention	Victim Male	Victim Female	Total	% of Total
1st Aid	0	2	2	25.0%
Hospital	0	1	1	12.5%
None	0	5	5	62.5%
Refused	0	0	0	0.0%

Other Conditions	Victim Male	Victim Female	Total	% of Total
Alcohol/Drug Use Suspected	0	2	2	25.0%
DV Card Given	0	6	6	75.0%
PO in Effect	0	0	0	0.0%
Arrested	0	0	0	0.0%
None	0	1	1	12.5%

Mitigating Circumstances for Primary Not Arrested	Male	Female	Total	% of Total
Aggressor undetermined	0	0	0	0.0%
Gone upon arrival	0	0	0	0.0%
No evidence of injury	0	0	0	0.0%
Not reported within 24 hours	0	0	0	0.0%
Other	0	0	0	0.0%
Unknown	0	0	0	0.0%
Total:	0	0	0	
% of Total		#DIV/0!	#DIV/0!	

Primary Aggressors	Male	Female	Total	% of Total
Arrested	5	1	6	85.7%
Not Arrested	1	0	1	14.3%
Total:	6	1	7	
% of Total		85.7%	14.3%	

Other Persons Involved	Male	Female	Total
Arrested	0	0	0

NHP - NORTHEASTERN COMMAND CY 2017

Day of Month	Totals	% of Total
1st	0	0.0%
2nd	0	0.0%
3rd	0	0.0%
4th	0	0.0%
5th	0	0.0%
6th	0	0.0%
7th	0	0.0%
8th	1	33.3%
9th	0	0.0%
10th	0	0.0%
11th	0	0.0%
12th	0	0.0%
13th	0	0.0%
14th	1	33.3%
15th	0	0.0%
16th	0	0.0%
17th	0	0.0%
18th	0	0.0%
19th	1	33.3%
20th	0	0.0%
21st	0	0.0%
22nd	0	0.0%
23rd	0	0.0%
24th	0	0.0%
25th	0	0.0%
26th	0	0.0%
27th	0	0.0%
28th	0	0.0%
29th	0	0.0%
30th	0	0.0%
31st	0	0.0%
Total:	3	

Time of Day	Totals	% of Total
0000-0259	0	0.0%
0300-0559	0	0.0%
0600-0859	0	0.0%
0900-1159	2	66.7%
1200-1459	1	33.3%
1500-1759	0	0.0%
1800-2059	0	0.0%
2100-2359	0	0.0%
Total:	3	

Weapon Used	Totals	% of Total
Blunt Object	0	0.0%
Handgun	0	0.0%
Hands/Fist/Feet	2	66.7%
Knife/Cutting Inst	1	33.3%
Other Firearm	0	0.0%
Other Weapon	0	0.0%
Unknown	0	0.0%
Total:	3	

Number of Children Present	Totals	% of Total
ages 0-3	0	0.0%
ages 4-6	0	0.0%
ages 7-9	0	0.0%
ages 10-12	0	0.0%
ages 13-15	2	66.7%
ages 16-18	1	33.3%
age unknown	0	0.0%
Total:	3	

Offender Age Range	Male	Female	Total	% of Total
Under 18	1	0	1	33.3%
18-24	0	0	0	0.0%
25-34	0	0	0	0.0%
35-44	2	0	2	66.7%
45-54	0	0	0	0.0%
55-64	0	0	0	0.0%
65 over	0	0	0	0.0%
Unknown	0	0	0	0.0%
Total:	3	0	3	

Offender Race	Male	Female	Total	% of Total
White	3	0	3	100.0%
Black / African American	0	0	0	0.0%
Am Indian / Alaska Native	0	0	0	0.0%
Asian	0	0	0	0.0%
Hawaiian/Pac. Islander	0	0	0	0.0%
Unknown	0	0	0	0.0%
Total:	3	0	3	

Injuries	Offender Male	Offender Female	Total	% of Total
Minor	0	0	0	0.0%
Moderate	1	0	1	33.3%
No Visible	2	0	2	66.7%
Severe	0	0	0	0.0%

Medical Attention	Offender Male	Offender Female	Total	% of Total
1st Aid	0	0	0	0.0%
Hospital	1	0	1	33.3%
None	2	0	2	66.7%
Refused	0	0	0	0.0%

Other Conditions	Offender Male	Offender Female	Total	% of Total
Alcohol/Drug Use Suspected	1	0	1	33.3%
DV Card Given	0	0	0	0.0%
PO in Effect	0	0	0	0.0%
Arrested	0	0	0	0.0%
None	0	0	0	0.0%

Victim Relationship to Offender	Totals	% of Total
Cohabitant	0	0.0%
Spouse	0	0.0%
Dating	2	40.0%
Child in Common	0	0.0%
Blood Relative	1	20.0%
Parent	0	0.0%
Child	0	0.0%
Former Spouse	0	0.0%
Former Dating	0	0.0%
Former Cohabitant	0	0.0%
Related by Marriage	0	0.0%

Victim Age Range	Male	Female	Total	% of Total
Under 18	1	0	1	20.0%
18-24	0	0	0	0.0%
25-34	1	2	3	60.0%
35-44	1	0	1	20.0%
45-54	0	0	0	0.0%
55-64	0	0	0	0.0%
65 over	0	0	0	0.0%
Unknown	0	0	0	0.0%
Total:	3	2	5	

Victim Race	Male	Female	Total	% of Total
White	3	2	5	100.0%
Black / African American	0	0	0	0.0%
Am Indian / Alaska Native	0	0	0	0.0%
Asian	0	0	0	0.0%
Hawaiian/Pac. Islander	0	0	0	0.0%
Unknown	0	0	0	0.0%
Total:	3	2	5	

Injuries	Victim Male	Victim Female	Total	% of Total
Minor	3	0	3	60.0%
Moderate	0	2	2	40.0%
No Visible	0	0	0	0.0%
Severe	0	0	0	0.0%

Medical Attention	Victim Male	Victim Female	Total	% of Total
1st Aid	3	0	3	60.0%
Hospital	0	2	2	40.0%
None	0	0	0	0.0%
Refused	0	0	0	0.0%

Other Conditions	Victim Male	Victim Female	Total	% of Total
Alcohol/Drug Use Suspected	0	0	0	0.0%
DV Card Given	0	0	0	0.0%
PO in Effect	0	0	0	0.0%
Arrested	0	0	0	0.0%
None	0	0	0	0.0%

Mitigating Circumstances for Primary Not Arrested	Male	Female	Total	% of Total
Aggressor undetermined	0	0	0	0.0%
Gone upon arrival	0	0	0	0.0%
No evidence of injury	0	0	0	0.0%
Not reported within 24 hours	0	0	0	0.0%
Other	0	0	0	0.0%
Unknown	0	0	0	0.0%
Total:	0	0	0	

Primary Aggressors	Male	Female	Total	% of Total
Arrested	3	0	3	100.0%
Not Arrested	0	0	0	0.0%
Total:	3	0	3	

Other Persons Involved	Male	Female	Total	% of Total
Arrested	0	0	0	0.0%

NHP - NORTHWESTERN COMMAND CY 2017

Day of Month	Totals	% of Total
1st	0	0.0%
2nd	0	0.0%
3rd	0	0.0%
4th	0	0.0%
5th	0	0.0%
6th	0	0.0%
7th	0	0.0%
8th	0	0.0%
9th	0	0.0%
10th	0	0.0%
11th	0	0.0%
12th	0	0.0%
13th	0	0.0%
14th	0	0.0%
15th	0	0.0%
16th	0	0.0%
17th	0	0.0%
18th	0	0.0%
19th	0	0.0%
20th	0	0.0%
21st	0	0.0%
22nd	0	0.0%
23rd	0	0.0%
24th	0	0.0%
25th	0	0.0%
26th	0	0.0%
27th	1	100.0%
28th	0	0.0%
29th	0	0.0%
30th	0	0.0%
31st	0	0.0%
Total:	1	

Time of Day	Totals	% of Total
0000-0259	0	0.0%
0300-0559	0	0.0%
0600-0859	0	0.0%
0900-1159	1	100.0%
1200-1459	0	0.0%
1500-1759	0	0.0%
1800-2059	0	0.0%
2100-2359	0	0.0%
Total:	1	

Weapon Used	Totals	% of Total
Blunt Object	0	0.0%
Handgun	0	0.0%
Hands/Fist/Feet	1	100.0%
Knife/Cutting Inst	0	0.0%
Other Firearm	0	0.0%
Other Weapon	0	0.0%
Unknown	0	0.0%
Total:	1	

Number of Children Present	Totals	% of Total
ages 0-3	1	100.0%
ages 4-6	0	0.0%
ages 7-9	0	0.0%
ages 10-12	0	0.0%
ages 13-15	0	0.0%
ages 16-18	0	0.0%
age unknown	0	0.0%
Total:	1	

Offender Age Range	Male	Female	Total	% of Total
Under 18	0	0	0	0.0%
18-24	0	0	0	0.0%
25-34	1	0	1	100.0%
35-44	0	0	0	0.0%
45-54	0	0	0	0.0%
55-64	0	0	0	0.0%
65 over	0	0	0	0.0%
Unknown	0	0	0	0.0%
Total:	1	0	1	

Offender Race	Male	Female	Total	% of Total
White	0	0	0	0.0%
Black / African American	0	0	0	0.0%
Am Indian / Alaska Native	0	0	0	0.0%
Asian	0	0	0	0.0%
Hawaiian/Pac. Islander	0	0	0	0.0%
Unknown	1	0	1	100.0%
Total:	1	0	1	

Injuries	Offender Male	Offender Female	Total	% of Total
Minor	1	0	1	100.0%
Moderate	0	0	0	0.0%
No Visible	0	0	0	0.0%
Severe	0	0	0	0.0%
Total:	1	0	1	

Medical Attention	Offender Male	Offender Female	Total	% of Total
1st Aid	0	0	0	0.0%
Hospital	0	0	0	0.0%
None	1	0	1	100.0%
Refused	0	0	0	0.0%
Total:	1	0	1	

Other Conditions	Offender Male	Offender Female	Total	% of Total
Alcohol/Drug Use Suspected	0	0	0	0.0%
DV Card Given	0	0	0	0.0%
PO in Effect	0	0	0	0.0%
Arrested	1	0	1	100.0%
None	0	0	0	0.0%
Total:	1	0	1	

Victim Relationship to Offender	Totals	% of Total
Cohabitant	0	0.0%
Spouse	1	100.0%
Dating	0	0.0%
Child in Common	0	0.0%
Blood Relative	0	0.0%
Parent	0	0.0%
Child	0	0.0%
Former Spouse	0	0.0%
Former Dating	0	0.0%
Former Cohabitant	0	0.0%
Related by Marriage	0	0.0%
Total:	1	

Victim Age Range	Male	Female	Total	% of Total
Under 18	0	0	0	0.0%
18-24	0	0	0	0.0%
25-34	0	1	1	100.0%
35-44	0	0	0	0.0%
45-54	0	0	0	0.0%
55-64	0	0	0	0.0%
65 over	0	0	0	0.0%
Unknown	0	0	0	0.0%
Total:	0	1	1	

Victim Race	Male	Female	Total	% of Total
White	0	0	0	0.0%
Black / African American	0	0	0	0.0%
Am Indian / Alaska Native	0	0	0	0.0%
Asian	0	0	0	0.0%
Hawaiian/Pac. Islander	0	0	0	0.0%
Unknown	0	1	1	100.0%
Total:	0	1	1	

Injuries	Victim Male	Victim Female	Total	% of Total
Minor	0	1	1	100.0%
Moderate	0	0	0	0.0%
No Visible	0	0	0	0.0%
Severe	0	0	0	0.0%
Total:	0	1	1	

Medical Attention	Victim Male	Victim Female	Total	% of Total
1st Aid	0	0	0	0.0%
Hospital	0	0	0	0.0%
None	0	1	1	100.0%
Refused	0	0	0	0.0%
Total:	0	1	1	

Other Conditions	Victim Male	Victim Female	Total	% of Total
Alcohol/Drug Use Suspected	0	0	0	0.0%
DV Card Given	0	0	0	0.0%
PO in Effect	0	0	0	0.0%
Arrested	0	0	0	0.0%
None	0	1	1	100.0%
Total:	0	1	1	

Mitigating Circumstances for Primary Not Arrested	Male	Female	Total	% of Total
Aggressor undetermined	0	0	0	0.0%
Gone upon arrival	0	0	0	0.0%
No evidence of injury	0	0	0	0.0%
Not reported within 24 hours	0	0	0	0.0%
Other	0	0	0	0.0%
Unknown	0	0	0	0.0%
Total:	0	0	0	

Primary Aggressors	Male	Female	Total	% of Total
Arrested	1	0	1	100.0%
Not Arrested	0	0	0	0.0%
Total:	1	0	1	

Other Persons Involved	Male	Female	Total	% of Total
Arrested	0	0	0	0.0%
Total:	0	0	0	

CAPITOL POLICE CY 2017

Day of Month	Totals	% of Total
1st	0	
2nd	0	
3rd	0	
4th	0	
5th	0	
6th	0	
7th	0	
8th	0	
9th	0	
10th	0	
11th	0	
12th	0	
13th	0	
14th	0	
15th	0	
16th	0	
17th	0	
18th	0	
19th	0	
20th	0	
21st	0	
22nd	0	
23rd	0	
24th	0	
25th	0	
26th	0	
27th	0	
28th	0	
29th	0	
30th	0	
31st	0	
Total:	0	

Time of Day	Totals	% of Total
0000-0259	0	
0300-0559	0	
0600-0859	0	
0900-1159	0	
1200-1459	0	
1500-1759	0	
1800-2059	0	
2100-2359	0	
Total:	0	

Weapon Used	Totals	% of Total
Blunt Object	0	
Handgun	0	
Hands/Fist/Feet	0	
Knife/Cutting Inst	0	
Other Firearm	0	
Other Weapon	0	
Unknown	0	
Total:	0	

Number of Children Present	Totals	% of Total
ages 0-3	0	
ages 4-6	0	
ages 7-9	0	
ages 10-12	0	
ages 13-15	0	
ages 16-18	0	
age unknown	0	
Total:	0	

Offender Age Range	Male	Female	Total	% of Total
Under 18	0	0	0	
18-24	0	0	0	
25-34	0	0	0	
35-44	0	0	0	
45-54	0	0	0	
55-64	0	0	0	
65 over	0	0	0	
Unknown	0	0	0	
Total:	0	0	0	

Offender Race	Male	Female	Total	% of Total
White	0	0	0	
Black / African American	0	0	0	
Am Indian / Alaska Native	0	0	0	
Asian	0	0	0	
Hawaiian/Pac. Islander	0	0	0	
Unknown	0	0	0	
Total:	0	0	0	

Injuries	Offender Male	Offender Female	Total	% of Total
Minor	0	0	0	
Moderate	0	0	0	
No Visible	0	0	0	
Severe	0	0	0	

Medical Attention	Offender Male	Offender Female	Total	% of Total
1st Aid	0	0	0	
Hospital	0	0	0	
None	0	0	0	
Refused	0	0	0	

Other Conditions	Offender Male	Offender Female	Total	% of Total
Alcohol/Drug Use Suspected	0	0	0	
DV Card Given	0	0	0	
PO in Effect	0	0	0	
Arrested	0	0	0	
None	0	0	0	

Victim Relationship to Offender	Totals	% of Total
Cohabitant	0	
Spouse	0	
Dating	0	
Child in Common	0	
Blood Relative	0	
Parent	0	
Child	0	
Former Spouse	0	
Former Dating	0	
Former Cohabitant	0	
Related by Marriage	0	

Victim Age Range	Male	Female	Total	% of Total
Under 18	0	0	0	
18-24	0	0	0	
25-34	0	0	0	
35-44	0	0	0	
45-54	0	0	0	
55-64	0	0	0	
65 over	0	0	0	
Unknown	0	0	0	
Total:	0	0	0	

Victim Race	Male	Female	Total	% of Total
White	0	0	0	
Black / African American	0	0	0	
Am Indian / Alaska Native	0	0	0	
Asian	0	0	0	
Hawaiian/Pac. Islander	0	0	0	
Unknown	0	0	0	
Total:	0	0	0	

Injuries	Victim Male	Victim Female	Total	% of Total
Minor	0	0	0	
Moderate	0	0	0	
No Visible	0	0	0	
Severe	0	0	0	

Medical Attention	Victim Male	Victim Female	Total	% of Total
1st Aid	0	0	0	
Hospital	0	0	0	
None	0	0	0	
Refused	0	0	0	

Other Conditions	Victim Male	Victim Female	Total	% of Total
Alcohol/Drug Use Suspected	0	0	0	
DV Card Given	0	0	0	
PO in Effect	0	0	0	
Arrested	0	0	0	
None	0	0	0	

Mitigating Circumstances for Primary Not Arrested	Male	Female	Total	% of Total
Aggressor undetermined	0	0	0	
Gone upon arrival	0	0	0	
No evidence of injury	0	0	0	
Not reported within 24 hours	0	0	0	
Other	0	0	0	
Unknown	0	0	0	
Total:	0	0	0	

Primary Aggressors	Male	Female	Total	% of Total
Arrested	0	0	0	
Not Arrested	0	0	0	
Total:	0	0	0	

Other Persons Involved	Male	Female	Total	% of Total
Arrested	0	0	0	

FIRE MARSHAL CY 2017

Day of Month	Totals	% of Total
1st	0	
2nd	0	
3rd	0	
4th	0	
5th	0	
6th	0	
7th	0	
8th	0	
9th	0	
10th	0	
11th	0	
12th	0	
13th	0	
14th	0	
15th	0	
16th	0	
17th	0	
18th	0	
19th	0	
20th	0	
21st	0	
22nd	0	
23rd	0	
24th	0	
25th	0	
26th	0	
27th	0	
28th	0	
29th	0	
30th	0	
31st	0	
Total:	0	

Time of Day	Totals	% of Total
0000-0259	0	
0300-0559	0	
0600-0859	0	
0900-1159	0	
1200-1459	0	
1500-1759	0	
1800-2059	0	
2100-2359	0	
Total:	0	

Weapon Used	Totals	% of Total
Blunt Object	0	
Handgun	0	
Hands/Fist/Feet	0	
Knife/Cutting Inst	0	
Other Firearm	0	
Other Weapon	0	
Unknown	0	
Total:	0	

Number of Children Present	Totals	% of Total
ages 0-3	0	
ages 4-6	0	
ages 7-9	0	
ages 10-12	0	
ages 13-15	0	
ages 16-18	0	
age unknown	0	
Total:	0	

Offender Age Range	Male	Female	Total	% of Total
Under 18	0	0	0	
18-24	0	0	0	
25-34	0	0	0	
35-44	0	0	0	
45-54	0	0	0	
55-64	0	0	0	
65 over	0	0	0	
Unknown	0	0	0	
Total:	0	0	0	

Offender Race	Male	Female	Total	% of Total
White	0	0	0	
Black / African American	0	0	0	
Am Indian / Alaska Native	0	0	0	
Asian	0	0	0	
Hawaiian/Pac. Islander	0	0	0	
Unknown	0	0	0	
Total:	0	0	0	

Injuries	Offender Male	Offender Female	Total	% of Total
Minor	0	0	0	
Moderate	0	0	0	
No Visible	0	0	0	
Severe	0	0	0	

Medical Attention	Offender Male	Offender Female	Total	% of Total
1st Aid	0	0	0	
Hospital	0	0	0	
None	0	0	0	
Refused	0	0	0	

Other Conditions	Offender Male	Offender Female	Total	% of Total
Alcohol/Drug Use Suspected	0	0	0	
DV Card Given	0	0	0	
PO in Effect	0	0	0	
Arrested	0	0	0	
None	0	0	0	

Victim Relationship to Offender	Totals	% of Total
Cohabitant	0	
Spouse	0	
Dating	0	
Child in Common	0	
Blood Relative	0	
Parent	0	
Child	0	
Former Spouse	0	
Former Dating	0	
Former Cohabitant	0	
Related by Marriage	0	

Victim Age Range	Male	Female	Total	% of Total
Under 18	0	0	0	
18-24	0	0	0	
25-34	0	0	0	
35-44	0	0	0	
45-54	0	0	0	
55-64	0	0	0	
65 over	0	0	0	
Unknown	0	0	0	
Total:	0	0	0	

Victim Race	Male	Female	Total	% of Total
White	0	0	0	
Black / African American	0	0	0	
Am Indian / Alaska Native	0	0	0	
Asian	0	0	0	
Hawaiian/Pac. Islander	0	0	0	
Unknown	0	0	0	
Total:	0	0	0	

Injuries	Victim Male	Victim Female	Total	% of Total
Minor	0	0	0	
Moderate	0	0	0	
No Visible	0	0	0	
Severe	0	0	0	

Medical Attention	Victim Male	Victim Female	Total	% of Total
1st Aid	0	0	0	
Hospital	0	0	0	
None	0	0	0	
Refused	0	0	0	

Other Conditions	Victim Male	Victim Female	Total	% of Total
Alcohol/Drug Use Suspected	0	0	0	
DV Card Given	0	0	0	
PO in Effect	0	0	0	
Arrested	0	0	0	
None	0	0	0	

Mitigating Circumstances for Primary Not Arrested	Male	Female	Total	% of Total
Aggressor undetermined	0	0	0	
Gone upon arrival	0	0	0	
No evidence of injury	0	0	0	
Not reported within 24 hours	0	0	0	
Other	0	0	0	
Unknown	0	0	0	
Total:	0	0	0	

Primary Aggressors	Male	Female	Total	% of Total
Arrested	0	0	0	
Not Arrested	0	0	0	
Total:	0	0	0	

Other Persons Involved	Male	Female	Total	% of Total
Arrested	0	0	0	

SECRETARY OF STATE CY 2017

Day of Month	Totals	% of Total
1st	0	
2nd	0	
3rd	0	
4th	0	
5th	0	
6th	0	
7th	0	
8th	0	
9th	0	
10th	0	
11th	0	
12th	0	
13th	0	
14th	0	
15th	0	
16th	0	
17th	0	
18th	0	
19th	0	
20th	0	
21st	0	
22nd	0	
23rd	0	
24th	0	
25th	0	
26th	0	
27th	0	
28th	0	
29th	0	
30th	0	
31st	0	
Total:	0	

Time of Day	Totals	% of Total
0000-0259	0	
0300-0559	0	
0600-0859	0	
0900-1159	0	
1200-1459	0	
1500-1759	0	
1800-2059	0	
2100-2359	0	
Total:	0	

Weapon Used	Totals	% of Total
Blunt Object	0	
Handgun	0	
Hands/Fist/Feet	0	
Knife/Cutting Inst	0	
Other Firearm	0	
Other Weapon	0	
Unknown	0	
Total:	0	

Number of Children Present	Totals	% of Total
ages 0-3	0	
ages 4-6	0	
ages 7-9	0	
ages 10-12	0	
ages 13-15	0	
ages 16-18	0	
age unknown	0	
Total:	0	

Offender Age Range	Male	Female	Total	% of Total
Under 18	0	0	0	
18-24	0	0	0	
25-34	0	0	0	
35-44	0	0	0	
45-54	0	0	0	
55-64	0	0	0	
65 over	0	0	0	
Unknown	0	0	0	
Total:	0	0	0	

Offender Race	Male	Female	Total	% of Total
White	0	0	0	
Black / African American	0	0	0	
Am Indian / Alaska Native	0	0	0	
Asian	0	0	0	
Hawaiian/Pac. Islander	0	0	0	
Unknown	0	0	0	
Total:	0	0	0	

Injuries	Offender Male	Offender Female	Total	% of Total
Minor	0	0	0	
Moderate	0	0	0	
No Visible	0	0	0	
Severe	0	0	0	

Medical Attention	Offender Male	Offender Female	Total	% of Total
1st Aid	0	0	0	
Hospital	0	0	0	
None	0	0	0	
Refused	0	0	0	

Other Conditions	Offender Male	Offender Female	Total	% of Total
Alcohol/Drug Use Suspected	0	0	0	
DV Card Given	0	0	0	
PO in Effect	0	0	0	
Arrested	0	0	0	
None	0	0	0	

Victim Relationship to Offender	Totals	% of Total
Cohabitant	0	
Spouse	0	
Dating	0	
Child in Common	0	
Blood Relative	0	
Parent	0	
Child	0	
Former Spouse	0	
Former Dating	0	
Former Cohabitant	0	
Related by Marriage	0	

Victim Age Range	Male	Female	Total	% of Total
Under 18	0	0	0	
18-24	0	0	0	
25-34	0	0	0	
35-44	0	0	0	
45-54	0	0	0	
55-64	0	0	0	
65 over	0	0	0	
Unknown	0	0	0	
Total:	0	0	0	

Victim Race	Male	Female	Total	% of Total
White	0	0	0	
Black / African American	0	0	0	
Am Indian / Alaska Native	0	0	0	
Asian	0	0	0	
Hawaiian/Pac. Islander	0	0	0	
Unknown	0	0	0	
Total:	0	0	0	

Injuries	Victim Male	Victim Female	Total	% of Total
Minor	0	0	0	
Moderate	0	0	0	
No Visible	0	0	0	
Severe	0	0	0	

Medical Attention	Victim Male	Victim Female	Total	% of Total
1st Aid	0	0	0	
Hospital	0	0	0	
None	0	0	0	
Refused	0	0	0	

Other Conditions	Victim Male	Victim Female	Total	% of Total
Alcohol/Drug Use Suspected	0	0	0	
DV Card Given	0	0	0	
PO in Effect	0	0	0	
Arrested	0	0	0	
None	0	0	0	

Mitigating Circumstances for Primary Not Arrested	Male	Female	Total	% of Total
Aggressor undetermined	0	0	0	
Gone upon arrival	0	0	0	
No evidence of injury	0	0	0	
Not reported within 24 hours	0	0	0	
Other	0	0	0	
Unknown	0	0	0	
Total:	0	0	0	

Primary Aggressors	Male	Female	Total	% of Total
Arrested	0	0	0	
Not Arrested	0	0	0	
Total:	0	0	0	

Other Persons Involved	Male	Female	Total	% of Total
Arrested	0	0	0	

APPENDIX B

STATE OF NEVADA COMMITTEE ON DOMESTIC VIOLENCE AND NEVADA DISTRICT ATTORNEY'S ASSOCIATION



DOMESTIC VIOLENCE PROSECUTION BEST PRACTICE GUIDELINES

As adopted by the Committee on Domestic Violence
And approved by the Nevada District Attorney's Association
May 30, 2018



Nevada District Attorneys Association

Stephen B. Rye, President
c/o Lyon County District Attorney's Office
31 S. Main Street
Yerington, NV 89520

Jason Woodbury, President-Elect
c/o Carson City District Attorney's Office
885 E. Musser St., Suite 2030
Carson City, NV 89701

Patricia D. Cafferata, Secretary/Treasurer
c/o Nevada Attorney General's Office
100 North Carson Street
Carson City, NV 89701

May 2, 2018

Nicole O'Banion
Ombudsman
Serving Domestic Violence, Sexual Abuse
And Human Trafficking Victims
State of Nevada
Office of the Attorney General
100 N. Carson Street
Carson City, Nevada 89701

RE: Domestic Violence Prosecution Best Practice Guidelines

Dear Ms. O'Banion:

The Nevada District Attorney's Association supports the Committee on Domestic Violence's efforts to revise the Domestic Violence Prosecution Best Practice Guidelines. The DA's Association supports the revisions and supports your Committee's decision to adopt the revised guidelines. This will be a valuable tool for prosecutors and law enforcement across the State of Nevada. It will also assist victims of domestic violence as a result of more successful prosecutions and new ways of presenting cases in a manner that protects the rights and interests of victims.

Our members will begin implementation once the Best Practice Guidelines are adopted by the Committee on Domestic Violence.

We appreciate the Committee's efforts. Please let me know if the District Attorney's Association can be of further assistance.

Sincerely,


Stephen B. Rye

cc: Karl Hall, Reno City Attorney

TABLE OF CONTENTS

I.	INTRODUCTION	3
II.	CORE STRATEGIES	4
III.	FILING CHARGES	6
IV.	PROCEDURE	7
V.	CASE PREPARATION	8
VI.	PRETRIAL ISSUES	10
VII.	PROTECTING THE VICTIM	11
VIII.	VICTIMS' RIGHTS	13
IX.	VICTIM/PROSECUTOR CONTACTS	16
X.	VICTIMLESS PROSECUTION	16
XI.	DISPOSITIONS	21

I. INTRODUCTION

A. Purpose of Guidelines

The purpose of these guidelines is to provide a set of best practices for all levels of domestic violence prosecutions for the State of Nevada in the hope that they will be adopted in whole or in part by all agencies which have the prosecution of crimes of domestic violence as part of their duties to the community.

These guidelines are based upon the premise that domestic violence is criminal conduct. Prosecutors have the responsibility to prosecute these cases as aggressively as they do any other violent crimes. The public has a critical interest in reducing the number of incidents of domestic violence, as domestic violence tends to escalate in severity and frequency, and, unchecked, can lead to homicide.

Successful prosecution of crimes of domestic violence requires specialized techniques designed to protect the victim from retaliation by the perpetrator, allay the victim's fears of the criminal justice system, and to encourage her cooperation with the prosecution.¹

Adherence to these guidelines should help prosecutors to be more effective and ultimately further the goals set forth below.

B. Goals of Prosecution

The goals of prosecution in domestic violence cases are:

1. To protect the victim from additional acts of violence committed by the perpetrator;
2. To reduce the exposure and/or possible injury to children or other family members from domestic violence;
3. To deter the perpetrator from committing continued acts of violence in the community and hold him accountable for his actions;
4. To create a general deterrence to domestic violence in the community; and
5. To serve justice²

NOTE: Victims and advocates may not necessarily share all these goals, and may have their own objectives separate and distinct from those of the prosecutor. For example, a victim may want the violence to stop, but to continue in a relationship with the perpetrator, while the prosecutor may want the perpetrator incarcerated.

¹ Throughout these guidelines, the victim is referred to in the feminine gender, because of the fact that in the overwhelming majority of domestic violence cases, the victim is female and the perpetrator is male. These policies should apply equally to male victims.

² These guidelines are not intended for prosecution of domestic violence victims who injure or kill their abusers in self-defense. Prosecutors should be extremely careful in assessing batteries on men by their female partners to determine if the woman was acting in self-defense based on the circumstances surrounding the incident and any past history of violence against her.

Prosecutors should take care to elicit the victim's objectives and to take them into consideration so as to formulate appropriate goals for each individual prosecution.

C. Definition of Domestic Violence

Domestic violence is defined by the relationship of the victim to the perpetrator, not by the acts committed. These relationships generally include current or former family or other household members, individuals who are related by blood or by shared biological parenthood, their own minor child, the child of one of the persons described above, or a child in the care or custody of the persons described above, sexual or intimate partners (including same-sex partners), and any qualified dating relationship. See NRS 33.018.

Although the prosecutor may be facing a single incident, such as domestic battery, domestic violence generally represents a pattern of behavior. This pattern can take many forms, all of them involving physical violence or threats of physical violence. The pattern almost always includes emotional, sexual, and economic abuse as well. The perpetrator's goal in committing these crimes is to obtain and maintain power and control over the victim. The violence may be accomplished with the use of hands, feet, weapons, or other objects. Injuries inflicted on the victim may be as serious as those inflicted in violent felonies. Some examples of felonies committed in a domestic violence context include assault with a deadly weapon, battery with a deadly weapon, battery causing substantial bodily injury, aggravated stalking, kidnapping, child endangerment, sexual assault, robbery, burglary, and murder. Some examples of misdemeanors commonly committed in a domestic violence context include assault, battery, brandishing a deadly weapon, harassment, stalking, false imprisonment, violation of a temporary protective order, destruction of property, and disturbing the peace. See NRS 33.018.

Prosecutors should be aware of the following characteristics of domestic violence.

- The vast majority of adult victims of domestic violence are women;
- Domestic violence occurs in every racial and socio-economic group;
- Perpetrators use violence as a tool to achieve power and control over their partners and children;
- Violence often increases in severity and frequency at the time of separation and thereafter;
- Most of the men who abuse their partners abuse their children as well;
- Victims of domestic violence and their children are often compelled to return to relationships with perpetrators for many reasons, including economic concerns, threats to abduct children or obtain physical custody of them, and threats of death or other harm to victims and their families.

II. CORE STRATEGIES

A. Specialization

Specialization results in a higher conviction rate of domestic violence perpetrators. Therefore, ideally, prosecutors should establish domestic violence units in large offices, or create specialists in smaller offices, in order to permit vertical prosecution and the enhancement of expertise on domestic violence

cases. Specialization can help avoid situations in which domestic violence cases are afforded insufficient preparation or attention in favor of cases perceived as being bigger, more important, or less trouble.

Absent the ability to specialize, periodic training is encouraged to insure that all prosecutors understand the issues of domestic violence and are familiar with appropriate resources and referrals in the community.

In order to promote willing victim participation in the prosecution of cases, victims should be provided with emotional support, information regarding the criminal justice system, and referrals to social service and legal assistance organizations. In order to effectively perform these functions, it is suggested that the prosecutor's office utilize a victim advocate and/or establish and maintain a close working relationship with local battered women's programs. The relationship should be characterized by the ability to make informed referrals rather than an expectation that advocates will support every decision of the prosecutor's office.

B. Early and Consistent Contact with Victims

Early, consistent contact with victims and immediate referral to appropriate support services is critical to preserving a case. If at all possible, initiate all protocols related to victim safety and victim interview during the first 12 critical hours following the arrest of the perpetrator. The prosecutor's office should utilize available resources to create a dialogue with the victim to address their joint or individual concerns.

C. Evidence-Based Prosecution

Due to the unique and complex dynamics of domestic violence, the victim may be unwilling or unavailable to cooperate at any point in the prosecution process. The burden of prosecuting domestic violence cases should be placed on the prosecutor and not the victim. Prosecutors should always expect the unexpected and be prepared for an evidence-based prosecution using evidence independent of the victim's testimony.

D. Speedy Prosecution

It is essential to the successful prosecution of domestic violence cases that trials occur as rapidly as possible. The victim is often more willing to cooperate immediately after the incident, rather than later, when the abuser may have had a chance to reassert control over her. Additionally, delays in proceeding to trial increase the opportunity for additional offenses before resolution of the initial case. Therefore, prosecutors should strenuously object to any unnecessary continuances.

E. Working with Victim Advocates

Prosecutors handling domestic violence cases should work in close conjunction with victim advocates whenever possible and practical. Working with an advocate who has an ongoing relationship with the victim greatly facilitates communication between the prosecutor and the victim, making it more likely that the victim will continue to cooperate in the case and will provide the prosecutor with information helpful to protect her safety during the proceedings. Victim advocates can provide important background information about the victim, the perpetrator, and the family circumstances which is helpful in the prosecution of the case and at sentencing.

When hiring a victim advocate, priority should be given to survivors of domestic violence, or those experienced in working with domestic violence programs.

F. Coordinated Community Response

The prosecutor's office should work closely with law enforcement agencies, domestic violence groups, and other community resources. Although prosecution is just one component of a coordinated community response to domestic violence, prosecutors are in a unique position to spearhead efforts to improve the criminal justice system's handling of domestic violence cases. Examples of a coordinated community response may include referral relationships, liaisons, task forces, inter-agency agreements, and multi-disciplinary training.

III. FILING CHARGES

In determining whether to file charges, which crimes to charge, and whether to charge them as misdemeanors, gross misdemeanors, or felonies, with or without enhancements, the prosecutor should consider and weigh a number of different factors.

Initially, the prosecutor should review all the facts of the case in light of the following:

- Existence and seriousness of the injuries and/or threats;
- Use of a weapon (including furniture or other household objects);
- Any history of violence by either party;
- Vulnerability of the victim;
- Presence and proximity of children at the location of the violence;
- Careful determination of the identity of the "primary physical aggressor" (dominant aggressor), if any (See Appendix A);
- Potential lethality in the context of the relationship as a whole (See Appendix B);
- Strength of the case and the ability to prove the case beyond a reasonable doubt.

Where probable cause exists, the filing of criminal charges must be considered. In the filing determination, prosecutors should, at a minimum, take into account the existence of any of the following types of corroborating evidence:

- Any evidence of physical injury, including photographs;
- Any evidence of a party seeking medical attention, including medical records of injuries;
- Witnesses who observed the incident or the injuries, including competent children;
- Witnesses who heard sounds indicating that violence was taking place, i.e., screams, pounding noises, furniture being thrown, windows breaking;
- Witnesses who had contact with the victim or suspect contemporaneous with or immediately after the incident;
- Audio recordings, including 911 tapes, voice messages, monitored jail telephone calls;

- Physical evidence, i.e., weapons, broken furnishings, torn clothing;
- Admissions or other statements by the perpetrator;
- The existence of a timely report by the victim, or reasons for delay;
- Photographs of the crime scene;
- Spontaneous utterances by any person;
- Demeanor of all persons;
- Flight of either party;
- Presence or absence of written statements.

When a basis for filing charges exists, the prosecutor should determine whether to charge a felony or misdemeanor. As domestic violence incidents often constitute felonies, the prosecutor should charge accordingly. The prosecutor should also consider charging crimes, previous or concurrent, committed against the same victim if they occurred within the applicable statute of limitations. Careful consideration should be given to charging stalking, harassment, or aggravated stalking charges if there is a pattern of behavior which supports such charges.

Prosecutors of domestic violence cases will undoubtedly experience unique situations involving issues of double jeopardy and should acquaint themselves with recent and varied case law on the subject. They must be aware of and able to identify troublesome situations before they develop into a bar to a prosecution of another, perhaps much more serious charge. In order to take advantage of this situation, a defendant may rush to plead guilty to a misdemeanor domestic battery as soon as the prosecutor, unaware of the defendant's two prior convictions, files the complaint.

Multiple prosecutions in family court, justice court and municipal court may exist simultaneously stemming from the same incident, filed by three separate prosecutors. Thus, different prosecuting agencies should communicate and be mindful of the effect of one proceeding, if any, on another possibly more serious prosecution.

The crimes of stalking and aggravated stalking, for example, require a course of conduct over a period of time which may encompass the commission of multiple criminal offenses, perhaps the subject of another prosecution(s). However, a defendant cannot be punished twice for exactly the same criminal act(s). Violations of protection orders also customarily involve separate prosecutions in civil and criminal courtrooms and may involve double jeopardy if sanctions or punishments are being sought in each case.

IV. PROCEDURE

A. Review of Arrest Cases

In all cases in which an arrest has been made and prosecution is warranted, a criminal complaint and/or indictment should be filed in a timely manner. As a matter of policy, the victim should not be expected to sign a criminal complaint in cases of domestic violence. Too often, a defendant will pressure a victim to drop the charges. This policy sends a consistent message to both victims and perpetrators that domestic violence is a crime against the community and not a private dispute.

If, after reviewing and weighing the factors set forth in Section III above, the prosecutor elects not to file charges, he or she should document the reasons why charges were not filed.³

B. Review of Nonarrest Cases

The prosecutor's office should establish a mechanism to review all domestic violence cases in which arrests were not made for the possible filing of charges. The decision to seek an arrest warrant should be based upon the factors set forth in Section III above. If charges are filed, a warrant should be sought, rather than a summons, since NRS 171.137 mandates arrest for domestic violence. Furthermore, NRS 171.1229 requires that subjects arrested for domestic violence be fingerprinted by law enforcement.

If charges are not filed, and the prosecutor observes deficiencies in the investigation, the prosecutor should inform the law enforcement agency of the deficiencies. Where prosecutors observe that law enforcement agencies are not making arrests when appropriate, the prosecutor should encourage and train agencies to upgrade arrest practices in domestic violence cases to conform to NRS 171.137.

V. CASE PREPARATION

CAVEAT: DIRECT PARTICIPATION BY A PROSECUTOR IN THE INVESTIGATION OF A CASE OR IN THE COLLECTION OF EVIDENCE CAN TURN THE ATTORNEY INTO A WITNESS, UNABLE TO PROSECUTE THE CASE, AND CAN STRIP THE ATTORNEY OF PROSECUTORIAL IMMUNITY.

Allowing for available resources, preparation of a domestic violence case for trial involves a thorough investigation which should include the following:

A. Ascertain Victim's Whereabouts

Victims of domestic violence are often forced to move with little or no notice, due to attempts to hide from abusers. In all cases the victim's whereabouts should be kept current. The prosecutor's office should establish relationships with any agencies providing victim shelter services and understand their respective processes for the release of information.

When the victim is first contacted, the prosecutor or victim/witness staff should stress the importance of keeping the office informed of any address changes. Addresses and phone numbers of close friends, coworkers or relatives who can serve as contact persons should be obtained in case the victim has to move suddenly and is unable to notify the prosecutor's office. Additional resources for locating victims may be available through animal control or other licensing authorities, utility or cable companies, felon registration authorities, traffic and other court records, DMV records, credit history records, school records, internet addresses, and businesses frequented by the victim.

INFORMATION REGARDING THE VICTIM'S WHEREABOUTS OR CONTACT PERSONS SHOULD BE KEPT CONFIDENTIAL.

B. Document Victim's Injuries and Signs of Physical Contact

³ Every jurisdiction should implement a process wherein an immediate attempt is made to notify the victim in the event charges are not filed.

The victim's injuries should be photographed at the first opportunity, a signed medical release should be obtained, and all medical records should be obtained. Statements should be obtained from witnesses who observed the injuries when fresh. Subsequent photographs of the injuries, taken at certain intervals (e.g., 24 hours, 72 hours and one week) after the battery, are useful to show the severity of the attack. Photos are to be collected according to local procedures of evidence collection. Additionally, prosecutors should encourage the use of a body diagram for documentation of un-photographable injuries; for example, a knot on the head, broken bones, internal injuries, complaints of pain, or injuries which may not be apparent with flash photography.

C. Build on Police Investigation

Obtain and review any police reports immediately for accuracy and detail. Obtain any 911 tape that may exist for its potential evidentiary value, including: impeachment of recanting victims, identification of additional witnesses, and admissions, threats, or other excited utterances. If the investigation by the police was incomplete, request follow-up investigation in writing to obtain additional information, including: witness statements and contact information, photographs, and information on responding medical personnel. Explain why the information is needed to prosecute the case. This will serve to complete the pending case and to train the officer for future investigations.

Obtain information from the victim as to the identity and location of any corroborating witnesses. Be mindful that matters of evidentiary value may exist on social media platforms (e.g., Facebook, Instagram, Snapchat, Twitter, Tumblr, etc.), text messages (SMS), MMS, and voicemails).

D. Statements of Witnesses

Obtain statements from any witnesses to the incident itself, including those witnesses who heard crying, screaming, gun shots, etc. Obtain statements of any witnesses who can document the relationship and the state of mind of the victim or the defendant immediately after the incident. Do not overlook children who are in the home at the time of the incident. Obtain supplemental statements as necessary.

E. Physical Evidence

The victim and any witnesses should be questioned closely about any physical evidence such as torn, wet or bloody clothing, weapons used in the incident, damaged property, or of answering machine tapes, voicemails, text messages, or any social media posts containing statements of the defendant, threats, harassment, or potential admissions. To preserve physical evidence for trial, immediately have an investigator or police obtain items of physical evidence not originally obtained by law enforcement. Consider asking an investigator or police to take photographs of the scene to show the violent nature of the incident or of the defendant, or to corroborate victim or witness statements.

F. Pleadings and Transcript From Protection Order Proceedings

If a request for a Temporary or Extended Protection Order was made, review the pleadings for supplemental information and to evaluate if any additional charges should be filed. Find out if there were hearings on a request for a Temporary or Extended Protective Order, or on contempt proceedings for violation of the Protective Order. Obtain transcripts which may contain admissions of the defendant, material for impeachment or cross-examination, or descriptions of the incident or past incidents of violence. Most courts throughout Nevada utilize Justice AV Solutions (JAVS) for digital recordings of all legal proceedings. Obtain copies of JAVS recordings from the TPO or EPO hearings.

Beware: There may be double jeopardy implications in pursuing contempt sanctions and criminal charges simultaneously if such actions arise out of the same transaction or occurrence.

Every office should set a policy regarding prosecution of Protection Order violations, and should do so with close communication with the issuing court.

G. Ascertain Defendant's Criminal History and/or History of Domestic Violence

Whether or not the defendant has any prior convictions, he may have a lengthy history of acts of domestic violence against the present victim or other victims, which may include prior Protection Orders against him. This information is important for the purpose of enhancement, for determining the potential lethality of the present charge, and for proposing appropriate sentences to the court. The prosecutor should seek admission of this information at trial or sentencing as applicable. In contemplation of the introduction of prior bad act evidence at trial, a prosecutor should review NRS 48.045 and relevant case law.

VI. PRETRIAL ISSUES

A. Arrest /Bail Conditions

In some jurisdictions, prosecutors may not routinely appear at arraignments in domestic violence cases. The best practice is to ensure that a prosecutor attends all initial appearances and arraignments in domestic violence cases. In either case, it is critical that a prosecutor know the 10 statutory factors considered by the court in determining bail as set forth in NRS 178.4853, and to review each domestic violence case in light of NRS 178.498 and 178.499 to determine if a bail increase is appropriate. In addition to the statutory considerations, the prosecutor should recommend the following conditions for any release where appropriate:

- A prohibition on any contact with the victim and/or her children and relatives either in person or by telephone, including contact through a third party;
- An order barring the defendant from approaching the victim's residence, school or place of employment;
- A prohibition on the defendant destroying or disposing of the victim's property or property held in common;
- A prohibition on drugs, alcohol or weapons;
- In jurisdictions with a Department of Alternative Sentencing (DAS) created pursuant to NRS Chapter 211A, an order placing the defendant under the supervision of DAS and subject to search and seizure without a warrant for the possession of prohibited drugs, alcohol or weapons;
- An order that the defendant wear an alcohol monitoring device;
- An order that the defendant wear a GPS monitoring device;
- An order that the defendant must provide his current address and phone number to court pretrial services, DAS, or as otherwise ordered, and must notify that agency within 24 hours of any change in address or phone number;
- Any other conditions necessary for the victim's safety.

In most circumstances, release of the defendant on his own recognizance should be opposed based on the continued risk of danger posed in domestic violence situations. NRS 178.4851 *et seq.* provides for conditions of release without bail, and should be considered in recommending conditions to protect victims.

B. Body Cams

Agencies throughout Nevada will soon be implementing the use of body cams. Each department will need to implement policies and procedures regulating their use, including among other legal issues, how long recorded video must be retained both for purposes of discovery and for potential civil litigation, under what circumstances the camera must be turned on or off and whether the body cams can film inside a person's home. Each prosecuting agency should contact their individual law enforcement agencies regarding the use and implementation of body cams.

VII. PROTECTING THE VICTIM

The prosecutor, in conjunction with the victim advocate, should make every effort during the pendency of the case to protect the safety of the victim. These efforts should include, but are not limited to the following:

A. Confidentiality of the Victim's Address

Pursuant to NRS 174.234(5), the prosecutor should zealously protect the confidentiality of any change of the victim's address and telephone number and this information should be redacted from police reports, witness statements, and all other discovery materials provided to the defense. In court, prosecutors should never ask for the victim to disclose her current address, should advise victims to refrain from giving an address when testifying to avoid inadvertent disclosure, and should object to requests for such information when made in the course of questioning by the defense.

If filed with the court, victims' addresses should not be placed on subpoenas or returns of service, or any other public document, to avoid disclosure of their locations to defendants.

B. Personal Service of Subpoenas

In the absence of an oral promise to appear, any subpoena going to the victim should be personally served to avoid the possibility of the defendant intercepting it in the mail.

C. Transportation to Court

The prosecutor's office should facilitate safe transportation for the victim to and from court, which could include police escort and the use of separate entrances at the courthouse. If the defendant is released following a court appearance, court officers should be directed to hold the defendant for a period of time sufficient to allow the victim to leave safely. Secure parking should be promoted, as should escort to and from parking facilities.

D. Designated Waiting Areas in Court

NRS 178.5696 requires that the court provide separate and secure waiting areas for victims so they are not subject to harassment or intimidation by the defendant immediately prior to testifying. If this mandate is not being met, the prosecutor should bring this requirement to the court's attention.

E. No Contact Orders

If appropriate, the prosecutor should request no contact orders as a condition of a defendant's release on bail, and should request revocation of bail for any violation of such orders. In addition, the prosecutor's office should advise the victim of the availability of Protective Orders, and explain the merits of such orders. NRS 200.591 provides for both pre-trial and post-conviction "stay away" orders in stalking and harassment cases; violation of such an order is a gross misdemeanor.

F. Child Custody Considerations

Prosecutors need to be aware of the unique danger faced by domestic violence victims in the child custody context. One characteristic which distinguishes domestic violence from other crimes is that the victim and perpetrator frequently have children together.

Thus, perpetrators often have long term, court-sanctioned access to victims pursuant to child custody orders which give them partial custody or visitation rights. New crimes are often committed as a result of this ongoing contact. Alternatively, if no custody order is in effect, the perpetrator has as much access to the children as their mother, and may use the threat or actuality of taking them to assert control over the victim.

Protection Orders can also be obtained to protect the victim and give her temporary custody of her children, and can impose protective conditions such as third party or supervised visitations, or supervised exchanges of custody.

G. Domestic Strangulation

Under Nevada law, Domestic Battery by Strangulation is controlled by NRS 200.481 (1)(h), which states that "strangulation" "means intentionally impeding the normal breathing or circulation of the blood by applying pressure on the throat or neck or by blocking the nose or mouth of another person in a manner that creates a risk of death or substantial bodily harm." While a typical domestic battery is punishable as a misdemeanor in Nevada, a domestic battery by strangulation is categorized as a Category C felony, punishable by 1-5 years in the Nevada State Prison and a fine of up to \$15,000. While NRS 193.130 states that the maximum fine for a Category C felony is a fine of up to \$10,000, NRS 200.485(2) grants a fine of up to \$15,000. Furthermore, NRS 200.481(2)(g)(2) states that if a domestic battery by strangulation is committed by a probationer, then the action is punishable by a Category B felony with a penalty of 2-15 years in the Nevada State Prison.

While not all domestic batteries that involve choking or grabbing by the neck may rise to a felony level offense, the misdemeanor prosecutor is often the initial attorney to evaluate a case for the proper level of prosecution. Therefore, there is an important responsibility of City Attorneys to properly evaluate an offense and decide whether it needs to be referred to the county District Attorney for prosecution as a felony case.

Problems arise with this obligation, as "strangulation" is not always apparent at the time of arrest as compared to a misdemeanor battery that involves grabbing around the throat or neck area. According to a study performed by the City of San Diego in the late 1990s, there were few visible injuries to corroborate a strangulation case. Therefore, the San Diego study concluded, many strangulation cases were not given the proper level of prosecution.

While visible injuries were noticeable in a small percentage of the cases at arrest, they were often too subtle to photograph and identify at the time of emergency intervention in the case. Thus, it becomes important for the misdemeanor prosecutor to seek follow-up evidence to support a felony prosecution of an offender.

Typical symptoms of a strangulation are as follows: (1) Difficulty in swallowing or breathing: Although breathing changes may seem minor at the time of police intervention, underlying injuries may cause severe problems, up to and including death, up to 36 hours after the initial attack. (2) Visible injuries: The injuries would include scratches, abrasions, scrapes or bruising. These can be caused both by the assailant's actions or the victim's actions in trying to fight off the attacker. Issues arise because bruising and redness may not be immediately noticeable, or may be minor in comparison with the actual damage that was inflicted. Bruising from strangulation may not appear for hours or days after an attack, and may be light-colored bruises compared to a bruise that would occur from a punch or more direct injury to the body. It is also important to look for abrasions on the chin, as a victim of a choking will often instinctively lower their chin to protect the neck, resulting in scrapes against the chin caused by the assailant's hands. (3) Petechiae: Petechiae are red marks caused by the rupture of small blood vessels called capillaries. Petechiae may be seen in the eyes, often under the eyelid. However, in more severe cases, it may be seen around the eyes in the orbital region or other areas of the face. (4) Swelling: Swelling may take several hours to appear based on trauma to the underlying muscle structure of the throat and neck. (5) Lung Damage: victims may suffer from damage caused by aspiration of vomit during the strangulation episode which can cause damage to lining of the throat and lungs, along with edema (lungs filling with fluid) caused by trauma to the respiration systems.

Therefore, it is important for misdemeanor prosecutors to perform follow-up investigation when there is any indication of choking or strangulation in a domestic battery case. This information can be gathered from both medical professionals and the victim themselves. If subsequent injuries are apparent, or symptoms of the initial injury become more severe, prosecutors should consider referring a misdemeanor case to the District Attorney for consideration of treating the offense as a felony, rather than a simple misdemeanor domestic battery.

VIII. VICTIMS' RIGHTS

Prosecutors should be familiar with victims' statutory rights, which are especially important in a domestic violence context. These rights include:

- Right, upon written request, to notice of any release of defendant from pre-trial custody, amount of bail, and disposition of charges [NRS 178.5698];
- Right to secure waiting areas at court separate from those used by jurors, defendants and their families [NRS 178.5696(1)];
- Right to an attendant to provide support in court during testimony [NRS 178.571];
- Right to notice of the date of sentencing [NRS 176.015(4)] and to be heard at sentencing after the defendant and/or his counsel speaks [NRS 176.015(3)];
- Right to notice of the disposition of harassment and stalking cases [NRS 200.601(1)] and a certified copy of any no contact order imposed as a condition of sentencing [NRS 200.601(2)];
- Right to notice within 30 days of the defendant's conviction under NRS 205.980 and resulting civil liability for damage to the victim's property [NRS 205.980(3)]; and
- Right, upon written request, to notice of the date of any meeting to consider the defendant for parole and to submit documents and be heard at the meeting [NRS 213.130(4)].

Prosecutors should also be aware that Senate Joint Resolution (SJR) 17 was approved by the Nevada Legislature in 2015 and again in 2017. SJR 17 is Nevada's version of Marsy's Law and is a proposed constitutional amendment expanding the rights of crime victims. Marsy's Law will appear on the general election ballot on November 6, 2018. It is anticipated that Marsy's Law will pass and the new victims' bill of rights will be set forth in Section 23 of Article 1 of the Nevada Constitution as follows:

Sec. 23. 1. Each person who is the victim of a crime is entitled to the following rights:

- (a) To be treated with fairness and respect for his or her privacy and dignity, and to be free from intimidation, harassment and abuse, throughout the criminal or juvenile justice process.
- (b) To be reasonably protected from the defendant and persons acting on behalf of the defendant.
- (c) To have the safety of the victim and the victim's family considered as a factor in fixing the amount of bail and release conditions for the defendant.
- (d) To prevent the disclosure of confidential information or records to the defendant which could be used to locate or harass the victim or the victim's family.
- (e) To refuse an interview or deposition request, unless under court order, and to set reasonable conditions on the conduct of any such interview to which the victim consents.
- (f) To reasonably confer with the prosecuting agency, upon request, regarding the case.
- (g) To reasonable notice of all public proceedings, including delinquency proceedings, upon request, at which the defendant and the prosecutor are entitled to be present and of all parole or other post-conviction release proceedings, and to be present at all such proceedings.
- (h) To be reasonably heard, upon request, at any public proceeding, including any delinquency proceeding, in any court involving release or sentencing, and at any parole proceeding.
- (i) To the timely disposition of the case following the arrest of the defendant.
- (j) To provide information to any public officer or employee conducting a presentence investigation concerning the impact of the offense on the victim and the victim's family and any sentencing recommendations before the sentencing of the defendant.
- (k) To be informed, upon request, of the conviction, sentence, place and time of incarceration, or other disposition of the defendant, the scheduled release date of the defendant and the release of or the escape by the defendant from custody.
- (l) To full and timely restitution.

- (m) To the prompt return of legal property when no longer needed as evidence.
- (n) To be informed of all postconviction proceedings, to participate and provide information to the parole authority to be considered before the parole of the offender and to be notified, upon request, of the parole or other release of the offender.
- (o) To have the safety of the victim, the victim's family and the general public considered before any parole or other post-judgment release decision is made.
- (p) To have all monetary payments, money and property collected from any person who has been ordered to make restitution be first applied to pay the amounts ordered as restitution to the victim.
- (q) To be specifically informed of the rights enumerated in this section, and to have information concerning those rights be made available to the general public.

In addition, the prosecutor should consider responding to the victim's needs as follows:

A. Recommended Notification

The prosecutor's office should be responsible for assisting the victim in creating an account with NV VINE via the website: vinlink.com, phone number: 888-268-8463 or the mobile app VINELink and putting a watch on their offender so the victim can be notified in a timely fashion of developments in the case, including, but not limited to, the following:

- Nature and type of charges filed;
- *Any* changes in the defendant's custodial status, including any short term release;
- Date, in advance, of any court hearing in which the victim may have an interest, including bail hearings and sentencing; and
- Outcome of all court appearances at which the victim was not present, including continuances, bail hearings, and motions.

B. Victim Input

The prosecutor should actively seek victim input throughout the pendency of the case. In particular, victim impact statements which emphasize the continuing risk of harm to the victim and her family should be utilized. In those cases, the prosecutor should make sure the victims' opinions are solicited and considered at sentencing.

Prosecutors should be aware that even in the most serious cases, the victim may try to minimize the violence. While the victim should be listened to with compassion, prosecution of the case should never be dismissed or deferred based solely upon her assessment of the violence.

C. Crime Victim Compensation/Restitution

The prosecutor should seek restitution wherever available, should notify the victim of the

availability of crime victim compensation under NRS chapter 217, and make appropriate referrals for assistance in obtaining it.

NRS 176.033 requires a sentencing court, *in any case where imprisonment is required or permitted by statute*, to set an amount of restitution for each victim in cases where restitution is appropriate. There is no requirement that any portion of the sentence be suspended to order restitution in such cases.

Under NRS 205.980, a person convicted of any crime involving damage to property is civilly liable for the amount of damage done to the property, and an order of restitution signed by the judge in whose court the conviction was entered shall be deemed a judgment against the defendant for the purpose of collecting damages.

IX. VICTIM/PROSECUTOR CONTACTS

A member of the prosecutor's office, preferably a victim advocate, should attempt to contact the victim at the earliest possible opportunity (preferably during the first 12 critical hours following the perpetrator's arrest) to discuss any concerns and orient the victim to the process and available resources.

Different methods of contact offer different benefits:

- Face-to-face - This method offers the best opportunity to establish a rapport with the victim, determine the victim's potential impact on the case and assess the potential future risk and lethality of the situation.
- Telephonic - This method also offers an opportunity to dialogue with the victim if face-to-face contact is not possible.
- Written -Although one-sided, this method allows information on the process and available resources to be conveyed in a consistent, comprehensive manner.

The prosecutor should determine on a case-by-case basis which method of contact is most appropriate.

The prosecutor's office should explain that the ultimate responsibility for prosecuting a case lies with the prosecutor, not the victim, and that the case may proceed without her cooperation. It is important that this message be communicated as it may relieve pressure to drop charges. The prosecutor's office should also carefully explain the sentencing alternatives, negotiated pleas, and provisions for the victim's protection during the pendency of the case.

In the event the victim is reluctant to participate, prosecutors should keep in mind the goals of prosecution set forth in Section I.

X. VICTIMLESS PROSECUTION

In the frequently occurring domestic battery scenario, a couple gets into an argument which escalates into a physical confrontation. When police respond, an upset victim recounts the incident to police. However, as time passes the couple makes amends or the defendant persuades the victim to not cooperate with the prosecution. The victim, no longer willing to participate in prosecution, disappears, forcing the prosecutor to make the determination as to whether he/she can proceed with prosecution victimless. However, with the thoughtful use of hearsay and confrontation clause exceptions, such cases may be proveable.

The Sixth Amendment Confrontation Clause has been the subject of much litigation, particularly since

the 2004 case of *Crawford v. Washington*, 541 U.S. 36. In *Crawford*, the Court held that testimonial statements are inadmissible at trial against the accused unless (1) the witness is unavailable and (2) the Defendant had a prior opportunity to cross-examine the witness (*Id.* at 68). “Unavailability” requires that the proponent of the evidence demonstrate that he or she was unable to procure the attendance of the witness at trial, despite reasonably diligent efforts (*See, e.g. Christian v. Rhode*, 41 F.3d 461, 467 (9th Cir. 1994)). “Prior opportunity” to cross-examine generally means that the defendant must have had a prior chance to develop the witness’s testimony. (*See United States v. Yida*, 498 F.3d 945, 950 (9th Cir. 2007)). However, there are several avenues that a prosecutor may use to overcome the confrontation clause barrier.

A. Forfeiture by Wrongdoing

Where the defendant causes the victim to not appear at trial and where the prosecutor can prove the defendant caused the victim to evade the subpoena, the prosecutor may invoke the principal of “forfeiture by wrongdoing.” If the defendant has engaged in conduct with the intent to prevent the victim’s attendance at trial, the defendant loses the safeguard created by the confrontation clause. (*Giles v. California*, 554 U.S. 353 (2008); *Reynolds v. U.S.*, 98 U.S. 145 (1879)). As a result, the defendant forfeits the ability to object to the victim’s testimonial hearsay statements and, by the defendant’s own actions, eliminates the opportunity to cross-examine those statements.

Forfeiture by wrongdoing may present itself in multiple facets — jail calls, pictures, letters to the victim or her family, journal entries, emails, voicemail messages, postings on social media, interactions between the victim and advocate, or interviews between police and the victim or the victim’s family or friends. Prior to admitting the victim’s statements at trial the prosecutor should proffer to the court, or prove up through witness testimony, that the victim is unavailable; proffer the due diligence used in trying to obtain the victim’s presence for court; call witnesses and present evidence that the defendant’s actions were responsible for the victim’s unavailability at trial.

B. The “Ongoing Emergency”

Where the victim is unavailable for court, the two most common objections a prosecutor must overcome in admitting a victim’s statement are hearsay and the invocation of the defendant’s right of confrontation. However, there are exceptions to both hearsay and the confrontation clause which may make the admissibility of the victim’s statement feasible.

1. Overcoming Hearsay—Excited Utterance (NRS 51.095)

Oftentimes, well trained officers and prosecutors will anticipate the hearsay objection and are prepared to lay the appropriate foundation for excited utterance to admit some or all of the victim’s statements at trial.

NRS 51.095 defines excited utterance as a statement relating to a startling event or condition made while the declarant was under the stress of excitement caused by the event or condition.

In domestic battery cases, excited utterances generally take form in the victim’s 911 call or initial statements made to law enforcement on-scene. In analyzing whether a statement falls under the excited utterance exception several factors should be evaluated:

- The contents of the 911 call. Is there a battery in progress, is the victim in immediate need of assistance, is the victim’s safety otherwise in jeopardy?
- The amount of time which has elapsed between when the 911 call is received and when law enforcement makes contact with the victim. Clearly, the more time which has elapsed the less likely that the victim’s statements will be admitted under excited utterance.

- The demeanor of victim. Is the victim crying, hysterical, short of breath? The more the victim appears to be influenced by the stress of the event, the more likely that her statements will fall under excited utterance.
- The physical condition of the victim. Is the victim actively injured, bleeding, holding her face, huddled in the corner? Injuries that tend to prove recency of the event are more likely to make accompanying victim statements admissible.

2. Confrontation Clause—Victim’s 911 call and Statements to Police On-Scene

Once a prosecutor has overcome the hearsay hurdle, the defense attorney will surely invoke his/her client’s right of confrontation. However, recent developments in this area of law may provide prosecutors a route to admit the victim’s statements, whether made during the course of a 911 call or to the police on-scene.

In *Davis v. Washington*, 547 U.S. 813 (2006), a 911 operator received information from the victim that she was actively being battered by her former boyfriend. During the initial portion of the 911 call, the suspect was on scene, but as the call progressed the suspect fled. Officers made contact with the victim within four minutes of the 911 call being placed. They observed the victim to have what appeared to be fresh injuries and was shaken and frantic. The victim failed to appear for trial, but the Court allowed the portion of the 911 recording where the defendant was present to be admitted at trial. In upholding *Davis*’ conviction, the United States Supreme Court distinguished between testimonial and non-testimonial statements saying that “statements are non-testimonial when made in the course of police interrogation under circumstances objectively indicating that the primary purposes of the interrogation is to enable police assistance to meet an ongoing emergency. They are testimonial when the circumstances objectively indicate that there is no such ongoing emergency, and that the primary purpose of the interrogation is to establish or prove past events potentially relevant to later criminal prosecution.” The Supreme Court ruled that the conversation between the 911 operator and the victim, prior to the suspect leaving the scene were non-testimonial and therefore admissible.

Since *Davis*, the Court has further clarified what was meant by “the primary purpose of the interrogation is to enable police assistance to meet an ongoing emergency.” In *Michigan v. Bryant*, 562 U.S. 344 (2011), police were dispatched to a gas station where they found the victim mortally wounded. Prior to perishing, law enforcement inquired into “what happened, who had shot him, and where the shooting had occurred”. The victim told law enforcement that he had been shot by the Defendant and where the incident occurred. The United States Supreme Court held that the description of the shooter and the location of the shooting were not testimonial statements because the “primary purpose” was “to enable police assistance to meet an ongoing emergency” and therefore did not violate the confrontation clause.

Bryant went on to state that the primary purpose determination is highly context specific and should objectively take into account all of the relevant circumstances. Moreover, while the existence of an “ongoing emergency” at the time of the encounter is the most important factor informing the interrogation’s primary purpose, there may be other circumstances in which a statement is not procured with a primary purpose of creating an out-of-court substitute for trial testimony.

Specifically, *Bryant* found the following factors persuasive in determining the primary purpose of the interrogation:

1. A victim’s medical condition—a victim’s injuries may be so debilitating as to prevent her from thinking sufficiently clearly to understand whether the statements are for the purpose of addressing an ongoing emergency or for the purpose of future prosecution;

2. Existence and magnitude of a continuing threat to the victim and the public—the suspect was armed and at large. However, *Bryant* did distinguish the typical domestic violence case which often have a narrower zone of potential victims than cases involving threats to public safety;
3. Informality of the encounter between victim and law enforcement (e.g. hasty fact gathering at scene of violence versus formal interview at police station)—formality suggests the absence of an emergency, but informality does not necessarily indicate the presence of an emergency;
4. Context of the questions posed by law enforcement—elicited statements may be necessary to be able to resolve the present emergency, rather than simply to learn what had happened in the past;
5. Statement and actions of both the declarant and the interrogators provide objective evidence of the primary purpose of the interrogation (e.g. law enforcement arrives on scene within minutes versus hours later; victim describing events as they are unfolding versus past criminal acts now being investigated; victim was seeking help for a current danger; victim frantic and shaken versus calm and collected).

Practically speaking, there are typical scenarios a prosecutor may encounter when faced with a confrontation clause issue:

Situation #1: Law enforcement responds to a 911 call, upon arrival the victim is visibly upset and the defendant has fled the scene.

- *Bryant*: “The Michigan Supreme Court erroneously read *Davis* as deciding that the statements made after the defendant stopped assaulting the victim and left the premises did not occur during an ongoing emergency.” (*Id.* at 363).
- Key factors: 911 call, visibly upset victim, potentially injured victim, defendant’s location is unknown posing possible danger to kids, family members or victim should defendant return.

Situation #2: Law enforcement responds to 911 call, parties involved in altercation are *not* separated, visibly upset and/or injured victim responds to “what happened” question by law enforcement.

- *Bryant*: “we consider the informality of the situation and the interrogation. . .the situation was fluid and somewhat confused: the officers arrived at different times” indicating that the primary purpose remained responding to an ongoing emergency. (*Id.* at 377).
- Officers’ immediate concern is securing the scene to eliminate threats to the victim, officers and the public.
- The typical “what happened” question is the exact type of question necessary for law enforcement to figure out what caused the emergency and to determine what action should be taken to prevent further harm.
- Key factors: 911 call, distressed and/or injured victim, ascertaining victim’s safety, potential for other suspects or victims, informality of interrogation.

Situation #3: Law enforcement responds to a 911 call, parties involved in altercation are separated, visibly upset and/or injured victim responds to “what happened” question by law enforcement.

- Separation is part of the response to the emergency, for law enforcement to ascertain what the emergency is and to get honest and complete answers from all parties involved.
- Primary purpose is to neutralize a potentially dangerous situation.
- Key factors: 911 call, distressed and/or injured victim, establishing victim's safety, potential other suspects or victims, informality of interrogation.

Situation #4: Law enforcement responds an hour later to reported "domestic disturbance", parties involved in altercation are separated and no objective need for medical attention.

- Statements by victim are likely testimonial.
- *Hammon*, 547 U.S. 813, 814-15 (2006)—Since there was no emergency in progress at the time law enforcement arrived on-scene, the primary purpose of the investigation was to investigate a possible crime.

C. Victim's Statements to Family and Friends

A testimonial statement is defined as a statement about a past event or fact that the declarant would reasonably expect to be used later in a criminal prosecution. An accuser who makes a formal statement to government officers bears testimony in a sense that a person who makes a casual remark to an acquaintance does not (*Crawford* at 51).

A victim's friends or family members are oftentimes very useful to prosecution as they may have physically present with the parties during the altercation, they may have been on the phone with the victim as the altercation was occurring or they may have observed the victim immediately following the altercation. These witnesses can usually identify the respective parties (or their voices' on a 911 call) and their relationship, describe the demeanor of the victim in person or over the phone during the altercation, describe the victim's demeanor immediately following the incident or detail the physical injury which resulted and evolved in the days following the incident.

D. Victim's Statements to Medical Personnel

Medical records also provide an avenue for proving domestic violence cases where a victim is unavailable for trial. Certified medical records are generally admissible pursuant to the business records exception to the hearsay rule. (NRS 51.135). Furthermore, medical personnel who made firsthand observations of the victim's physical condition may testify about their observations. Likewise, the confrontation clause is not implicated because statements made to a medical professional for treatment are not testimonial.

The AMA Guidelines dictate that "it is imperative that physicians inquire about the battered woman's safety" and that a "plan for the woman's safety should be discussed before she leaves the physician's office". Further, the American College of Emergency Physicians state that it is imperative that emergency personnel assess the patients for domestic violence and routinely inquire as to "what happened, when, where and whom".

Where this becomes a bit more problematic is proving the attackers identity. However, there exists a growing body of authority upholding the introduction of medical records and testimony from treating physicians regarding the victim's identification of the attacker in domestic violence cases. The rationale is that such information is necessary for diagnosis or treatment insofar that it bears on advice to seek counseling or therapy. (see e.g., *United States v. Peneaux*, 432 F.3d 882 (8th Cir. 2005)).

XI. DISPOSITIONS

A. Negotiated Pleas

NRS 200.485 prohibits plea bargains for a battery that constitutes domestic violence pursuant to NRS 33.018 unless it is determined that the charge is not supported by probable cause or cannot be proved at the time of trial. Before negotiating any plea, the prosecutor should consider the following factors:

- Realistic assessment of the possibility of successful prosecution without a plea;
- Seriousness of the offense;
- Prior criminal history of the defendant;
- Victim's input;
- Any history of violence in the relationship and the probability of recurrence; and
- Any other relevant circumstances.

B. Sentencing

The prosecutor's sentencing recommendations should be commensurate with sentences for other violent crimes. In some cases, it may be argued that sentencing should be in the higher range of the sentencing limits due to the relationship between the victim and defendant. In no event should the prosecutor ever recommend or stipulate to less than the mandatory minimum provisions of the sentencing statute.

As set forth in Section VII, the victim has a right to be heard at sentencing, generally referred to as the victim's impact statement. The sentencing hearing is also an opportunity to have the victim testify about past violent incidents that were not admissible at trial, but are admissible at the sentencing stage. Offering additional witnesses, including experts, should also be considered. The prosecutor should stress the pattern of abusive behavior, along with any violations of previous court orders, so the court can evaluate future risk to the victim and sentence accordingly. Be prepared, as even in the most serious cases the victim may try to minimize the violence.

1. Suspended Sentences

NRS 200.485 provides that a court shall not grant probation to and, except as otherwise provided in NRS 4.373 and 5.055, a court shall not suspend a sentence for a battery that constitutes domestic violence pursuant to NRS 33.018.

The defendant's behavior while on a suspended sentence should be carefully monitored and conditioned upon strict compliance with conditions carefully tailored to protect the victim and community.

A credible threat of incarceration must exist to ensure compliance. If not ordered by the court, the prosecutor should ask for status reviews to monitor compliance. The prosecutor should appear at such status reviews and any probation violation proceedings.

2. Counseling and Treatment Programs

NRS 200.485 mandates counseling for a battery that constitutes domestic violence pursuant to NRS 33.018. In addition, prosecutors should recommend the following programs for the defendant when appropriate:

- Substance abuse counseling;

- Parenting classes; and/or
- Mental health evaluations.

Studies have shown that couples therapy is *not* appropriate and is often dangerous to the victim. In a couple's environment, the defendant's control over the victim is reinforced and the victim is intimidated from speaking candidly and honestly.

NRS 5.055 (Municipal Court) and NRS 4.373 (Justice Court) provide for suspended sentences, and counseling as a condition thereof in the courts of limited jurisdiction.

The prosecutor should request that the court require the defendant, as a condition of sentencing, to provide the police narrative report to the court-ordered counseling program. Any report provided by the prosecutor's office should comply with any policies regarding the confidentiality of information.

3. Diversion

Diversion is generally defined as an action that suspends criminal justice case processing of a domestic violence charge, with one or more of the following results: 1) charges not filed, 2) charges dismissed, and/or 3) sealing of records. Diversion, in other words, offers an alternative to a criminal conviction. The goal of diversion in domestic battery cases is to modify a defendant's behavior by providing treatment to address domestic violence, mental health conditions and/or substance use, while at the same time, providing eligible offenders the opportunity to have a domestic battery charge dismissed and/or sealed.

In Nevada, domestic battery diversion is limited by statute. For example, a criminal offender who is found to be addicted to either drugs or alcohol may be eligible for diversion under NRS 458.300, but a person charged with domestic battery, even if deemed an addict, is specifically excluded from NRS Chapter 458 diversion eligibility. Additionally, as of October 1, 2017, justice courts and municipal courts are required to consider, prior to entry of plea, whether an offender is eligible for a NRS Chapter 174 pre-prosecution diversion program. Domestic battery offenders are also specifically excluded from this program.

On the other hand, domestic battery offenders are eligible for diversion if they participate and successfully complete a NRS 176A.250 mental health court program. An offender is eligible for admission, if, among other requirements, the offender is diagnosed with a serious mental illness and the prosecuting authority stipulates to the offender's participation. Upon successful completion of the mental health court program, a domestic battery offender may be eligible for a dismissal of the proceedings. A dismissal upon completion of the program, under NRS 176A.290, is not considered a conviction for any private or public purpose, but is considered a conviction for a second or subsequent conviction.

Additionally, domestic battery offenders may be eligible for diversion upon participation and successful completion of a NRS 176.280A veteran's court program. To be eligible for a veteran's court program, the domestic battery offender must, among other requirements, suffer from a mental illness, alcohol or drug abuse, or posttraumatic stress disorder, and the prosecuting authority must be willing to stipulate to the offender's participation in the program. As with mental health court, in accordance with NRS 176.290, successful completion of the program may result in the dismissal of the domestic battery proceedings, but the charge is considered a conviction for enhancement purposes.

It is important to note that domestic battery offenses charged in municipal court are eligible for diversion through mental health court or veteran's court participation if jurisdiction of the case is

transferred pursuant to NRS 5.050. NRS 5.050 gives municipal courts authority to transfer original jurisdiction of a domestic battery charge to a district court for the purpose of assigning a domestic battery offender to either mental health court or veteran's court.

4. Veteran's Court

Veteran's courts are a creature of statute envisioned by the Legislature to provide for diversionary treatment of cases involving veterans or members of the military. NRS 176A.208 grants authority to district courts, justice courts and municipal courts to establish a program for treatment for veterans or members of the military who also suffer from mental illness, alcohol or substance abuse, posttraumatic stress disorder or a traumatic brain injury which appear to be related to military service, including readjustment to civilian life. Assignment to such a court is also available for those who appear to suffer from military sexual trauma, which includes psychological trauma related to sexual harassment or an act of sexual assault that occurred while the veteran or member of the military was serving active duty, active duty for training, or inactive duty training.

Historically, the Nevada Legislature only permitted district courts to establish Veteran's treatment courts. However, in the 2017 legislative session, the Legislature granted authority to municipal and justice courts to enact their own veteran's courts. Several lower jurisdiction courts now have active Veteran's courts. NRS 176A.285 permits lower jurisdiction courts which do not yet have active Veteran's courts to transfer original jurisdiction to the district court for treatment through that jurisdiction's Veteran's Court.

To be eligible for veteran's court the defendant must be a veteran or member of the military who appears to suffer from: (1) mental illness, alcohol or drug abuse, post-traumatic stress disorder or a traumatic brain which appears to be related to military service; or (2) Military sexual trauma, as defined in NRS 176A.280. Additionally, an eligible defendant is one who would benefit from assignment to the program and has not previously been assigned to such a program. Finally, except under extraordinary circumstances, a veteran must not have been discharged under dishonorable conditions.

Eligible offenders assigned to veteran's court are required to participate in the treatment court for not less than 12 months and will undergo treatment related to the individual issue(s) that brought them in contact with the criminal justice system. Veteran's courts work in collaboration with the Veteran's Administration both in identifying possible candidates as well as assisting with connecting the veteran with appropriate treatment, housing, education, mental health services and other recovery support services.

Assignment to a veteran's treatment court is discretionary but the Legislature did not appear to place limits on the types of crimes eligible for assignment to these courts. Indeed, the only limitation on assignment to such a court is regarding crimes of violence. If the crime committed by the offender involved the use or threatened use of force or violence, or if the offender was previously convicted of a felony that involved the use or threatened use of force or violence, a court may not assign an offender to the program unless the prosecuting attorney stipulates to the assignment.

Eligible offenders charged with the crime of domestic battery may be assigned to veteran's court upon stipulation of the prosecuting attorney and also be eligible for diversionary treatment of the case. When an offender charged with domestic battery successfully completes the program of treatment, the court will conditionally dismiss the charge for purposes of restoring the offender to the status occupied prior to the arrest but remains a conviction for purpose of additional penalties imposed for second or subsequent convictions or for the setting of bail in future cases.

5. Restitution

If allowable by law, the prosecutor should seek restitution for expenses resulting from the crime. The prosecutor should request payment be made prior to payment of fines or court costs, and that payment be made according to a specific, short timetable.

NRS 176A.430 requires that a court *shall* order restitution as a condition of probation or suspension of sentence, or the court is required to set forth the circumstances upon which it finds restitution impracticable.

NRS 5.055 (municipal court) and NRS 4.373 Justice court) provide for suspended sentences, and restitution as a condition thereof in the courts of limited jurisdiction.

NRS 213.126 requires that, unless complete restitution was made during a parolee's incarceration, the board *shall* impose such as a condition of parole.

C. Parole Hearings

If the defendant commits a felony and he is ultimately convicted and sentenced to prison, eventually he will come up for parole while serving his sentence. The State Board of Parole Commissioners, upon receiving an application from the defendant, will hold a periodic meeting to consider the application. The victim is entitled to submit documents to the board and may testify before the board at the meeting held to consider the application. No application for parole may be considered until the board has notified the victim of her rights and she is given an opportunity to exercise those rights, if she so requests in writing and provides a current address [NRS 213.130].

The prosecutor may request to be heard at a meeting to consider the application of the defendant. The prosecutor may also submit his or her name to the parole board and obtain the name and address of the victim for this purpose at the close of the case and notify the victim of any parole consideration meetings regarding the defendant when the prosecutor is notified.

D. Dismissals

Dismissal is a last resort. In most cases, delay dismissal until the time of trial. This gives the prosecution one last chance to persuade a reluctant victim to go forward or to otherwise develop sufficient evidence. In addition, it ensures that the defendant appears in court so that the seriousness of the domestic violence charge may be impressed upon him.

Note: Dismissal of felony charges at the time of trial acts as a dismissal with prejudice [NRS 178.554 and NRS 178.562(1)]. Unfortunately, it also may confirm in the defendant's mind his power over the victim or that she does not view the offense as being serious. Thus, it should be made clear on the record that the prosecutor, not the victim, has made the decision to dismiss.

E. Future Prosecutions

When a dismissal is granted, the prosecutor should advise the victim that the dismissal will not be held against her and that the office of the prosecutor stands ready to assist and prosecute any future domestic violence crimes.

F. Data Collection and Evaluation

The prosecutor's office should collect and evaluate data concerning domestic violence prosecutions to facilitate system improvement. The prosecutor's office should also engage local victim advocates in a continuing process of evaluation of its policies, procedures and performance with regard to domestic

violence prosecution.

APPENDIX A - Determining the “Primary Physical Aggressor” (Dominant Aggressor)

In situations where more than one domestic violence incident may have occurred, the "primary physical aggressor" is the person determined to be the dominant aggressor, not necessarily the first person to use force or violence. In making this determination, and in conformity with NRS 171.137(2), peace officers shall consider:

1. Prior domestic violence involving either person;
2. The relative severity of the injuries inflicted upon the persons involved;
3. The potential for future injury;
4. Whether one of the alleged batteries was committed in self-defense; and
5. Any other factor that may help the peace officer decide which person was the primary physical aggressor.

While not codified by statute, the following is a non-exhaustive list of “any other factor” that may help the peace officer or the prosecutor decide who was the primary physical (dominant) aggressor:

1. The comparative extent of the injuries between the persons involved;
2. Any serious threats creating a fear of physical injury to the person;
3. The comparative sizes and/or vulnerabilities of the parties involved;
4. The demeanor of the parties involved, including their emotional state and any excited utterances;
5. Any weapons used or threatened for use by either party;
6. Any claims of self-defense, defense of others, defense of property, coercion or trespass;
7. The presence of defensive wounds, which may include scratches to the suspects, face, arms and hands or to the victim's neck in cases involving strangulation;
8. Any witness statements;
9. Whether there was an excessive response to the other parties' actions and/or time delay between domestic violence incidents;
10. Whether there was a time delay between domestic violence incidents; or
11. The environment in which the violence occurred.

APPENDIX B - Lethality Assessment

Conduct a lethality assessment by considering, without limitation, the following factors in the context of the relationship as a whole:

1. Is there a history of domestic violence?
2. Does the perpetrator have obsessive or possessive thoughts?
3. Has the perpetrator threatened to kill the victim?
4. Does the perpetrator feel betrayed by the victim?
5. Is the victim attempting to separate from the perpetrator?
6. Have there been prior calls to the police?
7. Is there increasing drug or alcohol use by the perpetrator?
8. What is the prior criminal history of the perpetrator?
9. Is the perpetrator depressed?
10. Does the perpetrator have specific "fantasies" of homicide or suicide?
11. Does the perpetrator have access to or a fascination with weapons?
 - a. Has the perpetrator abused animals/pets?
12. Has the perpetrator demonstrated rage or hostile behavior toward police or others?
13. Has there been an increase in the frequency or severity of the violence (whether documented or not)?
14. Has the perpetrator been violent toward children?
15. Has there been strangulation involved and how often?
16. Is there a history of stalking behavior?

Revised by: Reno City Attorney Karl Hall and
Douglas County District Attorney Mark Jackson

APPENDIX C

**Nevada Office of the Attorney General
Committee on Domestic Violence
Fatality Review Subcommittee**

Case Review Summary Report

Elko, Nevada

10.1.18 – 10.2.18

Summary of Review:

On October 1st and 2nd 2018 the Nevada Office of the Attorney General Committee on Domestic Violence's Fatality Review Subcommittee met in Elko, Nevada to conduct a case review. The purpose of the review was to gather information about a local fatality related to domestic violence, understand the circumstances leading up to the fatality and to identify any gaps in services or opportunities for intervention. In addition to this case-specific review, the subcommittee also discussed the local community and/or state response to domestic violence, prevention and intervention efforts. The multidisciplinary review process worked to identify opportunities for improvement and make recommendations for prevention of future deaths related to domestic violence.

While the focus of the subcommittee was on the details of one specific case, the local community members of the subcommittee also discussed general community concerns related to domestic violence.

Below is a compiled a list of identified opportunities for improvement as well as resources and suggested strategies for implementation.

Opportunities Identified by the Review

***Issue #1:** In many cases one reason a victim of domestic abuse will stay in the home and not seek help from a shelter is because they do not want to leave their pets behind and the local shelter will not accept their pets. In some urban areas, there are shelters available for pets for when victims need to leave and want to make sure their pets are safe as well. This resources is often not available in rural areas and creates a barrier for victims who wish to leave their homes.*

Proposed Response: Advocates should work with local animal shelters, pet boarding services and veterinarians to create temporary care for pets to eliminate this barrier for victims to seeking services. In addition, victims need to be aware that safe care for their animals is available so information about this issue should be included on the card left with victims so that they are aware and may be more encouraged to seek services. Finally, a plan for education of local law enforcement about this issue as a barrier for victims and how to provide information

regarding possible solutions is also needed to ensure that appropriate information is provided on scene.

Issue #2: *In cases where children are involved, the local child welfare agency is often contacted to assess whether or not there has been any maltreatment of the children and ensure that they are safe. In these cases, child welfare has access to the medical and mental health records for the children to help in their assessment, but does not have access to these records for the adults in the home. In some circumstances, this information would be critical in assessing the capacity of parents to appropriately care for their children.*

Proposed Response: In these cases it may be possible to work with a Deputy Attorney General to obtain an administrative warrant to obtain these records when needed. The Office of the Attorney General will look into the process for obtaining these warrants and work with the Nevada Division of Child and Family Services to develop an internal process for these cases.

Issue # 3: *In many cases involving domestic violence, victims often recant or minimize their abuse. This can make prosecution difficult because the victim may be uncooperative with the investigation. Education should be provided statewide for prosecutors to learn best practices around moving forward with charges against perpetrators even when victims are not cooperative with the investigation and prosecution.*

Proposed Response: The Ombudsman for Domestic Violence has include this information in the Domestic Violence Prosecution Best Practice Guidelines that were developed and recently updated. A copy of these Guidelines have been provided to the District Attorney's Office and the Sheriff's and Chief's of each jurisdiction in Nevada and can be found here: http://ag.nv.gov/Hot_Topics/Victims/DV_Prosecuting/

Issue #4: *Currently TPOs have no priority in being served first. (Ref NRS) The priority is for eviction notices to be served. Therefore, after a victim travels to an office to apply, waits for the order to be issued, they still have to wait for the TPO to be served to the perpetrator for it to be in effect.*

Proposed Response: The Office of the Attorney General is currently working on a Bill Draft Request to address the priority service issue in the next legislative session.

Issue #5: *The Subcommittee identified a potential need for additional training around what constitutes a violation of a protection order, when to make an arrest, and what the process*

should be for the removal of firearms from a home once a TPO has been ordered or after a domestic violence conviction. In addition, when after a conviction parole/probation are involved these agencies need to take an active role in ensuring that firearms are removed.

Proposed Response: Create a plan to identify the most effective venues for training and information dissemination for law enforcement and assist local law enforcement agencies to provide training and/or materials so training can be provided by existing training staff. In addition, when firearms should be surrendered after a domestic violence conviction, all agencies verify that they have been removed from the offender's possession.

Issue #6: *In domestic violence cases where law enforcement responds and children are involved, often the local child welfare agency is not notified of the incident until days after the incident had occurred, if at all. It is critical for child welfare to be notified of domestic violence incidents even when it appears that children are not physically harmed. Child welfare can offer services to the family as well as provide counseling on the impact that witnessing violence in the home can have on children which may help a victim to increase their capacity to protect their children and stop the cycle of violence.*

Proposed Response: Local communities should work together to develop a process for ensuring that when law enforcement responds, and a child is present, child welfare is contacted as soon as the scene is secured to respond and provide assistance with children present and ensure their safety and promote a joint investigation and information sharing. In addition, local communities may develop processes for law enforcement to notify child welfare of all domestic Violence related cases on a regular basis as a means to ensure that no cases with children are overlooked.

Issue #7: *Domestic violence is a complex problem and there are many systemic reasons why victims may not be able to leave an abusive situation. In addition, friends, family and others surrounding the victim may have more information about the history of control and violence in a relationship that can be helpful in an investigation and in providing assistance to the victim and their family.*

Proposed Response: The creation of community level multidisciplinary teams where law enforcement, child welfare, social services, public and behavioral health and others can come together to discuss cases and identify creative solutions to overcome barriers could help to better serve the community, and prevent domestic violence at a systemic level. These teams can also discuss strategies for gathering additional information from friends and family to help intervene as well as foster collaboration between agencies.

Issue # 8: *At the time of law enforcement response to a domestic violence situation, it is critical that advocates are available and dispatched to the scene to offer timely support and resources to help victims. In addition, the development of a positive interaction and relationship with an advocate can also help law enforcement with their investigation because the victim has someone to help them understand the process of the criminal justice system.*

Proposed Response: The Office of the Attorney General has developed a protocol for cross-agency response to domestic violence (see attached). This protocol outlines the different roles in a domestic violence case as well as advice on when to contact a victim services advocate, and how on-scene advocate can help. Communities should review this protocol and explore their capacity to implement the protocols and identify barriers to implementation, including the lack of resources for advocates in all communities.

Proposed Action Plan

The review subcommittee developed each of the recommendations listed above and the local community where the review was completed has already started to discuss ways that some of these recommendations can be implemented. The report of recommendations is provided to the Committee on Domestic Violence for discussion and possible action. In addition the Ombudsman for Domestic Violence can also help to support training initiatives and the dissemination of best practices statewide.

APPENDIX D

JUDICIAL DOMESTIC VIOLENCE SURVEY SUMMARY		
Please provide your name and court affiliation.	What resources are most helpful in the adjudication of domestic violence case that you handle?	What resources are lacking in the adjudication of domestic violence cases that you handle?
<p>Mike D. Cowley; Justice of the Peace Meadow Valley Township Justice Court Pioche, NV. 89043</p>	<p>With the mandatory sentencing requirements of attendance to Batterers Treatment Counseling Program and being in an area that doesn't have these programs readily available we made contact with LRS of Las Vegas and set up a live video link to provide the program to individuals in this area that are required to attend this counseling. The court made contact with at AG's Office and Domestic Violence Committee and was granted approval for a pilot program. This program is now accepted and approved for use by any rural court that wishes</p>	<p>Doing the best we can with what we have.</p>
<p>Sue Sevon Court Administrator 10th Judicial District Court</p>	<p>See above.</p>	<p>Justice Court of New River Township handles the majority of domestic violence TPOs. The criminal domestic violence matters are mainly handle at the lower Court level. Those who are convicted at the District Court level are dealt with in Prison or under supervision of Parole and Probation. We currently do not have a victim advocate in our District Attorney's office, but do have a Deputy AG who is assisting in the rural counties with these case types. The Court normally does not have a large interaction with victims in these case types and many times if they plea out we never see or know who the victim is.</p>
<p>Judge Camille Vecchiaralli Dayton Township Justice Court</p>	<p>List of certified counselors , list of places for community service work</p>	<p>More local low costs batterer's intervention counselors</p>
<p>Robert J. Bennett Canal Township Justice Court</p>	<p>Thorough police reports when required to adjudicate a case by trial.</p>	<p>Adequate counseling in rural communities.</p>
<p>R. Glasson Tahoe Justice Court Douglas County</p>	<p>I'm only a judge. I cannot speculate upon what LE, prosecution or defense needs are. I know of other areas in addition to "adjudication" where resources might be helpful, such as in completion of requisites of a sentencing, or in pre-trial conditions of bail/release, but that isn't part of the adjudication</p>	<p>None that I am aware of with regard to "adjudication" (e.g. legal process by which a judge reviews evidence and argumentation) to come to a decision which determines rights and obligations between the parties involved)</p>

<p>Availability of affordable counseling. We are using the video counseling services through LRS in Las Vegas. Many times the connection is not good and the session cannot be attended by people here at the court. The counselor usually requires the attendees to do some other type of activity. The sessions usually last an hour or maybe a little longer, but they do not last 1 1/2 hours as required by the statute. We also have limited places that will allow the community service.</p> <p>In the adjudication, none.</p> <p>Time, education</p>	<p>Community service is available in our community on a limited basis.</p> <p>Victim Advocates</p> <p>Bench cards, reference material</p>	<p>Teri Feasel, Carlin Justice Court</p> <p>EF Herrington, Virginia Township Justice Court</p> <p>None provided</p>
---	---	---

ADMINISTRATIVE OFFICE OF THE COURTS

Domestic Violence trainings held in 2017 and 2018, number of hours for each training as well as the number of judges who attended:

2017

Distance Education (webinars):

Domestic Violence in the Digital Age Part 1: Technology, 1.0 hour, 18 judges

Domestic Violence in the Digital Age Part 2: Evidentiary Issues, 1.0 hour, 16 judges

In person Seminars:

Nevada Limited Jurisdiction Judges 2017 Winter Seminar

Trauma Informed Practice and Introduction to the Nevada Arrest and Protection Advocacy Project, 1.0 hour, 66 judges

2018

In person Seminars:

Nevada Family Court Judges 2018 Annual Conference

Documentary Evidence/Social Media Foundation, 0.5 hour, 43 judges

Nevada District Court Judges 2018 Annual Seminar

Elder Abuse and Domestic Violence: A Scenario-Based Teaching Experience, 1.0 hour, 76 judges

2019

Administrative Office of the Courts (AOC):

Agendas for the seminars are still being developed. At a minimum the AOC plans to have one live presentation (Family Court Conference) and one distance education presentation. The AOC may have live presentations at the District Judge Annual and Limited Jurisdiction Judges Summer Seminars.

APPENDIX E

Site Wide Statistics from January 2017 to December 2018

NVS WVINE Notifications									
Month	Email	TTY	SMS	Phone	In-App	Letter	Other	Total	
January 2017	2,340	4	0	2,130	0	0	0	4,474	
February 2017	2,482	3	0	1,979	0	0	0	4,464	
March 2017	2,876	3	0	2,130	0	0	0	5,009	
April 2017	2,544	4	0	1,947	0	0	0	4,495	
May 2017	8,471	28	159	6,739	8	0	0	15,405	
June 2017	3,832	1	1,114	2,363	25	0	0	7,335	
July 2017	3,687	7	1,326	2,225	50	0	0	7,295	
August 2017	3,620	4	1,535	2,283	107	0	0	7,549	
September 2017	3,326	4	1,733	2,224	78	0	0	7,365	
October 2017	3,523	1	1,857	1,981	137	0	0	7,499	
November 2017	2,573	0	1,402	1,461	106	0	0	5,542	
December 2017	2,680	3	1,626	1,550	101	0	0	5,960	
January 2018	6,371	7	3,910	4,481	424	0	0	15,193	
February 2018	2,867	2	2,269	1,682	207	0	0	7,027	
March 2018	4,378	10	2,504	2,484	274	0	0	9,650	
April 2018	2,459	3	2,016	1,325	164	0	0	5,967	
May 2018	2,829	1	2,008	1,317	160	0	0	6,315	
June 2018	2,787	1	2,322	1,463	168	0	0	6,741	

Month	Email	TTY	SMS	Phone	In-App	Letter	Other	Total
July 2018	2,600	2	2,194	1,292	170	0	0	6,258
August 2018	2,852	6	2,420	1,373	187	0	0	6,838
September 2018	3,089	1	2,694	1,452	256	0	0	7,492
October 2018	3,024	1	2,682	1,271	213	0	0	7,191
November 2018	2,277	4	2,043	1,113	252	0	0	5,689
December 2018	2,311	8	2,141	1,154	212	0	0	5,826
Total	79,798	108	39,955	49,419	3,299	0	0	172,579

Committee on Domestic Violence

NVSWVINE Registrations

Month	Concerned Citizen	Victim	Witness	Family Member Of Offender	Family Member Of Victim	Not Reported	Total
January 2017	0	0	0	0	0	0	0
February 2017	0	0	0	0	0	0	0
March 2017	0	0	0	0	0	0	0
April 2017	0	0	0	0	0	0	0
May 2017	0	0	0	0	0	1,250	1,250
June 2017	0	0	0	0	0	3,885	3,885
July 2017	0	0	0	0	0	3,556	3,556
August 2017	0	0	0	0	0	3,724	3,724
September 2017	0	0	0	0	0	3,355	3,355
October 2017	0	0	0	0	0	3,471	3,471
November 2017	0	0	0	0	0	2,623	2,623
December 2017	0	0	0	0	0	2,649	2,649
January 2018	0	0	0	0	0	2,546	2,546

Page 135

Month	Concerned Citizen	Victim	Witness	Family Member Of Offender	Family Member Of Victim	Not Reported	Total
February 2018	0	0	0	0	0	2,351	2,351
March 2018	0	0	0	0	0	2,631	2,631
April 2018	0	0	0	0	0	2,783	2,783
May 2018	0	0	0	0	0	2,672	2,672
June 2018	0	0	0	3	0	2,912	2,915
July 2018	4	7	0	7	0	2,829	2,847
August 2018	0	0	0	0	0	2,913	2,913
September 2018	0	0	0	0	0	3,068	3,068
October 2018	1	0	0	0	0	2,956	2,957
November 2018	0	0	0	0	0	2,692	2,692
December 2018	0	0	0	0	0	2,648	2,648
Total	5	7	0	10	0	57,514	57,536

NVSWVINE Searches

Month	VineLink	VineWatch	Phone	MobilePatrol	Total
January 2017	0	0	0	0	0
February 2017	0	0	0	0	0
March 2017	0	0	0	0	0
April 2017	0	0	0	0	0
May 2017	0	1	608	2,282	2,891
June 2017	0	0	0	11,348	11,348
July 2017	0	527	242	11,867	12,636
August 2017	343	573	620	11,335	12,871

Month	VineLink	VineWatch	Phone	MobilePatrol	Total
September 2017	17,022	447	619	13,396	31,484
October 2017	21,035	260	560	15,585	37,440
November 2017	20,345	290	511	17,089	38,235
December 2017	19,916	1,079	495	20,201	41,691
January 2018	18,345	2,288	513	20,783	41,929
February 2018	19,054	3,346	530	23,659	46,589
March 2018	20,759	1,813	552	28,919	52,043
April 2018	20,575	1,667	582	35,095	57,919
May 2018	21,366	1,869	576	41,706	65,517
June 2018	20,909	1,887	601	49,212	72,609
July 2018	22,117	2,257	587	22,816	47,777
August 2018	1,526	2,087	609	0	4,222
September 2018	0	966	544	0	1,510
October 2018	11,462	0	577	0	12,039
November 2018	23,366	0	514	0	23,880
December 2018	23,758	0	451	0	24,209
Total	281,898	21,357	10,291	325,293	638,839

NVSWVINE Bookings/Releases

Month	In Custody	Out of Custody
January 2017	0	0
January 2018	15,506	10,131
February 2017	0	0

Month	In Custody	Out of Custody
February 2018	16,663	9,680
March 2017	0	0
March 2018	16,149	10,752
April 2017	0	0
April 2018	15,217	11,419
May 2017	5,147	2,572
May 2018	14,629	11,553
June 2017	13,228	10,461
June 2018	13,999	10,782
July 2017	13,788	10,518
July 2018	14,082	10,945
August 2017	15,117	11,629
August 2018	15,947	11,543
September 2017	13,220	10,512
September 2018	15,080	10,851
October 2017	13,105	10,472
October 2018	14,089	11,167
November 2017	12,698	10,407
November 2018	13,107	10,305
December 2017	12,884	10,321
December 2018	11,637	9,165
Total	275,292	205,185

APPENDIX F

Statewide Nevada Summary

Month: Jan-17

Registrations on Offenders with VAWA Charges	5879
Total Active Registrations for the State of Nevada	11616
Percentage of Statewide Program	51%

Detail

Registration Summary by Agency

Agency ID	Agency Description	Charge Detail	Registration Count
5	Churchill County Detention Center	DOMESTIC BATTERY/SIMPLE	10
5	Churchill County Detention Center	DOMESTIC VIOLENCE/AGG. INJURY	10
5	Churchill County Detention Center	FORCE SEX ASLT/RAPE	5
5	Churchill County Detention Center	NONFRC SEX ASLT/STATUTORY RAPE	2
5	Churchill County Detention Center	RESTRAINING ORDER VIOLATION	9
5	Churchill County Detention Center	SEXUAL ASSAULT ON A CHILD	1
6	Clark County Detention Center	ADV/SOLICIT TO PROMO DISTR IMIT C/S (1ST	4
6	Clark County Detention Center	ASSAULT (DOMESTIC VIOLENCE)	1
6	Clark County Detention Center	ASSAULT CONSTITUTING DOMESTIC VIOLENCE	1
6	Clark County Detention Center	ASSAULT WITH A DEADLY WEAPON DOMESTIC VI	4
6	Clark County Detention Center	ATT SEX ASSAULT	26
6	Clark County Detention Center	ATT SEX ASSAULT AGAINST CHILD < 16	2
6	Clark County Detention Center	ATT SEX ASSAULT AGAINST CHILD UNDER 14	11
6	Clark County Detention Center	ATT SEX ASSAULT, E/DW	3
6	Clark County Detention Center	ATT. SEXUAL ASSAULT	2
6	Clark County Detention Center	ATT. STATUTORY SEXUAL SEDUCTION	2
6	Clark County Detention Center	ATTEMPT SEX TRAFFICKING OF CHILD	1
6	Clark County Detention Center	ATTEMPT SEXUAL ASSAULT VICTIM UNDER 14	2
6	Clark County Detention Center	ATTEMPT SEXUAL ASSAULT VICTIM UNDER 16	2
6	Clark County Detention Center	ATTEMPTED BATTERY BY STRANGULATION	4
6	Clark County Detention Center	BATT DOMESTIC VIOLENCE 1ST- 2 PRIORS IN	2
6	Clark County Detention Center	BATT W/INTENT COMMIT SEX ASSLT VICTIM UN	2
6	Clark County Detention Center	BATTERY (DOMESTIC VIOLENCE)	323
6	Clark County Detention Center	BATTERY (DOMESTIC VIOLENCE) - STRANGULAT	49
6	Clark County Detention Center	BATTERY BY STRANGULATION	8
6	Clark County Detention Center	BATTERY BY STRANGULATION TO COMMIT SEXUA	9
6	Clark County Detention Center	BATTERY DOMESTIC VIOLENCE 1 PRIOR IN 7 Y	2
6	Clark County Detention Center	BATTERY DOMESTIC VIOLENCE 2ND	23
6	Clark County Detention Center	BATTERY DOMESTIC VIOLENCE 3 OR MORE PRIO	3
6	Clark County Detention Center	BATTERY DOMESTIC VIOLENCE 3RD	35
6	Clark County Detention Center	BATTERY DOMESTIC VIOLENCE NO PRIOR CONVI	59
6	Clark County Detention Center	BATTERY DOMESTIC VIOLENCE WITH 1 PRIOR C	6
6	Clark County Detention Center	BATTERY SUBSTANTIAL BODILY HARM DOMESTIC	2
6	Clark County Detention Center	BATTERY TO COMMIT SEX ASSAULT, R/SBH	11
6	Clark County Detention Center	BATTERY TO COMMIT SEX ASSAULT, VICTIM 16	37
6	Clark County Detention Center	BATTERY W/INTENT T/COMMIT SEXUAL ASSAULT	16
6	Clark County Detention Center	BATTERY WITH A DEADLY WEAPON DOMESTIC VI	16

Statewide Nevada Summary:
Registration Count by Agency, by Charge

Agency ID	Agency Description	Charge Detail	Registration Count
6	Clark County Detention Center	BATTERY/DOMESTIC VIOLENCE	37
6	Clark County Detention Center	BURGLARY WHILE POSS OF GUN/DW, E/SEX	1
6	Clark County Detention Center	BURGLARY, (1ST), E/SEX	2
6	Clark County Detention Center	BWDW DOMESTIC VIOLENCE	7
6	Clark County Detention Center	BWDW-DOMESTIC VIOLENCE	1
6	Clark County Detention Center	CHILD SEX ABUSE/EXPLOIT, W/SBMH, CHILD <	47
6	Clark County Detention Center	COERC W/FORCE OR THREAT OF FORCE, E/SEX	21
6	Clark County Detention Center	COERCION-FORCE- SEXUALLY MOTIVATED	2
6	Clark County Detention Center	COMMIT CERTAIN SEX ACTS IN PUBLIC	1
6	Clark County Detention Center	CONSP SEX ASSAULT	9
6	Clark County Detention Center	CONSP SEXUAL ASSAULT	1
6	Clark County Detention Center	CONSP TO COMMIT SEXUAL ASSAULT	1
6	Clark County Detention Center	CONSP VIOL SEX OFFENDER REG LAWS/REGS	2
6	Clark County Detention Center	CONSPIRACY DOMESTIC BATTERY	2
6	Clark County Detention Center	CONSPIRE TO COMMIT SEX TRAFFICKING	5
6	Clark County Detention Center	CONVICTED SEX OFFENDER FAIL T/REGISTER	1
6	Clark County Detention Center	DOM BATTERY BY STRANGULATION	150
6	Clark County Detention Center	DOMESTIC BATTERY E/DW R/SBH	26
6	Clark County Detention Center	DOMESTIC BATTERY W/SBH	52
6	Clark County Detention Center	DOMESTIC BATTERY WITH USE OF A DEADLY WE	66
6	Clark County Detention Center	FTO SEX OFFENDER REG LAWS/REGS. (1ST)	55
6	Clark County Detention Center	KIDNAPPING, 1ST DEGREE, E/SEX	3
6	Clark County Detention Center	LURE CHILD/MNT-ILL PERS TO ENGAGE IN SEX	2
6	Clark County Detention Center	PREP/ADV/DISTR PORN W/MINOR	1
6	Clark County Detention Center	PROHIBITED ACTS BY SEX OFFENDER	2
6	Clark County Detention Center	PROMO SEX PERFORMANCE OF MINOR, < 14	5
6	Clark County Detention Center	SEX ACT, ADULT SCHOOL EMP/VOL W/PUPIL, 1	13
6	Clark County Detention Center	SEX ASSAULT	224
6	Clark County Detention Center	SEX ASSAULT AGAINST CHILD < 14	437
6	Clark County Detention Center	SEX ASSAULT AGAINST CHILD < 16	181
6	Clark County Detention Center	SEX ASSAULT AGAINST CHILD < 16, E/DW	2
6	Clark County Detention Center	SEX ASSAULT AGAINST CHILD < 16, R/SBH, E	20
6	Clark County Detention Center	SEX ASSAULT, E/DW	47
6	Clark County Detention Center	SEX ASSAULT, E/DW,VOP	3
6	Clark County Detention Center	SEX ASSAULT, E/VOP	5
6	Clark County Detention Center	SEX ASSAULT, R/SBH	9
6	Clark County Detention Center	SEX ASSAULT, R/SBH, E/DW	5
6	Clark County Detention Center	SEX ASSAULT, R/SBH, E/VOP	6
6	Clark County Detention Center	SEX OFF FL COMPL ANNUAL VERIFICATION	9
6	Clark County Detention Center	SEX OFFENDER FAILURE TO NOTIFY/CHANGE AD	15
6	Clark County Detention Center	SEX TRAFFICKING OF ADULT	8
6	Clark County Detention Center	SEX TRAFFICKING OF CHILD UNDER 16	3
6	Clark County Detention Center	SEX TRAFFICKING OF CHILD UNDER 18	4
6	Clark County Detention Center	SEXUAL ASSAULT	27
6	Clark County Detention Center	SEXUAL ASSAULT -VICTIM UNDER 14	39
6	Clark County Detention Center	SEXUAL ASSAULT VICTIM UNDER 16	34
6	Clark County Detention Center	SEXUAL ASSAULT WITH A DEADLY WEAPON	45
6	Clark County Detention Center	SEXUAL ASSAULT WITH DEADLY WEAPON-VICTIM	4
6	Clark County Detention Center	STATUTORY SEX SEDUCTION BY PERS < 21	14
6	Clark County Detention Center	STATUTORY SEX SEDUCTION BY PERS, 21+	7
6	Clark County Detention Center	STATUTORY SEXUAL SEDUCTION	56
6	Clark County Detention Center	USE/PERMIT MINOR AGE 14+ AS SUBJ OF SEX	4
6	Clark County Detention Center	VIOL DOM VIOLENCE EPO	25
6	Clark County Detention Center	VIOL DOM VIOLENCE TPO	17

Statewide Nevada Summary:
Registration Count by Agency, by Charge

Agency ID	Agency Description	Charge Detail	Registration Count
6	Clark County Detention Center	VIOL MAJ COND OF SEX OFFENDER LIFETIME S	16
6	Clark County Detention Center	VIOLATION -SEX OFFENDER- LIFETIME SUPERV	8
6	Clark County Detention Center	VIOLATION OF TEMPORARY PROTECTIVE ORDER	18
6	Clark County Detention Center	VOLUNTARY SEX CONDUCT BY PRISONER	2
7	Douglas County Jail	DOMESTIC BATTERY	26
9	Elko County Jail	DOMESTIC VIOLENCE	2
9	Elko County Jail	ELDER ABUSE, NEGLECT, ENDANGER	1
9	Elko County Jail	NONFRC SEX ASSAULT, STAT RAPE	1
9	Elko County Jail	PROTECTION ORDER VIOLATION	1
13	Humboldt County Detention Center	ACTS THAT CONSTITUTE DOMESTIC VIOLENCE	1
13	Humboldt County Detention Center	ACTS WHICH CONSTITUTE DOMESTIC VIOLENCE	24
13	Humboldt County Detention Center	BATTERY DOMESTIC VIOLENCE NO PRIORS	1
13	Humboldt County Detention Center	BATTERY/DOMESTIC VIOLENCE	14
13	Humboldt County Detention Center	DOM BATTERY BY STRANGULATION	4
13	Humboldt County Detention Center	DOM BATTERY, 1ST	6
13	Humboldt County Detention Center	DOM BATTERY, 2ND	4
13	Humboldt County Detention Center	SPOUSAL BATTERY	4
13	Humboldt County Detention Center	STALKING 1ST OFFENSE	4
13	Humboldt County Detention Center	VIOLATION OF TEMPORARY PROTECTIVE ORDER	2
14	Lander County Sheriff's Office	BATTERY/DOMESTIC VIOLENCE	5
14	Lander County Sheriff's Office	DOM BATTERY BY STRANGULATION	3
14	Lander County Sheriff's Office	DOM BATTERY, 1ST	1
14	Lander County Sheriff's Office	DOM BATTERY, 2ND	1
14	Lander County Sheriff's Office	STATUTORY SEXUAL SEDUCTION (F)	1
17	Lyon County Sheriff's Department	FORCE SEX ASSAULT, FONDLING	8
17	Lyon County Sheriff's Department	FORCE SEX ASSAULT, RAPE	21
17	Lyon County Sheriff's Department	PROTECTION ORDER VIOLATION	20
17	Lyon County Sheriff's Department	STALKING	1
900	Nevada Department of Corrections	AGGREGATE (SEX)	1
900	Nevada Department of Corrections	ATT BATT DOMESTIC VIOLENCE 3RD OFFENSE	4
900	Nevada Department of Corrections	ATT CHILD ABUSE CAUSING SUBST HARM	1
900	Nevada Department of Corrections	ATT FAIL CHANGE ADDRESS/REGISTER SEX OFF	4
900	Nevada Department of Corrections	ATT INCEST	1
900	Nevada Department of Corrections	ATT LEWDNESS W/ A MINOR	237
900	Nevada Department of Corrections	ATT POSS VS PRSNT DPCT SEX CND PRS U/16	6
900	Nevada Department of Corrections	ATT SEX ASSLT, VICT UND 16, SBH	5
900	Nevada Department of Corrections	ATT SEXUAL ASSAULT	107
900	Nevada Department of Corrections	ATT SEXUAL ASSAULT, SBH	13
900	Nevada Department of Corrections	ATT SEXUAL ASSAULT, VICT UND 16	127
900	Nevada Department of Corrections	ATT STATUTORY SEXUAL SEDUCTION	11
900	Nevada Department of Corrections	ATT USE OF CHILD PRODUCING PORNOGRAPHY	11
900	Nevada Department of Corrections	ATTEMPT BATTERY BY STRANGULATION	9
900	Nevada Department of Corrections	BATT DOMESTIC VIOLENCE W/ DEADLY WEAPON	16
900	Nevada Department of Corrections	BATT W/ INTENT TO COMMIT SEXUAL ASSAULT	15
900	Nevada Department of Corrections	BATTERY DOMESTIC VIOLENCE W/UDW & W/SBH	11
900	Nevada Department of Corrections	BATTERY WITC SEX ASSAULT SUBST HARM	4
900	Nevada Department of Corrections	BATTERY/DOMESTIC VIOLENCE SBH	21
900	Nevada Department of Corrections	COERCION SEXUALLY MOTIVATED	52
900	Nevada Department of Corrections	CONSPIRACY TO COMMIT SEXUAL ASSAULT	6
900	Nevada Department of Corrections	DOMESTIC BATTERY 3RD OFF	91
900	Nevada Department of Corrections	DOMESTIC BATTERY BY STRANGULATION	102
900	Nevada Department of Corrections	ELDER ABUSE W/ SBH	7
900	Nevada Department of Corrections	EXPLOITATION OLDER PERSON OVER \$5000	5
900	Nevada Department of Corrections	FAIL TO CHANGE ADDRESS/SEX OFFENDER	21

Statewide Nevada Summary:
Registration Count by Agency, by Charge

Agency ID	Agency Description	Charge Detail	Registration Count
900	Nevada Department of Corrections	FAIL TO REGISTER/SEX OFFENDER	9
900	Nevada Department of Corrections	INCEST	14
900	Nevada Department of Corrections	KIDNAPPING 1 WITH SEXUAL ASSAULT	1
900	Nevada Department of Corrections	LEWDNESS W/ A MINOR	556
900	Nevada Department of Corrections	PANDERING	17
900	Nevada Department of Corrections	PANDERING OF CHILD	8
900	Nevada Department of Corrections	PANDERING W/ VIOLENCE	10
900	Nevada Department of Corrections	PROMOTION OF SEXUAL PERFORMANCE BY MINOR	6
900	Nevada Department of Corrections	SEX ASSAULT VICT UND 16 SUBST HARM	2
900	Nevada Department of Corrections	SEX OFF PROVIDING FALSE/MISLEADING INFO	1
900	Nevada Department of Corrections	SEXUAL ABUSE OF CHILD	7
900	Nevada Department of Corrections	SEXUAL ASSAULT	426
900	Nevada Department of Corrections	SEXUAL ASSAULT VICT UNDER 16	341
900	Nevada Department of Corrections	SEXUAL ASSAULT, SBH	4
900	Nevada Department of Corrections	SEXUAL ASSAULT, UDW	4
900	Nevada Department of Corrections	SEXUAL ASSAULT; VICT UNDER 16	2
900	Nevada Department of Corrections	SEXUAL CONDUCT BY SCHOOL EMPLOY/TEACHER	11
900	Nevada Department of Corrections	STATUTORY SEX SEDUCTION	88
900	Nevada Department of Corrections	TRANSPORTING PROSTITUTE W/VIO	6
900	Nevada Department of Corrections	USE OF MINOR IN PRODUCING PORNOGRAPHY	75
900	Nevada Department of Corrections	VICTIM OVER 65 ENHANCEMENT	87
900	Nevada Department of Corrections	VIOLATING AN EXTENDED PROTECTION ORDER	4
900	Nevada Department of Corrections	VOLUNTARY SEX W/ A PRISONER	5
21	Nye County	BATTERY, NOT DOMESTIC	4
21	Nye County	DOMESTIC BATTERY	2
21	Nye County	ELDER ABUSE, NEGLECT, ENDANGER	1
21	Nye County	PROTECTION ORDER VIOLATION	2
26	Washoe County Sheriff's Office	SEX ASSLT	26
26	Washoe County Sheriff's Office	SEX ASSLT AGAINST CHILD < 14	18
26	Washoe County Sheriff's Office	SEX ASSLT AGAINST CHILD < 16	4
26	Washoe County Sheriff's Office	STATUTORY SEX SEDUCTION BY PERS < 21	1
26	Washoe County Sheriff's Office	ATT SEX ASSLT	2
26	Washoe County Sheriff's Office	ATT SEX ASSLT, E/DW	1
26	Washoe County Sheriff's Office	BATTERY TO COMMIT SEX ASSLT, R/SBH	1
26	Washoe County Sheriff's Office	BATTERY TO COMMIT SEX ASSLT, VICTIM 16+	17
26	Washoe County Sheriff's Office	BATTERY TO COMMIT SEX ASSLT, VICTIM 16+, E/VOP	2
26	Washoe County Sheriff's Office	ASSAULT ON PROTECTED PERS	1
26	Washoe County Sheriff's Office	ASSAULT ON PROTECTED PERS, W/DW	2
26	Washoe County Sheriff's Office	BATTERY ON PROTECTED PERS	15
26	Washoe County Sheriff's Office	DOM BATTERY, 1ST	199
26	Washoe County Sheriff's Office	DOM BATTERY, 1ST, E/VOP	5
26	Washoe County Sheriff's Office	DOM BATTERY, 2ND	46
26	Washoe County Sheriff's Office	DOM BATTERY, 2ND, E/VOP	2
26	Washoe County Sheriff's Office	DOM BATTERY, 3+	12
26	Washoe County Sheriff's Office	DOM BATTERY, 3+, E/DW	1
26	Washoe County Sheriff's Office	DOM BATTERY, 3+, E/VOP	2
26	Washoe County Sheriff's Office	ABUSE OLD/VULN PERS, (1ST)	6
26	Washoe County Sheriff's Office	STALKING, (1ST)	7
26	Washoe County Sheriff's Office	AGGR STALKING	10
26	Washoe County Sheriff's Office	VIOL STALKING/HARASSMENT TPO	4
26	Washoe County Sheriff's Office	VIOL STALKING/HARASSMENT EPO	12
26	Washoe County Sheriff's Office	ATT VIOL STALKING/HARASSMENT EPO	1
26	Washoe County Sheriff's Office	CONSP VIOL EXTENDED PO, STALKING/HARASSMENT	7
26	Washoe County Sheriff's Office	USE/PERMIT MINOR, 14+, TO PROD PORN	2

Statewide Nevada Summary:
Registration Count by Agency, by Charge

Agency ID	Agency Description	Charge Detail	Registration Count
26	Washoe County Sheriff's Office	USE/PERMIT MINOR, < 14, TO PROD PORN	2
26	Washoe County Sheriff's Office	USE/PERMIT MINOR AGE 14+ AS SUBJ OF SEX PORTRAY,	1
26	Washoe County Sheriff's Office	PROMO SEX PERFORMANCE OF MINOR, 14+	3
26	Washoe County Sheriff's Office	PROMO SEX PERFORMANCE OF MINOR, < 14	1
26	Washoe County Sheriff's Office	POSS VISUAL PORN OF PERS < 16, (1ST)	1
26	Washoe County Sheriff's Office	LEWDNESS W/CHILD UNDER 14,1ST	17
26	Washoe County Sheriff's Office	LEWDNESS W/CHILD UNDER 14, 1ST, E/DW	1
26	Washoe County Sheriff's Office	ATT LEWDNESS, CHILD UNDER AGE 14, 1ST	2
26	Washoe County Sheriff's Office	PANDER OF CHILD	1
26	Washoe County Sheriff's Office	LURE CHILD/MNT-ILL PERS W/COMPUTER FOR SEX ACT	2
26	Washoe County Sheriff's Office	COERC W/FORCE OR THREAT OF FORCE	5
26	Washoe County Sheriff's Office	BATTERY BY STRANGULATION	12
26	Washoe County Sheriff's Office	DOM BATTERY BY STRANGULATION	66
26	Washoe County Sheriff's Office	CAPTURE/DISTR/DSPLAY IMAGE OF PRIVATE AREA, (1ST	1
26	Washoe County Sheriff's Office	DOM BATTERY BY STRANGULATION, E/VOP	2
26	Washoe County Sheriff's Office	COERC W/FORCE OR THREAT OF FORCE, E/SEX	5
26	Washoe County Sheriff's Office	STALKING, (1ST)	6
26	Washoe County Sheriff's Office	DOM BATTERY, (1ST)	1
26	Washoe County Sheriff's Office	DOMESTIC BATTERY WITH USE OF A DEADLY WEAPON	6
26	Washoe County Sheriff's Office	DOMESTIC BATTERY WITH SUBSTANTIAL BODILY HARM	6
26	Washoe County Sheriff's Office	SEX TRAFFICKING OF ADULT	2
26	Washoe County Sheriff's Office	SEX TRAFFICKING OF CHILD UNDER 18	1
26	Washoe County Sheriff's Office	ATTEMPT SEX TRAFFICKING OF CHILD	1
27	White Pine County Jail	KIDNAP 1ST DEG(SEXULLY MOTIV)EXC	2
27	White Pine County Jail	NRS 200.481 DOMESTIC BATTERY # 2	11
27	White Pine County Jail	NRS 200.4812 DOMESTIC BATTERY # 2	2
27	White Pine County Jail	NRS 200.366 SEXUAL ASSAULT	5
27	White Pine County Jail	NRS 200.368 STATUTORY SEXUAL SEDUCTION	1
27	White Pine County Jail	NRS 200.4812 DOMESTIC BATTERY # 1	12
27	White Pine County Jail	NRS 200.4812 DOMESTIC BATTERY # 3	5
27	White Pine County Jail	NRS 200.4812B DOMESTIC BATTERY W SUBSTAN	5
27	White Pine County Jail	NRS 200.485.2 DOMESTIC BATTERY BY STRAN	1
27	White Pine County Jail	NRS 200.4852 DOMESTIC BATTERY W/STRANGUL	2
27	White Pine County Jail	NRS 201.230 LEWDNESS WITH A CHILD UNDER	1
27	White Pine County Jail	NRS 33.018 ACTS OF DOMESTIC VIOLENCE	29
27	White Pine County Jail	SEXUAL ASSAULT W/CHILD UNDER AGE	1
			5879

Statewide Nevada Summary

Month:

Jan-17

Registrations on Offenders with VAWA Charges	5879
Total Active Registrations for the State of Nevada	11807
Percentage of Statewide Program	50%

Detail

Registration Summary by Agency

Agency ID	Agency Description	Charge Detail	Registration Count
5	Churchill County Detention Center	DOMESTIC BATTERY/SIMPLE	10
5	Churchill County Detention Center	DOMESTIC VIOLENCE/AGG. INJURY	10
5	Churchill County Detention Center	FORCE SEX ASLT/RAPE	5
5	Churchill County Detention Center	NONFRC SEX ASLT/STATUTORY RAPE	2
5	Churchill County Detention Center	RESTRAINING ORDER VIOLATION	9
5	Churchill County Detention Center	SEXUAL ASSAULT ON A CHILD	1
6	Clark County Detention Center	ADV/SOLICIT TO PROMO DISTR IMIT C/S (1ST	4
6	Clark County Detention Center	ASSAULT (DOMESTIC VIOLENCE)	1
6	Clark County Detention Center	ASSAULT CONSTITUTING DOMESTIC VIOLENCE	1
6	Clark County Detention Center	ASSAULT WITH A DEADLY WEAPON DOMESTIC VI	4
6	Clark County Detention Center	ATT SEX ASSAULT	26
6	Clark County Detention Center	ATT SEX ASSAULT AGAINST CHILD < 16	2
6	Clark County Detention Center	ATT SEX ASSAULT AGAINST CHILD UNDER 14	11
6	Clark County Detention Center	ATT SEX ASSAULT, E/DW	3
6	Clark County Detention Center	ATT. SEXUAL ASSAULT	2
6	Clark County Detention Center	ATT. STATUTORY SEXUAL SEDUCTION	2
6	Clark County Detention Center	ATTEMPT SEX TRAFFICKING OF CHILD	1
6	Clark County Detention Center	ATTEMPT SEXUAL ASSAULT VICTIM UNDER 14	2
6	Clark County Detention Center	ATTEMPT SEXUAL ASSAULT VICTIM UNDER 16	2
6	Clark County Detention Center	ATTEMPTED BATTERY BY STRANGULATION	4
6	Clark County Detention Center	BATT DOMESTIC VIOLENCE 1ST- 2 PRIORS IN	2
6	Clark County Detention Center	BATT W/INTENT COMMIT SEX ASSLT VICTIM UN	2
6	Clark County Detention Center	BATTERY (DOMESTIC VIOLENCE)	323
6	Clark County Detention Center	BATTERY (DOMESTIC VIOLENCE) - STRANGULAT	49
6	Clark County Detention Center	BATTERY BY STRANGULATION	8
6	Clark County Detention Center	BATTERY BY STRANGULATION TO COMMIT SEXUA	9
6	Clark County Detention Center	BATTERY DOMESTIC VIOLENCE 1 PRIOR IN 7 Y	2
6	Clark County Detention Center	BATTERY DOMESTIC VIOLENCE 2ND	23
6	Clark County Detention Center	BATTERY DOMESTIC VIOLENCE 3 OR MORE PRIO	3
6	Clark County Detention Center	BATTERY DOMESTIC VIOLENCE 3RD	35
6	Clark County Detention Center	BATTERY DOMESTIC VIOLENCE NO PRIOR CONVI	59
6	Clark County Detention Center	BATTERY DOMESTIC VIOLENCE WITH 1 PRIOR C	6
6	Clark County Detention Center	BATTERY SUBSTANTIAL BODILY HARM DOMESTIC	2
6	Clark County Detention Center	BATTERY TO COMMIT SEX ASSAULT, R/SBH	11
6	Clark County Detention Center	BATTERY TO COMMIT SEX ASSAULT, VICTIM 16	37
6	Clark County Detention Center	BATTERY W/INTENT T/COMMIT SEXUAL ASSAULT	16
6	Clark County Detention Center	BATTERY WITH A DEADLY WEAPON DOMESTIC VI	16

Statewide Nevada Summary:
Registration Count by Agency, by Charge

Agency ID	Agency Description	Charge Detail	Registration Count
6	Clark County Detention Center	BATTERY/DOMESTIC VIOLENCE	37
6	Clark County Detention Center	BURGLARY WHILE POSS OF GUN/DW, E/SEX	1
6	Clark County Detention Center	BURGLARY, (1ST), E/SEX	2
6	Clark County Detention Center	BWDW DOMESTIC VIOLENCE	7
6	Clark County Detention Center	BWDW-DOMESTIC VIOLENCE	1
6	Clark County Detention Center	CHILD SEX ABUSE/EXPLOIT, W/SBMH, CHILD <	47
6	Clark County Detention Center	COERC W/FORCE OR THREAT OF FORCE, E/SEX	21
6	Clark County Detention Center	COERCION-FORCE- SEXUALLY MOTIVATED	2
6	Clark County Detention Center	COMMIT CERTAIN SEX ACTS IN PUBLIC	1
6	Clark County Detention Center	CONSP SEX ASSAULT	9
6	Clark County Detention Center	CONSP SEXUAL ASSAULT	1
6	Clark County Detention Center	CONSP TO COMMIT SEXUAL ASSAULT	1
6	Clark County Detention Center	CONSP VIOL SEX OFFENDER REG LAWS/REGS	2
6	Clark County Detention Center	CONSPIRACY DOMESTIC BATTERY	2
6	Clark County Detention Center	CONSPIRE TO COMMIT SEX TRAFFICKING	5
6	Clark County Detention Center	CONVICTED SEX OFFENDER FAIL T/REGISTER	1
6	Clark County Detention Center	DOM BATTERY BY STRANGULATION	150
6	Clark County Detention Center	DOMESTIC BATTERY E/DW R/SBH	26
6	Clark County Detention Center	DOMESTIC BATTERY W/SBH	52
6	Clark County Detention Center	DOMESTIC BATTERY WITH USE OF A DEADLY WE	66
6	Clark County Detention Center	FTO SEX OFFENDER REG LAWS/REGS. (1ST)	55
6	Clark County Detention Center	KIDNAPPING, 1ST DEGREE, E/SEX	3
6	Clark County Detention Center	LURE CHILD/MNT-ILL PERS TO ENGAGE IN SEX	2
6	Clark County Detention Center	PREP/ADV/DISTR PORN W/MINOR	1
6	Clark County Detention Center	PROHIBITED ACTS BY SEX OFFENDER	2
6	Clark County Detention Center	PROMO SEX PERFORMANCE OF MINOR, < 14	5
6	Clark County Detention Center	SEX ACT, ADULT SCHOOL EMP/VOL W/PUPIL, 1	13
6	Clark County Detention Center	SEX ASSAULT	224
6	Clark County Detention Center	SEX ASSAULT AGAINST CHILD < 14	437
6	Clark County Detention Center	SEX ASSAULT AGAINST CHILD < 16	181
6	Clark County Detention Center	SEX ASSAULT AGAINST CHILD < 16, E/DW	2
6	Clark County Detention Center	SEX ASSAULT AGAINST CHILD < 16, R/SBH, E	20
6	Clark County Detention Center	SEX ASSAULT, E/DW	47
6	Clark County Detention Center	SEX ASSAULT, E/DW,VOP	3
6	Clark County Detention Center	SEX ASSAULT, E/VOP	5
6	Clark County Detention Center	SEX ASSAULT, R/SBH	9
6	Clark County Detention Center	SEX ASSAULT, R/SBH, E/DW	5
6	Clark County Detention Center	SEX ASSAULT, R/SBH, E/VOP	6
6	Clark County Detention Center	SEX OFF FL COMPL ANNUAL VERIFICATION	9
6	Clark County Detention Center	SEX OFFENDER FAILURE TO NOTIFY/CHANGE AD	15
6	Clark County Detention Center	SEX TRAFFICKING OF ADULT	8
6	Clark County Detention Center	SEX TRAFFICKING OF CHILD UNDER 16	3
6	Clark County Detention Center	SEX TRAFFICKING OF CHILD UNDER 18	4
6	Clark County Detention Center	SEXUAL ASSAULT	27
6	Clark County Detention Center	SEXUAL ASSAULT -VICTIM UNDER 14	39
6	Clark County Detention Center	SEXUAL ASSAULT VICTIM UNDER 16	34
6	Clark County Detention Center	SEXUAL ASSAULT WITH A DEADLY WEAPON	45
6	Clark County Detention Center	SEXUAL ASSAULT WITH DEADLY WEAPON-VICTIM	4
6	Clark County Detention Center	STATUTORY SEX SEDUCTION BY PERS < 21	14
6	Clark County Detention Center	STATUTORY SEX SEDUCTION BY PERS, 21+	7
6	Clark County Detention Center	STATUTORY SEXUAL SEDUCTION	56
6	Clark County Detention Center	USE/PERMIT MINOR AGE 14+ AS SUBJ OF SEX	4
6	Clark County Detention Center	VIOL DOM VIOLENCE EPO	25
6	Clark County Detention Center	VIOL DOM VIOLENCE TPO	17

Statewide Nevada Summary:
Registration Count by Agency, by Charge

Agency ID	Agency Description	Charge Detail	Registration Count
6	Clark County Detention Center	VIOL MAJ COND OF SEX OFFENDER LIFETIME S	16
6	Clark County Detention Center	VIOLATION -SEX OFFENDER- LIFETIME SUPERV	8
6	Clark County Detention Center	VIOLATION OF TEMPORARY PROTECTIVE ORDER	18
6	Clark County Detention Center	VOLUNTARY SEX CONDUCT BY PRISONER	2
7	Douglas County Jail	DOMESTIC BATTERY	26
9	Elko County Jail	DOMESTIC VIOLENCE	2
9	Elko County Jail	ELDER ABUSE, NEGLECT, ENDANGER	1
9	Elko County Jail	NONFRC SEX ASSAULT, STAT RAPE	1
9	Elko County Jail	PROTECTION ORDER VIOLATION	1
13	Humboldt County Detention Center	ACTS THAT CONSTITUTE DOMESTIC VIOLENCE	1
13	Humboldt County Detention Center	ACTS WHICH CONSTITUTE DOMESTIC VIOLENCE	24
13	Humboldt County Detention Center	BATTERY DOMESTIC VIOLENCE NO PRIORS	1
13	Humboldt County Detention Center	BATTERY/DOMESTIC VIOLENCE	14
13	Humboldt County Detention Center	DOM BATTERY BY STRANGULATION	4
13	Humboldt County Detention Center	DOM BATTERY, 1ST	6
13	Humboldt County Detention Center	DOM BATTERY, 2ND	4
13	Humboldt County Detention Center	SPOUSAL BATTERY	4
13	Humboldt County Detention Center	STALKING 1ST OFFENSE	4
13	Humboldt County Detention Center	VIOLATION OF TEMPORARY PROTECTIVE ORDER	2
14	Lander County Sheriff's Office	BATTERY/DOMESTIC VIOLENCE	5
14	Lander County Sheriff's Office	DOM BATTERY BY STRANGULATION	3
14	Lander County Sheriff's Office	DOM BATTERY, 1ST	1
14	Lander County Sheriff's Office	DOM BATTERY, 2ND	1
14	Lander County Sheriff's Office	STATUTORY SEXUAL SEDUCTION (F)	1
17	Lyon County Sheriff's Department	FORCE SEX ASSAULT, FONDLING	8
17	Lyon County Sheriff's Department	FORCE SEX ASSAULT, RAPE	21
17	Lyon County Sheriff's Department	PROTECTION ORDER VIOLATION	20
17	Lyon County Sheriff's Department	STALKING	1
900	Nevada Department of Corrections	AGGREGATE (SEX)	1
900	Nevada Department of Corrections	ATT BATT DOMESTIC VIOLENCE 3RD OFFENSE	4
900	Nevada Department of Corrections	ATT CHILD ABUSE CAUSING SUBST HARM	1
900	Nevada Department of Corrections	ATT FAIL CHANGE ADDRESS/REGISTER SEX OFF	4
900	Nevada Department of Corrections	ATT INCEST	1
900	Nevada Department of Corrections	ATT LEWDNESS W/ A MINOR	237
900	Nevada Department of Corrections	ATT POSS VS PRSNT DPCT SEX CND PRS U/16	6
900	Nevada Department of Corrections	ATT SEX ASSLT, VICT UND 16, SBH	5
900	Nevada Department of Corrections	ATT SEXUAL ASSAULT	107
900	Nevada Department of Corrections	ATT SEXUAL ASSAULT, SBH	13
900	Nevada Department of Corrections	ATT SEXUAL ASSAULT, VICT UND 16	127
900	Nevada Department of Corrections	ATT STATUTORY SEXUAL SEDUCTION	11
900	Nevada Department of Corrections	ATT USE OF CHILD PRODUCING PORNOGRAPHY	11
900	Nevada Department of Corrections	ATTEMPT BATTERY BY STRANGULATION	9
900	Nevada Department of Corrections	BATT DOMESTIC VIOLENCE W/ DEADLY WEAPON	16
900	Nevada Department of Corrections	BATT W/ INTENT TO COMMIT SEXUAL ASSAULT	15
900	Nevada Department of Corrections	BATTERY DOMESTIC VIOLENCE W/UDW & W/SBH	11
900	Nevada Department of Corrections	BATTERY WITC SEX ASSAULT SUBST HARM	4
900	Nevada Department of Corrections	BATTERY/DOMESTIC VIOLENCE SBH	21
900	Nevada Department of Corrections	COERCION SEXUALLY MOTIVATED	52
900	Nevada Department of Corrections	CONSPIRACY TO COMMIT SEXUAL ASSAULT	6
900	Nevada Department of Corrections	DOMESTIC BATTERY 3RD OFF	91
900	Nevada Department of Corrections	DOMESTIC BATTERY BY STRANGULATION	102
900	Nevada Department of Corrections	ELDER ABUSE W/ SBH	7
900	Nevada Department of Corrections	EXPLOITATION OLDER PERSON OVER \$5000	5
900	Nevada Department of Corrections	FAIL TO CHANGE ADDRESS/SEX OFFENDER	21

Statewide Nevada Summary:
Registration Count by Agency, by Charge

Agency ID	Agency Description	Charge Detail	Registration Count
900	Nevada Department of Corrections	FAIL TO REGISTER/SEX OFFENDER	9
900	Nevada Department of Corrections	INCEST	14
900	Nevada Department of Corrections	KIDNAPPING 1 WITH SEXUAL ASSAULT	1
900	Nevada Department of Corrections	LEWDNESS W/ A MINOR	556
900	Nevada Department of Corrections	PANDERING	17
900	Nevada Department of Corrections	PANDERING OF CHILD	8
900	Nevada Department of Corrections	PANDERING W/ VIOLENCE	10
900	Nevada Department of Corrections	PROMOTION OF SEXUAL PERFORMANCE BY MINOR	6
900	Nevada Department of Corrections	SEX ASSAULT VICT UND 16 SUBST HARM	2
900	Nevada Department of Corrections	SEX OFF PROVIDING FALSE/MISLEADING INFO	1
900	Nevada Department of Corrections	SEXUAL ABUSE OF CHILD	7
900	Nevada Department of Corrections	SEXUAL ASSAULT	426
900	Nevada Department of Corrections	SEXUAL ASSAULT VICT UNDER 16	341
900	Nevada Department of Corrections	SEXUAL ASSAULT, SBH	4
900	Nevada Department of Corrections	SEXUAL ASSAULT, UDW	4
900	Nevada Department of Corrections	SEXUAL ASSAULT; VICT UNDER 16	2
900	Nevada Department of Corrections	SEXUAL CONDUCT BY SCHOOL EMPLOY/TEACHER	11
900	Nevada Department of Corrections	STATUTORY SEX SEDUCTION	88
900	Nevada Department of Corrections	TRANSPORTING PROSTITUTE W/VIO	6
900	Nevada Department of Corrections	USE OF MINOR IN PRODUCING PORNOGRAPHY	75
900	Nevada Department of Corrections	VICTIM OVER 65 ENHANCEMENT	87
900	Nevada Department of Corrections	VIOLATING AN EXTENDED PROTECTION ORDER	4
900	Nevada Department of Corrections	VOLUNTARY SEX W/ A PRISONER	5
21	Nye County	BATTERY, NOT DOMESTIC	4
21	Nye County	DOMESTIC BATTERY	2
21	Nye County	ELDER ABUSE, NEGLECT, ENDANGER	1
21	Nye County	PROTECTION ORDER VIOLATION	2
26	Washoe County Sheriff's Office	SEX ASSLT	26
26	Washoe County Sheriff's Office	SEX ASSLT AGAINST CHILD < 14	18
26	Washoe County Sheriff's Office	SEX ASSLT AGAINST CHILD < 16	4
26	Washoe County Sheriff's Office	STATUTORY SEX SEDUCTION BY PERS < 21	1
26	Washoe County Sheriff's Office	ATT SEX ASSLT	2
26	Washoe County Sheriff's Office	ATT SEX ASSLT, E/DW	1
26	Washoe County Sheriff's Office	BATTERY TO COMMIT SEX ASSLT, R/SBH	1
26	Washoe County Sheriff's Office	BATTERY TO COMMIT SEX ASSLT, VICTIM 16+	17
26	Washoe County Sheriff's Office	BATTERY TO COMMIT SEX ASSLT, VICTIM 16+, E/VOP	2
26	Washoe County Sheriff's Office	ASSAULT ON PROTECTED PERS	1
26	Washoe County Sheriff's Office	ASSAULT ON PROTECTED PERS, W/DW	2
26	Washoe County Sheriff's Office	BATTERY ON PROTECTED PERS	15
26	Washoe County Sheriff's Office	DOM BATTERY, 1ST	199
26	Washoe County Sheriff's Office	DOM BATTERY, 1ST, E/VOP	5
26	Washoe County Sheriff's Office	DOM BATTERY, 2ND	46
26	Washoe County Sheriff's Office	DOM BATTERY, 2ND, E/VOP	2
26	Washoe County Sheriff's Office	DOM BATTERY, 3+	12
26	Washoe County Sheriff's Office	DOM BATTERY, 3+, E/DW	1
26	Washoe County Sheriff's Office	DOM BATTERY, 3+, E/VOP	2
26	Washoe County Sheriff's Office	ABUSE OLD/VULN PERS, (1ST)	6
26	Washoe County Sheriff's Office	STALKING, (1ST)	7
26	Washoe County Sheriff's Office	AGGR STALKING	10
26	Washoe County Sheriff's Office	VIOL STALKING/HARASSMENT TPO	4
26	Washoe County Sheriff's Office	VIOL STALKING/HARASSMENT EPO	12
26	Washoe County Sheriff's Office	ATT VIOL STALKING/HARASSMENT EPO	1
26	Washoe County Sheriff's Office	CONSP VIOL EXTENDED PO, STALKING/HARASSMENT	7
26	Washoe County Sheriff's Office	USE/PERMIT MINOR, 14+, TO PROD PORN	2

Statewide Nevada Summary:
Registration Count by Agency, by Charge

Agency ID	Agency Description	Charge Detail	Registration Count
26	Washoe County Sheriff's Office	USE/PERMIT MINOR, < 14, TO PROD PORN	2
26	Washoe County Sheriff's Office	USE/PERMIT MINOR AGE 14+ AS SUBJ OF SEX PORTRAY,	1
26	Washoe County Sheriff's Office	PROMO SEX PERFORMANCE OF MINOR, 14+	3
26	Washoe County Sheriff's Office	PROMO SEX PERFORMANCE OF MINOR, < 14	1
26	Washoe County Sheriff's Office	POSS VISUAL PORN OF PERS < 16, (1ST)	1
26	Washoe County Sheriff's Office	LEWDNESS W/CHILD UNDER 14,1ST	17
26	Washoe County Sheriff's Office	LEWDNESS W/CHILD UNDER 14, 1ST, E/DW	1
26	Washoe County Sheriff's Office	ATT LEWDNESS, CHILD UNDER AGE 14, 1ST	2
26	Washoe County Sheriff's Office	PANDER OF CHILD	1
26	Washoe County Sheriff's Office	LURE CHILD/MNT-ILL PERS W/COMPUTER FOR SEX ACT	2
26	Washoe County Sheriff's Office	COERC W/FORCE OR THREAT OF FORCE	5
26	Washoe County Sheriff's Office	BATTERY BY STRANGULATION	12
26	Washoe County Sheriff's Office	DOM BATTERY BY STRANGULATION	66
26	Washoe County Sheriff's Office	CAPTURE/DISTR/DSPLAY IMAGE OF PRIVATE AREA, (1ST	1
26	Washoe County Sheriff's Office	DOM BATTERY BY STRANGULATION, E/VOP	2
26	Washoe County Sheriff's Office	COERC W/FORCE OR THREAT OF FORCE, E/SEX	5
26	Washoe County Sheriff's Office	STALKING, (1ST)	6
26	Washoe County Sheriff's Office	DOM BATTERY, (1ST)	1
26	Washoe County Sheriff's Office	DOMESTIC BATTERY WITH USE OF A DEADLY WEAPON	6
26	Washoe County Sheriff's Office	DOMESTIC BATTERY WITH SUBSTANTIAL BODILY HARM	6
26	Washoe County Sheriff's Office	SEX TRAFFICKING OF ADULT	2
26	Washoe County Sheriff's Office	SEX TRAFFICKING OF CHILD UNDER 18	1
26	Washoe County Sheriff's Office	ATTEMPT SEX TRAFFICKING OF CHILD	1
27	White Pine County Jail	KIDNAP 1ST DEG(SEXULLY MOTIV)EXC	2
27	White Pine County Jail	NRS 200.481 DOMESTIC BATTERY # 2	11
27	White Pine County Jail	NRS 200.4812 DOMESTIC BATTERY # 2	2
27	White Pine County Jail	NRS 200.366 SEXUAL ASSAULT	5
27	White Pine County Jail	NRS 200.368 STATUTORY SEXUAL SEDUCTION	1
27	White Pine County Jail	NRS 200.4812 DOMESTIC BATTERY # 1	12
27	White Pine County Jail	NRS 200.4812 DOMESTIC BATTERY # 3	5
27	White Pine County Jail	NRS 200.4812B DOMESTIC BATTERY W SUBSTAN	5
27	White Pine County Jail	NRS 200.485.2 DOMESTIC BATTERY BY STRAN	1
27	White Pine County Jail	NRS 200.4852 DOMESTIC BATTERY W/STRANGUL	2
27	White Pine County Jail	NRS 201.230 LEWDNESS WITH A CHILD UNDER	1
27	White Pine County Jail	NRS 33.018 ACTS OF DOMESTIC VIOLENCE	29
27	White Pine County Jail	SEXUAL ASSAULT W/CHILD UNDER AGE	1
			5879

Statewide Nevada Summary

Month:

Mar-17

Registrations on Offenders with VAWA Charges	6128
Total Active Registrations for the State of Nevada	12029
Percentage of Statewide Program	51%

Detail

Registration Summary by Agency

Agency ID	Agency Description	Charge Detail	Registration Count
5	Churchill County Detention Center	DOMESTIC BATTERY/SIMPLE	13
5	Churchill County Detention Center	DOMESTIC VIOLENCE/AGG. INJURY	5
5	Churchill County Detention Center	FORCE SEX ASLT/RAPE	2
5	Churchill County Detention Center	NONFRC SEX ASLT/STATUTORY RAPE	2
5	Churchill County Detention Center	RESTRAINING ORDER VIOLATION	11
5	Churchill County Detention Center	SEXUAL ASSAULT ON A CHILD	2
6	Clark County Detention Center	ADV/SOLICIT TO PROMO DISTR IMIT C/S (1ST	4
6	Clark County Detention Center	ASSAULT (DOMESTIC VIOLENCE)	2
6	Clark County Detention Center	ASSAULT CONSTITUTING DOMESTIC VIOLENCE	1
6	Clark County Detention Center	ASSAULT WITH A DEADLY WEAPON DOMESTIC VI	3
6	Clark County Detention Center	ATT SEX ASSAULT	29
6	Clark County Detention Center	ATT SEX ASSAULT AGAINST CHILD < 16	4
6	Clark County Detention Center	ATT SEX ASSAULT AGAINST CHILD UNDER 14	10
6	Clark County Detention Center	ATT SEX ASSAULT, E/DW	3
6	Clark County Detention Center	ATT. SEXUAL ASSAULT	2
6	Clark County Detention Center	ATT. STATUTORY SEXUAL SEDUCTION	2
6	Clark County Detention Center	ATTEMPT SEX TRAFFICKING OF CHILD	1
6	Clark County Detention Center	ATTEMPT SEXUAL ASSAULT VICTIM UNDER 14	2
6	Clark County Detention Center	ATTEMPT SEXUAL ASSAULT VICTIM UNDER 16	2
6	Clark County Detention Center	ATTEMPTED BATTERY BY STRANGULATION	4
6	Clark County Detention Center	BATT DOMESTIC VIOLENCE 1ST- 2 PRIORS IN	6
6	Clark County Detention Center	BATT W/INTENT COMMIT SEX ASSLT VICTIM UN	2
6	Clark County Detention Center	BATTERY (DOMESTIC VIOLENCE)	378
6	Clark County Detention Center	BATTERY (DOMESTIC VIOLENCE) - STRANGULAT	57
6	Clark County Detention Center	BATTERY (DOMESTIC VIOLENCE) ON OLDER PER	2
6	Clark County Detention Center	BATTERY BY STRANGULATION	10
6	Clark County Detention Center	BATTERY BY STRANGULATION TO COMMIT SEXUA	9
6	Clark County Detention Center	BATTERY DOMESTIC VIOLENCE 1 PRIOR IN 7 Y	2
6	Clark County Detention Center	BATTERY DOMESTIC VIOLENCE 1ST NO PRIORS	1
6	Clark County Detention Center	BATTERY DOMESTIC VIOLENCE 2ND	20
6	Clark County Detention Center	BATTERY DOMESTIC VIOLENCE 3 OR MORE PRIO	1
6	Clark County Detention Center	BATTERY DOMESTIC VIOLENCE 3RD	41
6	Clark County Detention Center	BATTERY DOMESTIC VIOLENCE NO PRIOR CONVI	49
6	Clark County Detention Center	BATTERY DOMESTIC VIOLENCE WITH 1 PRIOR C	8
6	Clark County Detention Center	BATTERY SUBSTANCIAL BODILY HARM DOMESTIC	1
6	Clark County Detention Center	BATTERY SUBSTANTIAL BODILY HARM DOMESTIC	3
6	Clark County Detention Center	BATTERY TO COMMIT SEX ASSAULT, R/SBH	10

Statewide Nevada Summary:
Registration Count by Agency, by Charge

Agency ID	Agency Description	Charge Detail	Registration Count
6	Clark County Detention Center	BATTERY TO COMMIT SEX ASSAULT, VICTIM 16	42
6	Clark County Detention Center	BATTERY W/DOMESTIC VIOL-V/65	1
6	Clark County Detention Center	BATTERY W/INTENT T/COMMIT SEXUAL ASSAULT	15
6	Clark County Detention Center	BATTERY W/SBH DOMESTIC VIOLENCE W/DEADLY	2
6	Clark County Detention Center	BATTERY WITH A DEADLY WEAPON DOMESTIC VI	10
6	Clark County Detention Center	BATTERY/DOMESTIC VIOLENCE	30
6	Clark County Detention Center	BURGLARY, (1ST), E/SEX	4
6	Clark County Detention Center	BWDW DOMESTIC VIOLENCE	10
6	Clark County Detention Center	BWDW-DOMESTIC VIOLENCE	1
6	Clark County Detention Center	CHILD SEX ABUSE/EXPLOIT, W/SBMH, CHILD <	47
6	Clark County Detention Center	COERC W/FORCE OR THREAT OF FORCE, E/SEX	39
6	Clark County Detention Center	COMMIT CERTAIN SEX ACTS IN PUBLIC	1
6	Clark County Detention Center	CONSP SEX ASSAULT	8
6	Clark County Detention Center	CONSP SEXUAL ASSAULT	1
6	Clark County Detention Center	CONSP TO COMMIT SEXUAL ASSAULT	1
6	Clark County Detention Center	CONSPIRE TO COMMIT SEX TRAFFICKING	1
6	Clark County Detention Center	CONVICTED SEX OFFENDER FAIL T/REGISTER	1
6	Clark County Detention Center	DOM BATTERY BY STRANGULATION	161
6	Clark County Detention Center	DOMESTIC BATTERY E/DW R/SBH	31
6	Clark County Detention Center	DOMESTIC BATTERY W/SBH	60
6	Clark County Detention Center	DOMESTIC BATTERY WITH USE OF A DEADLY WE	51
6	Clark County Detention Center	FTO SEX OFFENDER REG LAWS/REGS. (1ST)	30
6	Clark County Detention Center	KIDNAPPING, 1ST DEGREE, E/SEX	5
6	Clark County Detention Center	LURE CHILD/MNT-ILL PERS TO ENGAGE IN SEX	2
6	Clark County Detention Center	PREP/ADV/DISTR PORN W/MINOR	1
6	Clark County Detention Center	PROMO SEX PERFORMANCE OF MINOR, < 14	5
6	Clark County Detention Center	SEX ACT, ADULT SCHOOL EMP/VOL W/PUPIL, 1	13
6	Clark County Detention Center	SEX ASSAULT	227
6	Clark County Detention Center	SEX ASSAULT AGAINST CHILD < 14	432
6	Clark County Detention Center	SEX ASSAULT AGAINST CHILD < 16	188
6	Clark County Detention Center	SEX ASSAULT AGAINST CHILD < 16, E/DW	2
6	Clark County Detention Center	SEX ASSAULT AGAINST CHILD < 16, R/SBH, E	20
6	Clark County Detention Center	SEX ASSAULT, E/DW	50
6	Clark County Detention Center	SEX ASSAULT, E/DW,VOP	3
6	Clark County Detention Center	SEX ASSAULT, E/VOP	5
6	Clark County Detention Center	SEX ASSAULT, R/SBH	9
6	Clark County Detention Center	SEX ASSAULT, R/SBH, E/DW	5
6	Clark County Detention Center	SEX ASSAULT, R/SBH, E/VOP	6
6	Clark County Detention Center	SEX OFF FL COMPL ANNUAL VERIFICATION	3
6	Clark County Detention Center	SEX OFFENDER FAILURE TO NOTIFY/CHANGE AD	7
6	Clark County Detention Center	SEX TRAFFICKING OF ADULT	5
6	Clark County Detention Center	SEX TRAFFICKING OF CHILD UNDER 16	1
6	Clark County Detention Center	SEX TRAFFICKING OF CHILD UNDER 18	4
6	Clark County Detention Center	SEXUAL ASSAULT	26
6	Clark County Detention Center	SEXUAL ASSAULT -VICTIM UNDER 14	62
6	Clark County Detention Center	SEXUAL ASSAULT VICTIM UNDER 16	39
6	Clark County Detention Center	SEXUAL ASSAULT WITH A DEADLY WEAPON	45
6	Clark County Detention Center	SEXUAL ASSAULT WITH DEADLY WEAPON-VICTIM	4
6	Clark County Detention Center	STATUTORY SEX SEDUCTION BY PERS < 21	6
6	Clark County Detention Center	STATUTORY SEX SEDUCTION BY PERS, 21+	27
6	Clark County Detention Center	STATUTORY SEXUAL SEDUCTION	52
6	Clark County Detention Center	UNLAWFUL ADVERTISE OF DRUG PARAPHERNALIA	1
6	Clark County Detention Center	USE INTERNET FOR SEX CONDUCT OF PERS < 1	2
6	Clark County Detention Center	USE/PERMIT MINOR AGE 14+ AS SUBJ OF SEX	2

Statewide Nevada Summary:
Registration Count by Agency, by Charge

Agency ID	Agency Description	Charge Detail	Registration Count
6	Clark County Detention Center	VIOL DOM VIOLENCE EPO	26
6	Clark County Detention Center	VIOL DOM VIOLENCE TPO	12
6	Clark County Detention Center	VIOL MAJ COND OF SEX OFFENDER LIFETIME S	11
6	Clark County Detention Center	VIOLATION -SEX OFFENDER- LIFETIME SUPERV	12
6	Clark County Detention Center	VIOLATION OF TEMPORARY PROTECTIVE ORDER	13
6	Clark County Detention Center	VOLUNTARY SEX CONDUCT BY PRISONER	2
7	Douglas County Jail	DOMESTIC BATTERY	20
7	Douglas County Jail	STALKING	4
9	Elko County Jail	DOMESTIC VIOLENCE	4
9	Elko County Jail	ELDER ABUSE, NEGLECT, ENDANGER	1
9	Elko County Jail	NONFRC SEX ASSAULT, STAT RAPE	1
9	Elko County Jail	PROTECTION ORDER VIOLATION	2
13	Humboldt County Detention Center	ACTS THAT CONSTITUTE DOMESTIC VIOLENCE	1
13	Humboldt County Detention Center	ACTS WHICH CONSTITUTE DOMESTIC VIOLENCE	10
13	Humboldt County Detention Center	BATTERY DOMESTIC VIOLENCE NO PRIORS	1
13	Humboldt County Detention Center	BATTERY/DOMESTIC VIOLENCE	6
13	Humboldt County Detention Center	DOM BATTERY, 1ST	5
13	Humboldt County Detention Center	SEX ASSLT	1
13	Humboldt County Detention Center	SPOUSAL BATTERY	1
13	Humboldt County Detention Center	VIOLATION OF TEMPORARY PROTECTIVE ORDER	2
14	Lander County Sheriff's Office	BATTERY/DOMESTIC VIOLENCE	10
14	Lander County Sheriff's Office	DOM BATTERY BY STRANGULATION	1
14	Lander County Sheriff's Office	DOM BATTERY, 1ST	2
14	Lander County Sheriff's Office	DOM BATTERY, 2ND	1
14	Lander County Sheriff's Office	STATUTORY SEXUAL SEDUCTION (F)	1
17	Lyon County Sheriff's Department	FORCE SEX ASSAULT, FONDLING	8
17	Lyon County Sheriff's Department	FORCE SEX ASSAULT, RAPE	19
17	Lyon County Sheriff's Department	NONFRC SEX ASSAULT, STAT RAPE	1
17	Lyon County Sheriff's Department	PROTECTION ORDER VIOLATION	25
17	Lyon County Sheriff's Department	STALKING	1
900	Nevada Department of Corrections	AGGREGATE (SEX)	1
900	Nevada Department of Corrections	ATT BATT DOMESTIC VIOLENCE 3RD OFFENSE	4
900	Nevada Department of Corrections	ATT CHILD ABUSE CAUSING SUBST HARM	1
900	Nevada Department of Corrections	ATT FAIL CHANGE ADDRESS/REGISTER SEX OFF	9
900	Nevada Department of Corrections	ATT INCEST	1
900	Nevada Department of Corrections	ATT LEWDNESS W/ A MINOR	245
900	Nevada Department of Corrections	ATT POSS VS PRSNT DPCT SEX CND PRS U/16	6
900	Nevada Department of Corrections	ATT SEX ASSLT, VICT UND 16, SBH	5
900	Nevada Department of Corrections	ATT SEXUAL ASSAULT	110
900	Nevada Department of Corrections	ATT SEXUAL ASSAULT, SBH	16
900	Nevada Department of Corrections	ATT SEXUAL ASSAULT, VICT UND 16	126
900	Nevada Department of Corrections	ATT STATUTORY SEXUAL SEDUCTION	11
900	Nevada Department of Corrections	ATT UNLWFL POSS OF SCNNG DVC OR RE-ENCDR	4
900	Nevada Department of Corrections	ATT USE OF CHILD PRODUCING PORNOGRAPHY	11
900	Nevada Department of Corrections	ATTEMPT BATTERY BY STRANGULATION	8
900	Nevada Department of Corrections	BATT BY STRANGULATION TO COMMT SEX ASSLT	1
900	Nevada Department of Corrections	BATT DOMESTIC VIOLENCE W/ DEADLY WEAPON	18
900	Nevada Department of Corrections	BATT W/ INTENT TO COMMIT SEXUAL ASSAULT	16
900	Nevada Department of Corrections	BATTERY DOMESTIC VIOLENCE W/UDW & W/SBH	13
900	Nevada Department of Corrections	BATTERY WITC SEX ASSAULT SUBST HARM	6
900	Nevada Department of Corrections	BATTERY/DOMESTIC VIOLENCE SBH	28
900	Nevada Department of Corrections	COERCION SEXUALLY MOTIVATED	52
900	Nevada Department of Corrections	CONSPIRACY TO COMMIT SEXUAL ASSAULT	6
900	Nevada Department of Corrections	DOMESTIC BATTERY 3RD OFF	78

Statewide Nevada Summary:
Registration Count by Agency, by Charge

Agency ID	Agency Description	Charge Detail	Registration Count
900	Nevada Department of Corrections	DOMESTIC BATTERY BY STRANGULATION	98
900	Nevada Department of Corrections	ELDER ABUSE W/ SBH	7
900	Nevada Department of Corrections	EXPLOITATION OLDER PERSON OVER \$5000	5
900	Nevada Department of Corrections	FAIL TO CHANGE ADDRESS/SEX OFFENDER	24
900	Nevada Department of Corrections	FAIL TO REGISTER/SEX OFFENDER	9
900	Nevada Department of Corrections	INCEST	16
900	Nevada Department of Corrections	KIDNAPPING 1 WITH SEXUAL ASSAULT	1
900	Nevada Department of Corrections	LEWDNESS W/ A MINOR	630
900	Nevada Department of Corrections	PANDERING	18
900	Nevada Department of Corrections	PANDERING OF CHILD	6
900	Nevada Department of Corrections	PANDERING W/ VIOLENCE	9
900	Nevada Department of Corrections	PROMOTION OF SEXUAL PERFORMANCE BY MINOR	7
900	Nevada Department of Corrections	SEX ASSAULT VICT UND 16 SUBST HARM	3
900	Nevada Department of Corrections	SEXUAL ABUSE OF CHILD	7
900	Nevada Department of Corrections	SEXUAL ASSAULT	444
900	Nevada Department of Corrections	SEXUAL ASSAULT VICT UNDER 16	361
900	Nevada Department of Corrections	SEXUAL ASSAULT, SBH	4
900	Nevada Department of Corrections	SEXUAL ASSAULT, UDW	4
900	Nevada Department of Corrections	SEXUAL ASSAULT; VICT UNDER 16	2
900	Nevada Department of Corrections	SEXUAL CONDUCT BY SCHOOL EMPLOY/TEACHER	11
900	Nevada Department of Corrections	STATUTORY SEX SEDUCTION	87
900	Nevada Department of Corrections	TRANSPORTING PROSTITUTE W/VIO	2
900	Nevada Department of Corrections	USE OF MINOR IN PRODUCING PORNOGRAPHY	87
900	Nevada Department of Corrections	VICTIM OVER 65 ENHANCEMENT	76
900	Nevada Department of Corrections	VIOLATING AN EXTENDED PROTECTION ORDER	6
900	Nevada Department of Corrections	VOLUNTARY SEX W/ A PRISONER	4
21	Nye County	BATTERY, NOT DOMESTIC	4
21	Nye County	DOMESTIC BATTERY	4
21	Nye County	ELDER ABUSE, NEGLECT, ENDANGER	1
21	Nye County	PROTECTION ORDER VIOLATION	2
24	Pershing County Jail	DOMESTIC BATTERY-1ST OFFENSE	2
24	Pershing County Jail	DOMESTIC BATTERY-2ND OFFENSE	4
25	Storey County Sheriff's Office	BATTERY (DOMESTIC VIOLENCE) (SCC 9.04.01	1
26	Washoe County Sheriff's Office	SEX ASSLT	34
26	Washoe County Sheriff's Office	SEX ASSLT AGAINST CHILD < 14	25
26	Washoe County Sheriff's Office	SEX ASSLT AGAINST CHILD < 16	4
26	Washoe County Sheriff's Office	STATUTORY SEX SEDUCTION BY PERS < 21	2
26	Washoe County Sheriff's Office	ATT SEX ASSLT	3
26	Washoe County Sheriff's Office	BATTERY TO COMMIT SEX ASSLT, VICTIM 16+	17
26	Washoe County Sheriff's Office	BATTERY TO COMMIT SEX ASSLT, VICTIM 16+, E/VOP	3
26	Washoe County Sheriff's Office	ASSAULT ON PROTECTED PERS, W/DW	4
26	Washoe County Sheriff's Office	BATTERY ON PROTECTED PERS, R/SBH	2
26	Washoe County Sheriff's Office	BATTERY ON PROTECTED PERS	27
26	Washoe County Sheriff's Office	BATTERY ON PROTECTED PERS, E/VOP	1
26	Washoe County Sheriff's Office	DOM BATTERY, 1ST	186
26	Washoe County Sheriff's Office	DOM BATTERY, 1ST, E/VOP	3
26	Washoe County Sheriff's Office	DOM BATTERY, 2ND	36
26	Washoe County Sheriff's Office	DOM BATTERY, 2ND, E/VOP	2
26	Washoe County Sheriff's Office	DOM BATTERY, 3+	13
26	Washoe County Sheriff's Office	DOM BATTERY, 3+, E/DW	1
26	Washoe County Sheriff's Office	ABUSE OLD/VULN PERS, (1ST)	2
26	Washoe County Sheriff's Office	STALKING, (1ST)	10
26	Washoe County Sheriff's Office	AGGR STALKING	8
26	Washoe County Sheriff's Office	STALKING, USE I-NET/ELEC COMM	9

Statewide Nevada Summary:
Registration Count by Agency, by Charge

Agency ID	Agency Description	Charge Detail	Registration Count
26	Washoe County Sheriff's Office	VIOL STALKING/HARASSMENT TPO	1
26	Washoe County Sheriff's Office	VIOL STALKING/HARASSMENT EPO	10
26	Washoe County Sheriff's Office	ATT VIOL STALKING/HARASSMENT TPO	1
26	Washoe County Sheriff's Office	ATT VIOL STALKING/HARASSMENT EPO	1
26	Washoe County Sheriff's Office	CONSP VIOL EXTENDED PO, STALKING/HARASSMENT	7
26	Washoe County Sheriff's Office	USE/PERMIT MINOR, 14+, TO PROD PORN	2
26	Washoe County Sheriff's Office	USE/PERMIT MINOR, < 14, TO PROD PORN	5
26	Washoe County Sheriff's Office	USE/PERMIT MINOR AGE 14+ AS SUBJ OF SEX PORTRAY,	1
26	Washoe County Sheriff's Office	PROMO SEX PERFORMANCE OF MINOR, 14+	3
26	Washoe County Sheriff's Office	PROMO SEX PERFORMANCE OF MINOR, < 14	1
26	Washoe County Sheriff's Office	POSS VISUAL PORN OF PERS < 16, (1ST)	1
26	Washoe County Sheriff's Office	POSS VISUAL PORN OF PERS < 16, (2+)	3
26	Washoe County Sheriff's Office	LEWDNESS W/CHILD UNDER 14,1ST	26
26	Washoe County Sheriff's Office	LEWDNESS W/CHILD UNDER 14, 1ST, E/DW	1
26	Washoe County Sheriff's Office	COERC W/FORCE OR THREAT OF FORCE	8
26	Washoe County Sheriff's Office	BATTERY BY STRANGULATION TO COMMIT SEX ASSAULT	4
26	Washoe County Sheriff's Office	BATTERY BY STRANGULATION	3
26	Washoe County Sheriff's Office	DOM BATTERY BY STRANGULATION	60
26	Washoe County Sheriff's Office	CAPTURE/DISTR/DSPLAY IMAGE OF PRIVATE AREA, (1ST	1
26	Washoe County Sheriff's Office	DOM BATTERY BY STRANGULATION, E/VOP	4
26	Washoe County Sheriff's Office	KIDNAPPING, 1ST DEGREE, E/SEX	4
26	Washoe County Sheriff's Office	COERC W/FORCE OR THREAT OF FORCE, E/SEX	6
26	Washoe County Sheriff's Office	EXPLOIT OLD/VULN PERS, \$650 - \$5K	1
26	Washoe County Sheriff's Office	STALKING, (1ST)	13
26	Washoe County Sheriff's Office	DOMESTIC BATTERY WITH USE OF A DEADLY WEAPON	4
26	Washoe County Sheriff's Office	DOMESTIC BATTERY WITH SUBSTANTIAL BODILY HARM	8
26	Washoe County Sheriff's Office	SEX TRAFFICKING OF ADULT	5
26	Washoe County Sheriff's Office	SEX TRAFFICKING OF CHILD UNDER 18	1
26	Washoe County Sheriff's Office	ATTEMPT SEX TRAFFICKING OF CHILD	1
27	White Pine County Jail	KIDNAP 1ST DEG(SEXULLY MOTIV)EXC	2
27	White Pine County Jail	NRS 200.481 DOMESTIC BATTERY # 2	9
27	White Pine County Jail	NRS 200.4812 DOMESTIC BATTERY # 2	5
27	White Pine County Jail	NRS 33.100 VIOLATION OF PROTECTIVE DOM	1
27	White Pine County Jail	NRS 200.366 SEXUAL ASSAULT	5
27	White Pine County Jail	NRS 200.4812 DOMESTIC BATTERY # 1	24
27	White Pine County Jail	NRS 200.4812 DOMESTIC BATTERY # 3	16
27	White Pine County Jail	NRS 200.4812B DOMESTIC BATTERY W SUBSTAN	2
27	White Pine County Jail	NRS 200.485 BATTERY/DOMESTIC VIOLENCE	1
27	White Pine County Jail	NRS 200.4852 DOMESTIC BATTERY W/STRANGUL	4
27	White Pine County Jail	NRS 33.018 ACTS OF DOMESTIC VIOLENCE	44
27	White Pine County Jail	PROTECTIVE ORDER VIOLATION	1
			6128

Statewide Nevada Summary

<u>Month:</u>	Apr-17
Registrations on Offenders with VAWA Charges	5929
Total Active Registrations for the State of Nevada	11879
Percentage of Statewide Program	50%

Detail

Registration Summary by Agency

Agency ID	Agency Description	Charge Detail	Registration Count
-----------	--------------------	---------------	--------------------

Statewide Nevada Summary

Month:

May-17

Registrations on Offenders with VAWA Charges	5809
Total Active Registrations for the State of Nevada	11497
Percentage of Statewide Program	51%

Detail

Registration Summary by Agency

Agency ID	Agency Description	Charge Detail	Registration Count
5	Churchill County Detention Center	DOMESTIC BATTERY/SIMPLE	17
5	Churchill County Detention Center	RESTRAINING ORDER VIOLATION	4
6	Clark County Detention Center	ADV/SOLICIT TO PROMO DISTR IMIT C/S (1ST	2
6	Clark County Detention Center	ASSAULT (DOMESTIC VIOLENCE)	3
6	Clark County Detention Center	ASSAULT CONSTITUTING DOMESTIC VIOLENCE	1
6	Clark County Detention Center	ASSAULT WITH A DEADLY WEAPON DOMESTIC VI	3
6	Clark County Detention Center	ATT SEX ASSAULT	23
6	Clark County Detention Center	ATT SEX ASSAULT AGAINST CHILD < 16	4
6	Clark County Detention Center	ATT SEX ASSAULT AGAINST CHILD UNDER 14	8
6	Clark County Detention Center	ATT SEX ASSAULT, E/DW	3
6	Clark County Detention Center	ATT. SEXUAL ASSAULT	4
6	Clark County Detention Center	ATT. STATUTORY SEXUAL SEDUCTION	2
6	Clark County Detention Center	ATTEMPT SEX TRAFFICKING OF CHILD	1
6	Clark County Detention Center	ATTEMPT SEXUAL ASSAULT VICTIM UNDER 14	2
6	Clark County Detention Center	ATTEMPT SEXUAL ASSAULT VICTIM UNDER 16	4
6	Clark County Detention Center	ATTEMPTED BATTERY BY STRANGULATION	5
6	Clark County Detention Center	BATT DOMESTIC VIOLENCE 1ST- 2 PRIORS IN	6
6	Clark County Detention Center	BATT W/INTENT COMMIT SEX ASSLT VICTIM UN	1
6	Clark County Detention Center	BATTERY (DOMESTIC VIOLENCE)	328
6	Clark County Detention Center	BATTERY (DOMESTIC VIOLENCE) - STRANGULAT	47
6	Clark County Detention Center	BATTERY BY STRANGULATION	10
6	Clark County Detention Center	BATTERY BY STRANGULATION TO COMMIT SEXUA	12
6	Clark County Detention Center	BATTERY DOMESTIC VIOLENCE 1 PRIOR IN 7 Y	4
6	Clark County Detention Center	BATTERY DOMESTIC VIOLENCE 2ND	25
6	Clark County Detention Center	BATTERY DOMESTIC VIOLENCE 3 OR MORE PRIO	7
6	Clark County Detention Center	BATTERY DOMESTIC VIOLENCE 3RD	39
6	Clark County Detention Center	BATTERY DOMESTIC VIOLENCE NO PRIOR CONVI	52
6	Clark County Detention Center	BATTERY SUBSTANCIAL BODILY HARM DOMESTIC	1
6	Clark County Detention Center	BATTERY SUBSTANCIAL BODILY HARM DOMESTIC	1
6	Clark County Detention Center	BATTERY TO COMMIT SEX ASSAULT, R/SBH	10
6	Clark County Detention Center	BATTERY TO COMMIT SEX ASSAULT, VICTIM 16	29
6	Clark County Detention Center	BATTERY W/INTENT T/COMMIT SEXUAL ASSAULT	18
6	Clark County Detention Center	BATTERY WITH A DEADLY WEAPON DOMESTIC VI	13
6	Clark County Detention Center	BATTERY/DOMESTIC VIOLENCE	24
6	Clark County Detention Center	BURGLARY, (1ST), E/SEX	4
6	Clark County Detention Center	BWDW DOMESTIC VIOLENCE	6

Agency ID	Agency Description	Charge Detail	Registration Count
6	Clark County Detention Center	BWDW-DOMESTIC VIOLENCE	1
6	Clark County Detention Center	CHILD SEX ABUSE/EXPLOIT, W/SBMH, CHILD <	47
6	Clark County Detention Center	COERC W/FORCE OR THREAT OF FORCE, E/SEX	25
6	Clark County Detention Center	COMMIT CERTAIN SEX ACTS IN PUBLIC	2
6	Clark County Detention Center	CONSP SEX ASSAULT	10
6	Clark County Detention Center	CONSP SEXUAL ASSAULT	2
6	Clark County Detention Center	CONSP TO COMMIT SEXUAL ASSAULT	2
6	Clark County Detention Center	CONSP VIOLATE MAJOR CONDITION OF SEX OFF	2
6	Clark County Detention Center	CONSPIRE TO COMMIT SEX TRAFFICKING	1
6	Clark County Detention Center	DOM BATTERY BY STRANGULATION	123
6	Clark County Detention Center	DOMESTIC BATTERY E/DW R/SBH	34
6	Clark County Detention Center	DOMESTIC BATTERY W/SBH	57
6	Clark County Detention Center	DOMESTIC BATTERY WITH USE OF A DEADLY WE	44
6	Clark County Detention Center	FTO SEX OFFENDER REG LAWS/REGS. (1ST)	11
6	Clark County Detention Center	KIDNAPPING, 1ST DEGREE, E/SEX	4
6	Clark County Detention Center	LURE CHILD/MNT-ILL PERS TO ENGAGE IN SEX	1
6	Clark County Detention Center	PREP/ADV/DISTR PORN W/MINOR	1
6	Clark County Detention Center	PROHIBITED ACTS BY SEX OFFENDER	2
6	Clark County Detention Center	PROMO SEX PERFORMANCE OF MINOR, < 14	5
6	Clark County Detention Center	SEE C08048- SEX OFFENDER FL CHANGE ADD	1
6	Clark County Detention Center	SEX ACT, ADULT SCHOOL EMP/VOL W/PUPIL, 1	13
6	Clark County Detention Center	SEX ASSAULT	200
6	Clark County Detention Center	SEX ASSAULT AGAINST CHILD < 14	355
6	Clark County Detention Center	SEX ASSAULT AGAINST CHILD < 16	188
6	Clark County Detention Center	SEX ASSAULT AGAINST CHILD < 16, E/DW	2
6	Clark County Detention Center	SEX ASSAULT AGAINST CHILD < 16, R/SBH, E	20
6	Clark County Detention Center	SEX ASSAULT, E/DW	29
6	Clark County Detention Center	SEX ASSAULT, E/DW,VOP	3
6	Clark County Detention Center	SEX ASSAULT, E/VOP	5
6	Clark County Detention Center	SEX ASSAULT, R/SBH	5
6	Clark County Detention Center	SEX ASSAULT, R/SBH, E/DW	5
6	Clark County Detention Center	SEX ASSAULT, R/SBH, E/VOP	6
6	Clark County Detention Center	SEX OFF FL COMPL ANNUAL VERIFICATION	4
6	Clark County Detention Center	SEX OFFENDER FAIL TO CHANGE ADDRESS (ACT	1
6	Clark County Detention Center	SEX OFFENDER FAIL TO REG OR CHANGE ADDRE	4
6	Clark County Detention Center	SEX OFFENDER FAILURE TO NOTIFY/CHANGE AD	5
6	Clark County Detention Center	SEX OFFENDR FL COMPL ANNUAL VERIFICATION	2
6	Clark County Detention Center	SEX TRAFFICKING OF ADULT	8
6	Clark County Detention Center	SEX TRAFFICKING OF ADULT E/DW	1
6	Clark County Detention Center	SEX TRAFFICKING OF CHILD UNDER 16	3
6	Clark County Detention Center	SEX TRAFFICKING OF CHILD UNDER 18	7
6	Clark County Detention Center	SEXUAL ASSAULT	29
6	Clark County Detention Center	SEXUAL ASSAULT -VICTIM UNDER 14	68
6	Clark County Detention Center	SEXUAL ASSAULT VICTIM UNDER 16	36
6	Clark County Detention Center	SEXUAL ASSAULT WITH A DEADLY WEAPON	46
6	Clark County Detention Center	SEXUAL ASSAULT WITH DEADLY WEAPON-VICTIM	8
6	Clark County Detention Center	STATUTORY SEX SEDUCTION BY PERS < 21	7
6	Clark County Detention Center	STATUTORY SEX SEDUCTION BY PERS, 21+	38
6	Clark County Detention Center	STATUTORY SEXUAL SEDUCTION	52
6	Clark County Detention Center	USE INTERNET FOR SEX CONDUCT OF PERS < 1	2
6	Clark County Detention Center	USE/PERMIT MINOR AGE 14+ AS SUBJ OF SEX	2
6	Clark County Detention Center	VIOL DOM VIOLENCE EPO	8
6	Clark County Detention Center	VIOL DOM VIOLENCE TPO	13

Agency ID	Agency Description	Charge Detail	Registration Count
6	Clark County Detention Center	VIOL MAJ COND OF SEX OFFENDER LIFETIME S	9
6	Clark County Detention Center	VIOL MIN COND OF SEX OFFENDER LIFETIME S	4
6	Clark County Detention Center	VIOLATION -SEX OFFENDER- LIFETIME SUPERV	18
6	Clark County Detention Center	VIOLATION OF TEMPORARY PROTECTIVE ORDER	3
6	Clark County Detention Center	VIOLATION OF THE SEXUAL REGISTRATION LAW	1
6	Clark County Detention Center	VOLUNTARY SEX CONDUCT BY PRISONER	3
7	Douglas County Jail	DOMESTIC BATTERY	25
7	Douglas County Jail	FORCE SEX ASSAULT, RAPE	1
7	Douglas County Jail	STALKING	4
7	Douglas County Jail	TPO VIOLATION	3
9	Elko County Jail	DOMESTIC VIOLENCE	3
9	Elko County Jail	ELDER ABUSE, NEGLECT, ENDANGER	1
9	Elko County Jail	NONFRC SEX ASSAULT, STAT RAPE	1
9	Elko County Jail	PROTECTION ORDER VIOLATION	4
13	Humboldt County Detention Center	ACTS WHICH CONSTITUTE DOMESTIC VIOLENCE	11
13	Humboldt County Detention Center	BATTERY/DOMESTIC VIOLENCE	9
13	Humboldt County Detention Center	SPOUSAL BATTERY	2
13	Humboldt County Detention Center	VIOL DOM VIOLENCE TPO	2
13	Humboldt County Detention Center	VIOLATION OF TEMPORARY PROTECTIVE ORDER	1
14	Lander County Sheriff's Office	AGGRAVATED STALKING	3
14	Lander County Sheriff's Office	BATTERY/DOMESTIC VIOLENCE	5
17	Lyon County Sheriff's Department	FORCE SEX ASSAULT, FONDLING	7
17	Lyon County Sheriff's Department	FORCE SEX ASSAULT, RAPE	22
17	Lyon County Sheriff's Department	NONFRC SEX ASSAULT, STAT RAPE	1
17	Lyon County Sheriff's Department	PROTECTION ORDER VIOLATION	21
17	Lyon County Sheriff's Department	STALKING	1
900	Nevada Department of Corrections	AGGREGATE (SEX)	1
900	Nevada Department of Corrections	ATT BATT DOMESTIC VIOLENCE 3RD OFFENSE	2
900	Nevada Department of Corrections	ATT CHILD ABUSE CAUSING SUBST HARM	1
900	Nevada Department of Corrections	ATT FAIL CHANGE ADDRESS/REGISTER SEX OFF	6
900	Nevada Department of Corrections	ATT INCEST	1
900	Nevada Department of Corrections	ATT LEWDNESS W/ A MINOR	256
900	Nevada Department of Corrections	ATT POSS VS PRSNT DPCT SEX CND PRS U/16	6
900	Nevada Department of Corrections	ATT SEX ASSLT, VICT UND 16, SBH	5
900	Nevada Department of Corrections	ATT SEXUAL ASSAULT	111
900	Nevada Department of Corrections	ATT SEXUAL ASSAULT, SBH	19
900	Nevada Department of Corrections	ATT SEXUAL ASSAULT, VICT UND 16	138
900	Nevada Department of Corrections	ATT STATUTORY SEXUAL SEDUCTION	11
900	Nevada Department of Corrections	ATT USE OF CHILD PRODUCING PORNOGRAPHY	11
900	Nevada Department of Corrections	ATTEMPT BATTERY BY STRANGULATION	8
900	Nevada Department of Corrections	BATT BY STRANGULATION TO COMMT SEX ASSLT	2
900	Nevada Department of Corrections	BATT DOMESTIC VIOLENCE W/ DEADLY WEAPON	19
900	Nevada Department of Corrections	BATT W/ INTENT TO COMMIT SEXUAL ASSAULT	16
900	Nevada Department of Corrections	BATTERY DOMESTIC VIOLENCE W/UDW & W/SBH	8
900	Nevada Department of Corrections	BATTERY WITC SEX ASSAULT SUBST HARM	6
900	Nevada Department of Corrections	BATTERY/DOMESTIC VIOLENCE SBH	32
900	Nevada Department of Corrections	COERCION SEXUALLY MOTIVATED	55
900	Nevada Department of Corrections	CONSPIRACY TO COMMIT SEXUAL ASSAULT	6
900	Nevada Department of Corrections	DOMESTIC BATTERY 3RD OFF	78
900	Nevada Department of Corrections	DOMESTIC BATTERY BY STRANGULATION	105
900	Nevada Department of Corrections	ELDER ABUSE W/ SBH	7
900	Nevada Department of Corrections	EXPLOITATION OLDER PERSON OVER \$5000	5
900	Nevada Department of Corrections	FAIL TO CHANGE ADDRESS/SEX OFFENDER	30

Agency ID	Agency Description	Charge Detail	Registration Count
900	Nevada Department of Corrections	FAIL TO REGISTER/SEX OFFENDER	9
900	Nevada Department of Corrections	INCEST	6
900	Nevada Department of Corrections	KIDNAPPING 1 WITH SEXUAL ASSAULT	1
900	Nevada Department of Corrections	LEWDNESS W/ A MINOR	651
900	Nevada Department of Corrections	PANDERING	17
900	Nevada Department of Corrections	PANDERING OF CHILD	5
900	Nevada Department of Corrections	PANDERING W/ VIOLENCE	10
900	Nevada Department of Corrections	PROMOTION OF SEXUAL PERFORMANCE BY MINOR	7
900	Nevada Department of Corrections	SEX ASSAULT VICT UND 16 SUBST HARM	3
900	Nevada Department of Corrections	SEXUAL ABUSE OF CHILD	7
900	Nevada Department of Corrections	SEXUAL ASSAULT	442
900	Nevada Department of Corrections	SEXUAL ASSAULT VICT UNDER 16	392
900	Nevada Department of Corrections	SEXUAL ASSAULT, SBH	5
900	Nevada Department of Corrections	SEXUAL ASSAULT, UDW	4
900	Nevada Department of Corrections	SEXUAL ASSAULT; VICT UNDER 16	2
900	Nevada Department of Corrections	SEXUAL CONDUCT BY SCHOOL EMPLOY/TEACHER	11
900	Nevada Department of Corrections	STATUTORY SEXUAL SEDUCTION	88
900	Nevada Department of Corrections	TRANSPORTING PROSTITUTE W/VIO	2
900	Nevada Department of Corrections	USE OF MINOR IN PRODUCING PORNOGRAPHY	87
900	Nevada Department of Corrections	VICTIM OVER 65 ENHANCEMENT	89
900	Nevada Department of Corrections	VIOLATING AN EXTENDED PROTECTION ORDER	10
900	Nevada Department of Corrections	VOLUNTARY SEX W/ A PRISONER	4
21	Nye County	DOMESTIC BATTERY	1
21	Nye County	ELDER ABUSE, NEGLECT, ENDANGER	1
21	Nye County	PROTECTION ORDER VIOLATION	2
21	Nye County	STALKING	1
24	Pershing County Jail	BATTERY/DOMESTIC VIOLENCE	1
24	Pershing County Jail	DOMESTIC BATTERY BY STRANGULATION	1
24	Pershing County Jail	DOMESTIC BATTERY-1ST OFFENSE	2
24	Pershing County Jail	DOMESTIC BATTERY-2ND OFFENSE	4
25	Storey County Sheriff's Office	TPO VIOLATION - GM	2
26	Washoe County Sheriff's Office	SEX ASSLT	32
26	Washoe County Sheriff's Office	SEX ASSLT AGAINST CHILD < 14	24
26	Washoe County Sheriff's Office	SEX ASSLT AGAINST CHILD < 16	5
26	Washoe County Sheriff's Office	STATUTORY SEX SEDUCTION BY PERS < 21	2
26	Washoe County Sheriff's Office	ATT SEX ASSLT	5
26	Washoe County Sheriff's Office	BATTERY TO COMMIT SEX ASSLT, VICTIM 16+	18
26	Washoe County Sheriff's Office	BATTERY TO COMMIT SEX ASSLT, VICTIM < 16	2
26	Washoe County Sheriff's Office	ASSAULT ON PROTECTED PERS	1
26	Washoe County Sheriff's Office	ASSAULT ON PROTECTED PERS, W/DW	3
26	Washoe County Sheriff's Office	BATTERY ON PROTECTED PERS, R/SBH	2
26	Washoe County Sheriff's Office	BATTERY ON PROTECTED PERS	25
26	Washoe County Sheriff's Office	BATTERY ON PROTECTED PERS, E/VOP	1
26	Washoe County Sheriff's Office	DOM BATTERY, 1ST	127
26	Washoe County Sheriff's Office	DOM BATTERY, 1ST, E/VOP	4
26	Washoe County Sheriff's Office	DOM BATTERY, 2ND	22
26	Washoe County Sheriff's Office	DOM BATTERY, 2ND, E/VOP	3
26	Washoe County Sheriff's Office	DOM BATTERY, 3+	9
26	Washoe County Sheriff's Office	DOM BATTERY, 3+, E/DW	1
26	Washoe County Sheriff's Office	DOM BATTERY, 3+, E/VOP	3
26	Washoe County Sheriff's Office	ABUSE OLD/VULN PERS, (1ST)	3
26	Washoe County Sheriff's Office	ABUSE OLD/VULN PERS, W/DOSBMH	1
26	Washoe County Sheriff's Office	EXPLOIT OLD/VULN PERS, \$5K+	1

Agency ID	Agency Description	Charge Detail	Registration Count
26	Washoe County Sheriff's Office	STALKING, (1ST)	8
26	Washoe County Sheriff's Office	AGGR STALKING	9
26	Washoe County Sheriff's Office	STALKING, USE I-NET/ELEC COMM	6
26	Washoe County Sheriff's Office	VIOL STALKING/HARASSMENT EPO	2
26	Washoe County Sheriff's Office	USE/PERMIT MINOR, 14+, TO PROD PORN	2
26	Washoe County Sheriff's Office	USE/PERMIT MINOR, < 14, TO PROD PORN	5
26	Washoe County Sheriff's Office	PROMO SEX PERFORMANCE OF MINOR, 14+	2
26	Washoe County Sheriff's Office	PROMO SEX PERFORMANCE OF MINOR, < 14	2
26	Washoe County Sheriff's Office	POSS VISUAL PORN OF PERS < 16, (1ST)	2
26	Washoe County Sheriff's Office	POSS VISUAL PORN OF PERS < 16, (2+)	3
26	Washoe County Sheriff's Office	LEWDNESS W/CHILD UNDER 14,1ST	24
26	Washoe County Sheriff's Office	COERC W/FORCE OR THREAT OF FORCE	8
26	Washoe County Sheriff's Office	COERC W/FORCE OR THREAT OF FORCE, E/DW	1
26	Washoe County Sheriff's Office	BATTERY BY STRANGULATION	4
26	Washoe County Sheriff's Office	BATTERY BY STRANGULATION BY PRSNR/PNP W/DW	1
26	Washoe County Sheriff's Office	DOM BATTERY BY STRANGULATION	56
26	Washoe County Sheriff's Office	ATTEMPTED DOMESTIC BATTERY BY STRANGULATION	1
26	Washoe County Sheriff's Office	DOM BATTERY BY STRANGULATION, E/VOP	2
26	Washoe County Sheriff's Office	COERC W/FORCE OR THREAT OF FORCE, E/SEX	6
26	Washoe County Sheriff's Office	STALKING, (1ST)	8
26	Washoe County Sheriff's Office	DOMESTIC BATTERY WITH USE OF A DEADLY WEAPON	2
26	Washoe County Sheriff's Office	DOMESTIC BATTERY WITH SUBSTANTIAL BODILY HARM	21
26	Washoe County Sheriff's Office	SEX TRAFFICKING OF ADULT	6
26	Washoe County Sheriff's Office	SEX TRAFFICKING OF CHILD UNDER 18	1
27	White Pine County Jail	KIDNAP 1ST DEG(SEXULLY MOTIV)EXC	2
27	White Pine County Jail	NRS 200.481 DOMESTIC BATTERY # 2	10
27	White Pine County Jail	NRS 200.4812 DOMESTIC BATTERY # 2	3
27	White Pine County Jail	NRS 200.366 SEXUAL ASSAULT	5
27	White Pine County Jail	NRS 200.4812 DOMESTIC BATTERY # 1	7
27	White Pine County Jail	NRS 200.4812 DOMESTIC BATTERY # 3	19
27	White Pine County Jail	NRS 200.4812B DOMESTIC BATTERY W SUBSTAN	2
27	White Pine County Jail	NRS 200.4852 DOMESTIC BATTERY W/STRANGUL	4
27	White Pine County Jail	NRS 33.018 ACTS OF DOMESTIC VIOLENCE	31

Statewide Nevada Summary

Month:

Jun-17

Registrations on Offenders with VAWA Charges	5707
Total Active Registrations for the State of Nevada	10327
Percentage of Statewide Program	55%

Detail

Registration Summary by Agency

Agency ID	Agency Description	Charge Detail	Registration Count
2	Churchill County Sheriff	DOMESTIC BATTERY/SIMPLE	14
2	Churchill County Sheriff	RESTRAINING ORDER VIOLATION	7
24	Clark County Detention Center	ATTEMPTED BATTERY BY STRANGULATION	5
24	Clark County Detention Center	ATTEMPTED DOMESTIC BATTERY BY STRANGULAT	2
24	Clark County Detention Center	ATTEMPT SEX TRAFFICKING OF CHILD	1
24	Clark County Detention Center	ATT FTO SEX OFFENDER REG LAWS/REGS, (1ST	2
24	Clark County Detention Center	ATT SEX ASSAULT	27
24	Clark County Detention Center	ATT SEX ASSAULT AGAINST CHILD < 16	8
24	Clark County Detention Center	ATT SEX ASSAULT AGAINST CHILD UNDER 14	32
24	Clark County Detention Center	ATT SEX ASSAULT, E/DW	1
24	Clark County Detention Center	ATT VIOL STALKING/HARASSMENT EPO	2
24	Clark County Detention Center	BATTERY BY STRANGULATION	32
24	Clark County Detention Center	BATTERY BY STRANGULATION TO COMMIT SEXUA	15
24	Clark County Detention Center	BATTERY/DOMESTIC VIOLENCE	20
24	Clark County Detention Center	BATTERY DOMESTIC VIOLENCE 2ND	3
24	Clark County Detention Center	BATTERY TO COMMIT SEX ASSAULT, R/SBH	14
24	Clark County Detention Center	BATTERY TO COMMIT SEX ASSAULT, VICTIM 16	28
24	Clark County Detention Center	BATT W/INTENT COMMIT SEX ASSLT VICTIM UN	4
24	Clark County Detention Center	BURGLARY, (1ST), E/SEX	4
24	Clark County Detention Center	CHILD SEX ABUSE/EXPLOIT, W/SBMH, CHILD <	50
24	Clark County Detention Center	COERC W/FORCE OR THREAT OF FORCE, E/SEX	34
24	Clark County Detention Center	CONSPIRACY DOMESTIC BATTERY	2
24	Clark County Detention Center	CONSPIRE TO COMMIT SEX TRAFFICKING	2
24	Clark County Detention Center	CONSP SEX ASSAULT	10
24	Clark County Detention Center	CONSP VIOLATE MAJOR CONDITION OF SEX OFF	3
24	Clark County Detention Center	DOM BATTERY BY STRANGULATION	115
24	Clark County Detention Center	DOMESTIC BATTERY E/DW R/SBH	37
24	Clark County Detention Center	DOMESTIC BATTERY WITH USE OF A DEADLY WE	44
24	Clark County Detention Center	DOMESTIC BATTERY W/SBH	90
24	Clark County Detention Center	FTO SEX OFFENDER REG LAWS/REGS. (1ST)	6
24	Clark County Detention Center	INCEST	42
24	Clark County Detention Center	KIDNAPPING, 1ST DEGREE, E/SEX	4
24	Clark County Detention Center	LURE CHILD/MNT-ILL PERS TO ENGAGE IN SEX	1
24	Clark County Detention Center	PANDERING	2
24	Clark County Detention Center	PREP/ADV/DISTR PORN W/MINOR	1
24	Clark County Detention Center	PROMO SEX PERFORMANCE OF MINOR, < 14	5
24	Clark County Detention Center	SEX ACT, ADULT SCHOOL EMP/VOL W/PUPIL, 1	13
24	Clark County Detention Center	SEX ASSAULT	211
24	Clark County Detention Center	SEX ASSAULT AGAINST CHILD < 14	408
24	Clark County Detention Center	SEX ASSAULT AGAINST CHILD < 16	200
24	Clark County Detention Center	SEX ASSAULT AGAINST CHILD < 16, E/DW	2
24	Clark County Detention Center	SEX ASSAULT AGAINST CHILD < 16, R/SBH, E	20

Agency ID	Agency Description	Charge Detail	Registration Count
24	Clark County Detention Center	SEX ASSAULT, E/DW	39
24	Clark County Detention Center	SEX ASSAULT, E/DW,VOP	3
24	Clark County Detention Center	SEX ASSAULT, E/VOP	1
24	Clark County Detention Center	SEX ASSAULT, R/SBH	5
24	Clark County Detention Center	SEX ASSAULT, R/SBH, E/DW	9
24	Clark County Detention Center	SEX ASSAULT, R/SBH, E/VOP	6
24	Clark County Detention Center	SEX TRAFFICKING OF ADULT	8
24	Clark County Detention Center	SEX TRAFFICKING OF ADULT E/DW	1
24	Clark County Detention Center	SEX TRAFFICKING OF CHILD UNDER 16	1
24	Clark County Detention Center	SEX TRAFFICKING OF CHILD UNDER 18	7
24	Clark County Detention Center	SEXUAL ASSAULT -VICTIM UNDER 14	14
24	Clark County Detention Center	SEXUAL ASSAULT VICTIM UNDER 16	12
24	Clark County Detention Center	STATUTORY SEX SEDUCTION BY PERS < 21	5
24	Clark County Detention Center	STATUTORY SEX SEDUCTION BY PERS, 21+	39
24	Clark County Detention Center	STATUTORY SEXUAL SEDUCTION	18
24	Clark County Detention Center	USE INTERNET FOR SEX CONDUCT OF PERS < 1	2
24	Clark County Detention Center	USE/PERMIT MINOR AGE < 14 AS SUBJ OF SEX	1
24	Clark County Detention Center	USE/PERMIT MINOR AGE 14+ AS SUBJ OF SEX	2
24	Clark County Detention Center	VIOL DOM VIOLENCE EPO	10
24	Clark County Detention Center	VIOL DOM VIOLENCE TPO	9
24	Clark County Detention Center	VIOL MAJ COND OF SEX OFFENDER LIFETIME S	2
3	Douglas County Sheriff	DOMESTIC BATTERY	9
3	Douglas County Sheriff	FORCE SEX ASSAULT, RAPE	1
3	Douglas County Sheriff	TPO VIOLATION	7
4	Elko County Sheriff	NONFRC SEX ASSAULT, STAT RAPE	1
4	Elko County Sheriff	PROTECTION ORDER VIOLATION	4
8	Humboldt County Sheriff	ACTS WHICH CONSTITUTE DOMESTIC VIOLENCE	4
8	Humboldt County Sheriff	AGGRAVATED STALKING	1
8	Humboldt County Sheriff	BATTERY/DOMESTIC VIOLENCE	3
8	Humboldt County Sheriff	DOM BATTERY, 1ST	1
8	Humboldt County Sheriff	SPOUSAL BATTERY	1
9	Lander County Sheriff	AGGRAVATED STALKING	3
9	Lander County Sheriff	DOM BATTERY, 1ST	2
11	Lyon County Sheriff	FORCE SEX ASSAULT, FONDLING	20
11	Lyon County Sheriff	FORCE SEX ASSAULT, RAPE	44
11	Lyon County Sheriff	NONFRC SEX ASSAULT, STAT RAPE	2
11	Lyon County Sheriff	PROTECTION ORDER VIOLATION	20
22	Nevada Department Of Corrections	AGGRAVATED STALKING	54
22	Nevada Department Of Corrections	AGGREGATE (SEX)	1
22	Nevada Department Of Corrections	ATT BATT DOMESTIC VIOLENCE 3RD OFFENSE	2
22	Nevada Department Of Corrections	ATT CHILD ABUSE CAUSING SUBST HARM	1
22	Nevada Department Of Corrections	ATTEMPT BATTERY BY STRANGULATION	10
22	Nevada Department Of Corrections	ATT FAIL CHANGE ADDRESS/REGISTER SEX OFF	8
22	Nevada Department Of Corrections	ATT INCEST	1
22	Nevada Department Of Corrections	ATT LEWDNESS W/ A MINOR	305
22	Nevada Department Of Corrections	ATT LIVING FROM EARNING OF PROSTITUTE	5
22	Nevada Department Of Corrections	ATT POSS VS PRSNT DPCT SEX CND PRS U/16	6
22	Nevada Department Of Corrections	ATTPT BATTERY DOMESTIC VIO BY STRNGULTION	3
22	Nevada Department Of Corrections	ATT SEX ASSLT, VICT UND 16, SBH	5
22	Nevada Department Of Corrections	ATT SEXUAL ASSAULT	127
22	Nevada Department Of Corrections	ATT SEXUAL ASSAULT, SBH	20
22	Nevada Department Of Corrections	ATT SEXUAL ASSAULT, VICT UND 16	154
22	Nevada Department Of Corrections	ATT STATUTORY SEXUAL SEDUCTION	11
22	Nevada Department Of Corrections	ATT USE OF CHILD PRODUCING PORNOGRAPHY	13
22	Nevada Department Of Corrections	BATT BY STRANGULATION TO COMMT SEX ASSLT	3
22	Nevada Department Of Corrections	BATT DOMESTIC VIOLENCE W/ DEADLY WEAPON	32
22	Nevada Department Of Corrections	BATTERY BY STRANGULATION	45
22	Nevada Department Of Corrections	BATTERY/DOMESTIC VIOLENCE SBH	70
22	Nevada Department Of Corrections	BATTERY DOMESTIC VIOLENCE W/UDW & W/SBH	8

Agency ID	Agency Description	Charge Detail	Registration Count
22	Nevada Department Of Corrections	BATTERY WITC SEX ASSAULT SUBST HARM	6
22	Nevada Department Of Corrections	BATT W/ INTENT TO COMMIT SEXUAL ASSAULT	16
22	Nevada Department Of Corrections	COERCION SEXUALLY MOTIVATED	66
22	Nevada Department Of Corrections	CONSPIRACY TO COMMIT SEXUAL ASSAULT	6
22	Nevada Department Of Corrections	DOMESTIC BATTERY 3RD OFF	96
22	Nevada Department Of Corrections	DOMESTIC BATTERY BY STRANGULATION	124
22	Nevada Department Of Corrections	ELDER ABUSE W/ SBH	7
22	Nevada Department Of Corrections	EXPLOITATION OLDER PERSON OVER \$5000	6
22	Nevada Department Of Corrections	FAIL TO CHANGE ADDRESS/SEX OFFENDER	38
22	Nevada Department Of Corrections	FAIL TO REGISTER/SEX OFFENDER	11
22	Nevada Department Of Corrections	INCEST	7
22	Nevada Department Of Corrections	KIDNAPPING 1 WITH SEXUAL ASSAULT	1
22	Nevada Department Of Corrections	LEWDNESS W/ A MINOR	689
22	Nevada Department Of Corrections	PANDERING	22
22	Nevada Department Of Corrections	PANDERING OF CHILD	6
22	Nevada Department Of Corrections	PANDERING W/ VIOLENCE	10
22	Nevada Department Of Corrections	PROMOTION OF SEXUAL PERFORMANCE BY MINOR	7
22	Nevada Department Of Corrections	SEX ASSAULT VICT UND 16 SUBST HARM	3
22	Nevada Department Of Corrections	SEXUAL ABUSE OF CHILD	7
22	Nevada Department Of Corrections	SEXUAL ASSAULT	483
22	Nevada Department Of Corrections	SEXUAL ASSAULT, SBH	9
22	Nevada Department Of Corrections	SEXUAL ASSAULT, UDW	4
22	Nevada Department Of Corrections	SEXUAL ASSAULT VICT UNDER 16	415
22	Nevada Department Of Corrections	SEXUAL ASSAULT; VICT UNDER 16	2
22	Nevada Department Of Corrections	SEXUAL CONDUCT BY SCHOOL EMPLOY/TEACHER	11
22	Nevada Department Of Corrections	SEXUAL PENETRATION OF DEAD BODY	1
22	Nevada Department Of Corrections	STATUTORY SEXUAL SEDUCTION	95
22	Nevada Department Of Corrections	TRANSPORTING PROSTITUTE W/VIO	2
22	Nevada Department Of Corrections	UNLAWFUL POSS OF SCANNING DVC OR RE-ENCDR	2
22	Nevada Department Of Corrections	USE OF MINOR IN PRODUCING PORNOGRAPHY	91
22	Nevada Department Of Corrections	VICTIM OVER 65 ENHANCEMENT	92
22	Nevada Department Of Corrections	VIOLATING AN EXTENDED PROTECTION ORDER	12
22	Nevada Department Of Corrections	VOLUNTARY SEX W/ A PRISONER	4
14	Nye County Sheriff	PROTECTION ORDER VIOLATION	6
15	Pershing County Sheriff	DOMESTIC BATTERY-1ST OFFENSE	2
15	Pershing County Sheriff	DOMESTIC BATTERY-2ND OFFENSE	4
17	Washoe County Sheriff	ABUSE OLD/VULN PERS, W/DOSBMH	1
17	Washoe County Sheriff	AGGR STALKING	9
17	Washoe County Sheriff	ASSAULT ON PROTECTED PERS	1
17	Washoe County Sheriff	ASSAULT ON PROTECTED PERS, W/DW	3
17	Washoe County Sheriff	ATT DOM BATTERY, 3+	5
17	Washoe County Sheriff	ATTEMPTED DOMESTIC BATTERY BY STRANGULATION	1
17	Washoe County Sheriff	ATT EXPLOIT OLD/VULN PERS, \$5K+	1
17	Washoe County Sheriff	ATT LEWDNESS, CHILD UNDER AGE 14, 1ST	2
17	Washoe County Sheriff	BATTERY BY STRANGULATION	4
17	Washoe County Sheriff	BATTERY BY STRANGULATION BY PRSNR/PNP W/DW	1
17	Washoe County Sheriff	BATTERY ON PROTECTED PERS	22
17	Washoe County Sheriff	BATTERY ON PROTECTED PERS, E/VOP	1
17	Washoe County Sheriff	BATTERY ON PROTECTED PERS, R/SBH	4
17	Washoe County Sheriff	BATTERY TO COMMIT SEX ASSLT, VICTIM < 16	2
17	Washoe County Sheriff	BATTERY TO COMMIT SEX ASSLT, VICTIM 16+	13
17	Washoe County Sheriff	COERC W/FORCE OR THREAT OF FORCE	1
17	Washoe County Sheriff	COERC W/FORCE OR THREAT OF FORCE, E/SEX	4
17	Washoe County Sheriff	DOM BATTERY, 1ST	203
17	Washoe County Sheriff	DOM BATTERY, (1ST)	3
17	Washoe County Sheriff	DOM BATTERY, 1ST, E/VOP	12
17	Washoe County Sheriff	DOM BATTERY, 2ND	33
17	Washoe County Sheriff	DOM BATTERY, 3+	11
17	Washoe County Sheriff	DOM BATTERY, 3+, E/VOP	10

Agency ID	Agency Description	Charge Detail	Registration Count
17	Washoe County Sheriff	DOM BATTERY BY STRANGULATION	47
17	Washoe County Sheriff	DOM BATTERY BY STRANGULATION, E/VOP	5
17	Washoe County Sheriff	DOMESTIC BATTERY E/DW, R/SBH	3
17	Washoe County Sheriff	DOMESTIC BATTERY WITH SUBSTANTIAL BODILY HARM	18
17	Washoe County Sheriff	DOMESTIC BATTERY WITH USE OF A DEADLY WEAPON	2
17	Washoe County Sheriff	EXPLOIT OLD/VULN PERS, \$5K+	2
17	Washoe County Sheriff	LEWDNESS W/CHILD UNDER 14,1ST	26
17	Washoe County Sheriff	POSS VISUAL PORN OF PERS < 16, (1ST)	2
17	Washoe County Sheriff	POSS VISUAL PORN OF PERS < 16, (2+)	3
17	Washoe County Sheriff	PROMO SEX PERFORMANCE OF MINOR, < 14	2
17	Washoe County Sheriff	PROMO SEX PERFORMANCE OF MINOR, 14+	2
17	Washoe County Sheriff	SEX ASSLT	23
17	Washoe County Sheriff	SEX ASSLT AGAINST CHILD < 14	25
17	Washoe County Sheriff	SEX ASSLT AGAINST CHILD < 16	5
17	Washoe County Sheriff	SEX TRAFFICKING OF ADULT	4
17	Washoe County Sheriff	SEX TRAFFICKING OF CHILD UNDER 18	2
17	Washoe County Sheriff	STALKING, (1ST)	12
17	Washoe County Sheriff	STATUTORY SEX SEDUCTION BY PERS < 21	1
17	Washoe County Sheriff	USE/PERMIT MINOR, < 14, TO PROD PORN	5
17	Washoe County Sheriff	VIOL STALKING/HARASSMENT EPO	2
17	Washoe County Sheriff	VIOL STALKING/HARASSMENT TPO	5
18	White Pine County Sheriff	KIDNAP 1ST DEG(SEXULLY MOTIV)EXC	3
18	White Pine County Sheriff	NRS 200.366 SEXUAL ASSAULT	5
18	White Pine County Sheriff	NRS 200.4812B DOMESTIC BATTERY W SUBSTAN	2
18	White Pine County Sheriff	NRS 200.4812 DOMESTIC BATTERY # 1	9
18	White Pine County Sheriff	NRS 200.4812 DOMESTIC BATTERY # 3	16
18	White Pine County Sheriff	NRS 200.481 DOMESTIC BATTERY # 2	3
18	White Pine County Sheriff	NRS 200.4852 DOMESTIC BATTERY W/STRANGUL	3
18	White Pine County Sheriff	NRS 200.485 BATTERY/DOMESTIC VIOLENCE	11
18	White Pine County Sheriff	NRS 33.018 ACTS OF DOMESTIC VIOLENCE	23
18	White Pine County Sheriff	STALKING 1ST OFFENSE	2

Statewide Nevada Summary

Month:

Jul-17

Registrations on Offenders with VAWA Charges	6291
Total Active Registrations for the State of Nevada	11187
Percentage of Statewide Program	56%

Detail

Registration Summary by Agency

Agency ID	Agency Description	Charge Detail	Registration Count
2	Churchill County Sheriff	DOMESTIC BATTERY/SIMPLE	18
2	Churchill County Sheriff	RESTRAINING ORDER VIOLATION	9
24	Clark County Detention Center	ATTEMPTED BATTERY BY STRANGULATION	5
24	Clark County Detention Center	ATTEMPTED DOMESTIC BATTERY BY STRANGULAT	3
24	Clark County Detention Center	ATTEMPT SEX TRAFFICKING OF CHILD	1
24	Clark County Detention Center	ATT FTO SEX OFFENDER REG LAWS/REGS, (1ST	2
24	Clark County Detention Center	ATT SEX ASSAULT	30
24	Clark County Detention Center	ATT SEX ASSAULT AGAINST CHILD < 16	8
24	Clark County Detention Center	ATT SEX ASSAULT AGAINST CHILD UNDER 14	32
24	Clark County Detention Center	ATT SEX ASSAULT, E/DW	1
24	Clark County Detention Center	ATT VIOL STALKING/HARASSMENT EPO	2
24	Clark County Detention Center	BATTERY BY STRANGULATION	33
24	Clark County Detention Center	BATTERY BY STRANGULATION TO COMMIT SEXUA	15
24	Clark County Detention Center	BATTERY/DOMESTIC VIOLENCE	26
24	Clark County Detention Center	BATTERY DOMESTIC VIOLENCE 2ND	3
24	Clark County Detention Center	BATTERY TO COMMIT SEX ASSAULT, R/SBH	14
24	Clark County Detention Center	BATTERY TO COMMIT SEX ASSAULT, VICTIM 16	36
24	Clark County Detention Center	BATT W/INTENT COMMIT SEX ASSLT VICTIM UN	6
24	Clark County Detention Center	BURGLARY, (1ST), E/SEX	4
24	Clark County Detention Center	CHILD SEX ABUSE/EXPLOIT, W/SBMH, CHILD <	50
24	Clark County Detention Center	COERC W/FORCE OR THREAT OF FORCE, E/SEX	35
24	Clark County Detention Center	CONSPIRACY DOMESTIC BATTERY	2
24	Clark County Detention Center	CONSPIRE TO COMMIT SEX TRAFFICKING	2
24	Clark County Detention Center	CONSP SEX ASSAULT	10
24	Clark County Detention Center	CONSP VIOLATE MAJOR CONDITION OF SEX OFF	3
24	Clark County Detention Center	DOM BATTERY BY STRANGULATION	142
24	Clark County Detention Center	DOMESTIC BATTERY E/DW R/SBH	49
24	Clark County Detention Center	DOMESTIC BATTERY WITH USE OF A DEADLY WE	63
24	Clark County Detention Center	DOMESTIC BATTERY W/SBH	114
24	Clark County Detention Center	FTO SEX OFFENDER REG LAWS/REGS. (1ST)	12
24	Clark County Detention Center	INCEST	42
24	Clark County Detention Center	KIDNAPPING, 1ST DEGREE, E/SEX	4
24	Clark County Detention Center	LURE CHILD/MNT-ILL PERS TO ENGAGE IN SEX	2
24	Clark County Detention Center	PANDERING	2
24	Clark County Detention Center	PREP/ADV/DISTR PORN W/MINOR	1
24	Clark County Detention Center	PROMO SEX PERFORMANCE OF MINOR, < 14	5

Agency ID	Agency Description	Charge Detail	Registration Count
24	Clark County Detention Center	SEX ACT, ADULT SCHOOL EMP/VOL W/PUPIL, 1	26
24	Clark County Detention Center	SEX ASSAULT	246
24	Clark County Detention Center	SEX ASSAULT AGAINST CHILD < 14	417
24	Clark County Detention Center	SEX ASSAULT AGAINST CHILD < 16	207
24	Clark County Detention Center	SEX ASSAULT AGAINST CHILD < 16, E/DW	2
24	Clark County Detention Center	SEX ASSAULT AGAINST CHILD < 16, R/SBH, E	20
24	Clark County Detention Center	SEX ASSAULT, E/DW	39
24	Clark County Detention Center	SEX ASSAULT, E/DW,VOP	3
24	Clark County Detention Center	SEX ASSAULT, E/VOP	3
24	Clark County Detention Center	SEX ASSAULT, R/SBH	7
24	Clark County Detention Center	SEX ASSAULT, R/SBH, E/DW	9
24	Clark County Detention Center	SEX ASSAULT, R/SBH, E/VOP	6
24	Clark County Detention Center	SEX TRAFFICKING OF ADULT	10
24	Clark County Detention Center	SEX TRAFFICKING OF ADULT E/DW	1
24	Clark County Detention Center	SEX TRAFFICKING OF CHILD UNDER 16	1
24	Clark County Detention Center	SEX TRAFFICKING OF CHILD UNDER 18	7
24	Clark County Detention Center	SEXUAL ASSAULT -VICTIM UNDER 14	22
24	Clark County Detention Center	SEXUAL ASSAULT VICTIM UNDER 16	12
24	Clark County Detention Center	STATUTORY SEX SEDUCTION BY PERS < 21	5
24	Clark County Detention Center	STATUTORY SEX SEDUCTION BY PERS, 21+	40
24	Clark County Detention Center	STATUTORY SEXUAL SEDUCTION	18
24	Clark County Detention Center	USE INTERNET FOR SEX CONDUCT OF PERS < 1	2
24	Clark County Detention Center	USE/PERMIT MINOR AGE < 14 AS SUBJ OF SEX	1
24	Clark County Detention Center	USE/PERMIT MINOR AGE 14+ AS SUBJ OF SEX	4
24	Clark County Detention Center	VIOL DOM VIOLENCE EPO	11
24	Clark County Detention Center	VIOL DOM VIOLENCE TPO	23
24	Clark County Detention Center	VIOL MAJ COND OF SEX OFFENDER LIFETIME S	2
3	Douglas County Sheriff	DOMESTIC BATTERY	9
3	Douglas County Sheriff	FORCE SEX ASSAULT, RAPE	1
3	Douglas County Sheriff	TPO VIOLATION	7
4	Elko County Sheriff	NONFRC SEX ASSAULT, STAT RAPE	1
4	Elko County Sheriff	PROTECTION ORDER VIOLATION	4
4	Eureka County Sheriff	BATTERY/DOMESTIC VIOLENCE	1
28	Humboldt County Sheriff	ACTS WHICH CONSTITUTE DOMESTIC VIOLENCE	4
28	Humboldt County Sheriff	AGGRAVATED STALKING	1
28	Humboldt County Sheriff	BATTERY/DOMESTIC VIOLENCE	3
28	Humboldt County Sheriff	DOM BATTERY, 1ST	1
28	Humboldt County Sheriff	SPOUSAL BATTERY	1
9	Lander County Sheriff	AGGRAVATED STALKING	3
9	Lander County Sheriff	DOM BATTERY, 1ST	2
11	Lyon County Sheriff	FORCE SEX ASSAULT, FONDLING	28
11	Lyon County Sheriff	FORCE SEX ASSAULT, RAPE	44
11	Lyon County Sheriff	NONFRC SEX ASSAULT, STAT RAPE	2
11	Lyon County Sheriff	PROTECTION ORDER VIOLATION	20
12	Mesquite Police Department	DOMESTIC BATTERY/SIMPLE	1
22	Nevada Department Of Corrections	AGGRAVATED STALKING	54
22	Nevada Department Of Corrections	AGGREGATE (SEX)	1
22	Nevada Department Of Corrections	ATT BATT DOMESTIC VIOLENCE 3RD OFFENSE	1
22	Nevada Department Of Corrections	ATT CHILD ABUSE CAUSING SUBST HARM	1
22	Nevada Department Of Corrections	ATTEMPT BATTERY BY STRANGULATION	10
22	Nevada Department Of Corrections	ATT FAIL CHANGE ADDRESS/REGISTER SEX OFF	8
22	Nevada Department Of Corrections	ATT INCEST	1
22	Nevada Department Of Corrections	ATT LEWDNESS W/ A MINOR	318

Agency ID	Agency Description	Charge Detail	Registration Count
22	Nevada Department Of Corrections	ATT LIVING FROM EARNING OF PROSTITUTE	5
22	Nevada Department Of Corrections	ATT POSS VS PRSNT DPCT SEX CND PRS U/16	6
22	Nevada Department Of Corrections	ATPT BATTERY DOMESTIC VIO BY STRNGULTION	4
22	Nevada Department Of Corrections	ATT SEX ASSLT, VICT UND 16, SBH	6
22	Nevada Department Of Corrections	ATT SEXUAL ASSAULT	124
22	Nevada Department Of Corrections	ATT SEXUAL ASSAULT, SBH	21
22	Nevada Department Of Corrections	ATT SEXUAL ASSAULT, VICT UND 16	154
22	Nevada Department Of Corrections	ATT STATUTORY SEXUAL SEDUCTION	10
22	Nevada Department Of Corrections	ATT USE OF CHILD PRODUCING PORNOGRAPHY	13
22	Nevada Department Of Corrections	BATT BY STRANGULATION TO COMMT SEX ASSLT	3
22	Nevada Department Of Corrections	BATT DOMESTIC VIOLENCE W/ DEADLY WEAPON	32
22	Nevada Department Of Corrections	BATTERY BY STRANGULATION	46
22	Nevada Department Of Corrections	BATTERY/DOMESTIC VIOLENCE SBH	82
22	Nevada Department Of Corrections	BATTERY DOMESTIC VIOLENCE W/UDW & W/SBH	8
22	Nevada Department Of Corrections	BATTERY WITC SEX ASSAULT SUBST HARM	6
22	Nevada Department Of Corrections	BATT W/ INTENT TO COMMIT SEXUAL ASSAULT	14
22	Nevada Department Of Corrections	BATT WITC SEX ASSAULT VICT UND 16	7
22	Nevada Department Of Corrections	COERCION SEXUALLY MOTIVATED	71
22	Nevada Department Of Corrections	CONSPIRACY TO COMMIT SEXUAL ASSAULT	6
22	Nevada Department Of Corrections	DOMESTIC BATTERY 3RD OFF	110
22	Nevada Department Of Corrections	DOMESTIC BATTERY BY STRANGULATION	128
22	Nevada Department Of Corrections	ELDER ABUSE W/ SBH	11
22	Nevada Department Of Corrections	EXPLOITATION OLDER PERSON OVER \$5000	5
22	Nevada Department Of Corrections	FAIL TO CHANGE ADDRESS/SEX OFFENDER	41
22	Nevada Department Of Corrections	FAIL TO REGISTER/SEX OFFENDER	12
22	Nevada Department Of Corrections	INCEST	6
22	Nevada Department Of Corrections	KIDNAPPING 1 WITH SEXUAL ASSAULT	1
22	Nevada Department Of Corrections	LEWDNESS W/ A MINOR	737
22	Nevada Department Of Corrections	PANDERING	23
22	Nevada Department Of Corrections	PANDERING OF CHILD	6
22	Nevada Department Of Corrections	PANDERING W/ VIOLENCE	10
22	Nevada Department Of Corrections	PROMOTION OF SEXUAL PERFORMANCE BY MINOR	7
22	Nevada Department Of Corrections	SEX ASSAULT VICT UND 16 SUBST HARM	3
22	Nevada Department Of Corrections	SEXUAL ABUSE OF CHILD	7
22	Nevada Department Of Corrections	SEXUAL ASSAULT	494
22	Nevada Department Of Corrections	SEXUAL ASSAULT, SBH	9
22	Nevada Department Of Corrections	SEXUAL ASSAULT, UDW	4
22	Nevada Department Of Corrections	SEXUAL ASSAULT VICT UNDER 16	427
22	Nevada Department Of Corrections	SEXUAL ASSAULT; VICT UNDER 16	2
22	Nevada Department Of Corrections	SEXUAL CONDUCT BY SCHOOL EMPLOY/TEACHER	11
22	Nevada Department Of Corrections	SEXUAL PENETRATION OF DEAD BODY	1
22	Nevada Department Of Corrections	STATUTORY SEXUAL SEDUCTION	96
22	Nevada Department Of Corrections	TRANSPORTING PROSTITUTE W/VIO	2
22	Nevada Department Of Corrections	UNLWFUL POSS OF SCANNING DVC OR RE-ENCDR	2
22	Nevada Department Of Corrections	USE OF MINOR IN PRODUCING PORNOGRAPHY	92
22	Nevada Department Of Corrections	VICTIM OVER 65 ENHANCEMENT	92
22	Nevada Department Of Corrections	VIOLATING AN EXTENDED PROTECTION ORDER	17
22	Nevada Department Of Corrections	VOLUNTARY SEX W/ A PRISONER	3
14	Nye County Sheriff	PROTECTION ORDER VIOLATION	10
15	Pershing County Sheriff	DOMESTIC BATTERY-1ST OFFENSE	2
15	Pershing County Sheriff	DOMESTIC BATTERY-2ND OFFENSE	4
16	Storey County Sheriff	BATTERY (DOMESTIC VIOLENCE) (SCC 9.04.01	1
17	Washoe County Sheriff	ABUSE OLD/VULN PERS, W/DOSBMH	1

Agency ID	Agency Description	Charge Detail	Registration Count
17	Washoe County Sheriff	AGGR STALKING	10
17	Washoe County Sheriff	ASSAULT ON PROTECTED PERS	1
17	Washoe County Sheriff	ASSAULT ON PROTECTED PERS, W/DW	3
17	Washoe County Sheriff	ATT DOM BATTERY, 3+	5
17	Washoe County Sheriff	ATTEMPTED DOMESTIC BATTERY BY STRANGULATION	1
17	Washoe County Sheriff	ATT EXPLOIT OLD/VULN PERS, \$5K+	1
17	Washoe County Sheriff	ATT LEWDNESS, CHILD UNDER AGE 14, 1ST	2
17	Washoe County Sheriff	ATT VIOLATE DOM VIOLENCE EPO	3
17	Washoe County Sheriff	BATTERY BY STRANGULATION	10
17	Washoe County Sheriff	BATTERY BY STRANGULATION BY PRSNR/PNP W/DW	1
17	Washoe County Sheriff	BATTERY ON PROTECTED PERS	25
17	Washoe County Sheriff	BATTERY ON PROTECTED PERS, E/VOP	1
17	Washoe County Sheriff	BATTERY ON PROTECTED PERS, R/SBH	5
17	Washoe County Sheriff	BATTERY TO COMMIT SEX ASSLT, VICTIM < 16	3
17	Washoe County Sheriff	BATTERY TO COMMIT SEX ASSLT, VICTIM 16+	16
17	Washoe County Sheriff	COERC W/FORCE OR THREAT OF FORCE	5
17	Washoe County Sheriff	COERC W/FORCE OR THREAT OF FORCE, E/SEX	4
17	Washoe County Sheriff	DOM BATTERY, 1ST	305
17	Washoe County Sheriff	DOM BATTERY, (1ST)	3
17	Washoe County Sheriff	DOM BATTERY, 1ST, E/VOP	13
17	Washoe County Sheriff	DOM BATTERY, 2ND	51
17	Washoe County Sheriff	DOM BATTERY, 3+	27
17	Washoe County Sheriff	DOM BATTERY, 3+, E/VOP	8
17	Washoe County Sheriff	DOM BATTERY BY STRANGULATION	67
17	Washoe County Sheriff	DOM BATTERY BY STRANGULATION, E/VOP	6
17	Washoe County Sheriff	DOMESTIC BATTERY E/DW, R/SBH	3
17	Washoe County Sheriff	DOMESTIC BATTERY WITH SUBSTANTIAL BODILY HARM	30
17	Washoe County Sheriff	DOMESTIC BATTERY WITH USE OF A DEADLY WEAPON	7
17	Washoe County Sheriff	EXPLOIT OLD/VULN PERS, \$5K+	2
17	Washoe County Sheriff	LEWDNESS W/CHILD UNDER 14,1ST	26
17	Washoe County Sheriff	POSS VISUAL PORN OF PERS < 16, (1ST)	2
17	Washoe County Sheriff	POSS VISUAL PORN OF PERS < 16, (2+)	3
17	Washoe County Sheriff	PROMO SEX PERFORMANCE OF MINOR, < 14	2
17	Washoe County Sheriff	PROMO SEX PERFORMANCE OF MINOR, 14+	2
17	Washoe County Sheriff	SEX ASSLT	26
17	Washoe County Sheriff	SEX ASSLT AGAINST CHILD < 14	25
17	Washoe County Sheriff	SEX ASSLT AGAINST CHILD < 16	5
17	Washoe County Sheriff	SEX TRAFFICKING OF ADULT	4
17	Washoe County Sheriff	SEX TRAFFICKING OF CHILD UNDER 18	3
17	Washoe County Sheriff	STALKING, (1ST)	23
17	Washoe County Sheriff	STALKING, USE I-NET/ELEC COMM	1
17	Washoe County Sheriff	STATUTORY SEX SEDUCTION BY PERS < 21	1
17	Washoe County Sheriff	USE/PERMIT MINOR, < 14, TO PROD PORN	5
17	Washoe County Sheriff	VIOL STALKING/HARASSMENT EPO	3
17	Washoe County Sheriff	VIOL STALKING/HARASSMENT TPO	5
18	White Pine County Sheriff	KIDNAP 1ST DEG(SEXULLY MOTIV)EXC	3
18	White Pine County Sheriff	NRS 200.366 SEXUAL ASSAULT	5
18	White Pine County Sheriff	NRS 200.4812B DOMESTIC BATTERY W SUBSTAN	2
18	White Pine County Sheriff	NRS 200.4812 DOMESTIC BATTERY # 1	11
18	White Pine County Sheriff	NRS 200.4812 DOMESTIC BATTERY # 3	16
18	White Pine County Sheriff	NRS 200.481 DOMESTIC BATTERY # 2	4
18	White Pine County Sheriff	NRS 200.485.2 DOMESTIC BATTERY BY STRAN	4
18	White Pine County Sheriff	NRS 200.4852 DOMESTIC BATTERY W/STRANGUL	3

Agency ID	Agency Description	Charge Detail	Registration Count
18	White Pine County Sheriff	NRS 200.485 BATTERY/DOMESTIC VIOLENCE	6
18	White Pine County Sheriff	NRS 33.018 ACTS OF DOMESTIC VIOLENCE	29
18	White Pine County Sheriff	STALKING 1ST OFFENSE	2
			6291

Statewide Nevada Summary

Month:

Aug-17

Registrations on Offenders with VAWA Charges	6880
Total Active Registrations for the State of Nevada	11187
Percentage of Statewide Program	61%

Detail

Registration Summary by Agency

Agency ID	Agency Description	Charge Detail	Registration Count
2	Churchill County Sheriff	DOMESTIC BATTERY/SIMPLE	23
2	Churchill County Sheriff	FORCE SEX ASLT/RAPE	2
2	Churchill County Sheriff	RESTRAINING ORDER VIOLATION	11
2	Churchill County Sheriff	STALKING	1
24	Clark County Detention Center	ATTEMPTED BATTERY BY STRANGULATION	5
24	Clark County Detention Center	ATTEMPTED DOMESTIC BATTERY BY STRANGULAT	4
24	Clark County Detention Center	ATTEMPT SEX TRAFFICKING OF ADULT	3
24	Clark County Detention Center	ATTEMPT SEX TRAFFICKING OF CHILD	1
24	Clark County Detention Center	ATT FTO SEX OFFENDER REG LAWS/REGS, (1ST	2
24	Clark County Detention Center	ATT SEX ASSAULT	32
24	Clark County Detention Center	ATT SEX ASSAULT AGAINST CHILD < 16	8
24	Clark County Detention Center	ATT SEX ASSAULT AGAINST CHILD UNDER 14	32
24	Clark County Detention Center	ATT SEX ASSAULT, E/DW	1
24	Clark County Detention Center	ATT VIOL STALKING/HARASSMENT EPO	2
24	Clark County Detention Center	BATTERY BY STRANGULATION	30
24	Clark County Detention Center	BATTERY BY STRANGULATION TO COMMIT SEXUA	15
24	Clark County Detention Center	BATTERY/DOMESTIC VIOLENCE	45
24	Clark County Detention Center	BATTERY DOMESTIC VIOLENCE 2ND	7
24	Clark County Detention Center	BATTERY TO COMMIT SEX ASSAULT, R/SBH	17
24	Clark County Detention Center	BATTERY TO COMMIT SEX ASSAULT, VICTIM 16	38
24	Clark County Detention Center	BATT W/INTENT COMMIT SEX ASSLT VICTIM UN	6
24	Clark County Detention Center	BURGLARY, (1ST), E/SEX	4
24	Clark County Detention Center	CHILD SEX ABUSE/EXPLOIT, W/SBMH, CHILD <	50
24	Clark County Detention Center	COERC W/FORCE OR THREAT OF FORCE, E/SEX	35
24	Clark County Detention Center	CONSPIRACY DOMESTIC BATTERY	2
24	Clark County Detention Center	CONSPIRE TO COMMIT SEX TRAFFICKING	2
24	Clark County Detention Center	CONSP SEX ASSAULT	10
24	Clark County Detention Center	CONSP VIOLATE MAJOR CONDITION OF SEX OFF	6
24	Clark County Detention Center	DOM BATTERY BY STRANGULATION	184
24	Clark County Detention Center	DOMESTIC BATTERY E/DW R/SBH	59
24	Clark County Detention Center	DOMESTIC BATTERY WITH USE OF A DEADLY WE	71
24	Clark County Detention Center	DOMESTIC BATTERY W/SBH	133
24	Clark County Detention Center	FTO SEX OFFENDER REG LAWS/REGS. (1ST)	13
24	Clark County Detention Center	INCEST	42
24	Clark County Detention Center	KIDNAPPING, 1ST DEGREE, E/SEX	4
24	Clark County Detention Center	LURE CHILD/MNT-ILL PERS TO ENGAGE IN SEX	3

Agency ID	Agency Description	Charge Detail	Registration Count
24	Clark County Detention Center	PANDERING	2
24	Clark County Detention Center	PREP/ADV/DISTR PORN W/MINOR	1
24	Clark County Detention Center	PROMO SEX PERFORMANCE OF MINOR, < 14	5
24	Clark County Detention Center	SEX ACT, ADULT SCHOOL EMP/VOL W/PUPIL, 1	26
24	Clark County Detention Center	SEX ASSAULT	272
24	Clark County Detention Center	SEX ASSAULT AGAINST CHILD < 14	425
24	Clark County Detention Center	SEX ASSAULT AGAINST CHILD < 16	204
24	Clark County Detention Center	SEX ASSAULT AGAINST CHILD < 16, E/DW	2
24	Clark County Detention Center	SEX ASSAULT AGAINST CHILD < 16, R/SBH, E	20
24	Clark County Detention Center	SEX ASSAULT, E/DW	39
24	Clark County Detention Center	SEX ASSAULT, E/DW,VOP	3
24	Clark County Detention Center	SEX ASSAULT, E/VOP	3
24	Clark County Detention Center	SEX ASSAULT, R/SBH	11
24	Clark County Detention Center	SEX ASSAULT, R/SBH, E/DW	9
24	Clark County Detention Center	SEX ASSAULT, R/SBH, E/VOP	6
24	Clark County Detention Center	SEX TRAFFICKING OF ADULT	11
24	Clark County Detention Center	SEX TRAFFICKING OF ADULT E/DW	1
24	Clark County Detention Center	SEX TRAFFICKING OF CHILD UNDER 16	1
24	Clark County Detention Center	SEX TRAFFICKING OF CHILD UNDER 18	7
24	Clark County Detention Center	SEXUAL ASSAULT -VICTIM UNDER 14	14
24	Clark County Detention Center	SEXUAL ASSAULT VICTIM UNDER 16	12
24	Clark County Detention Center	STATUTORY SEX SEDUCTION BY PERS < 21	5
24	Clark County Detention Center	STATUTORY SEX SEDUCTION BY PERS, 21+	39
24	Clark County Detention Center	STATUTORY SEXUAL SEDUCTION	18
24	Clark County Detention Center	USE INTERNET FOR SEX CONDUCT OF PERS < 1	2
24	Clark County Detention Center	USE/PERMIT MINOR AGE < 14 AS SUBJ OF SEX	1
24	Clark County Detention Center	USE/PERMIT MINOR AGE 14+ AS SUBJ OF SEX	4
24	Clark County Detention Center	VIOL DOM VIOLENCE EPO	13
24	Clark County Detention Center	VIOL DOM VIOLENCE TPO	26
24	Clark County Detention Center	VIOL MAJ COND OF SEX OFFENDER LIFETIME S	2
3	Douglas County Sheriff	DOMESTIC BATTERY	16
3	Douglas County Sheriff	FORCE SEX ASSAULT, RAPE	1
3	Douglas County Sheriff	THREATS/HARRASSMENT	1
3	Douglas County Sheriff	TPO VIOLATION	9
4	Elko County Sheriff	NONFRC SEX ASSAULT, STAT RAPE	1
4	Elko County Sheriff	PROTECTION ORDER VIOLATION	4
6	Eureka County Sheriff	BATTERY/DOMESTIC VIOLENCE	1
6	Eureka County Sheriff	DOM BATTERY, 2ND	4
6	Eureka County Sheriff	DOM BATTERY BY STRANGULATION	4
8	Humboldt County Sheriff	ACTS WHICH CONSTITUTE DOMESTIC VIOLENCE	4
8	Humboldt County Sheriff	AGGRAVATED STALKING	1
8	Humboldt County Sheriff	BATTERY/DOMESTIC VIOLENCE	3
8	Humboldt County Sheriff	DOM BATTERY, 1ST	1
8	Humboldt County Sheriff	SPOUSAL BATTERY	1
9	Lander County Sheriff	AGGRAVATED STALKING	3
9	Lander County Sheriff	DOM BATTERY, 1ST	2
11	Lyon County Sheriff	FORCE SEX ASSAULT, FONDLING	26
11	Lyon County Sheriff	FORCE SEX ASSAULT, RAPE	46
11	Lyon County Sheriff	NONFRC SEX ASSAULT, STAT RAPE	2
11	Lyon County Sheriff	PROTECTION ORDER VIOLATION	22
12	Mesquite Police Department	DOMESTIC BATTERY/SIMPLE	1
22	Nevada Department Of Corrections	AGGRAVATED STALKING	57
22	Nevada Department Of Corrections	AGGREGATE (SEX)	1

Agency ID	Agency Description	Charge Detail	Registration Count
22	Nevada Department Of Corrections	ATT BATT DOMESTIC VIOLENCE 3RD OFFENSE	1
22	Nevada Department Of Corrections	ATT CHILD ABUSE CAUSING SUBST HARM	1
22	Nevada Department Of Corrections	ATTEMPT BATTERY BY STRANGULATION	10
22	Nevada Department Of Corrections	ATT FAIL CHANGE ADDRESS/REGISTER SEX OFF	8
22	Nevada Department Of Corrections	ATT INCEST	1
22	Nevada Department Of Corrections	ATT LEWDNESS W/ A MINOR	333
22	Nevada Department Of Corrections	ATT LIVING FROM EARNING OF PROSTITUTE	6
22	Nevada Department Of Corrections	ATT POSS VS PRSNT DPCT SEX CND PRS U/16	6
22	Nevada Department Of Corrections	ATTPT BATTERY DOMESTIC VIO BY STRNGULTION	4
22	Nevada Department Of Corrections	ATT SEX ASSLT, VICT UND 16, SBH	7
22	Nevada Department Of Corrections	ATT SEXUAL ASSAULT	131
22	Nevada Department Of Corrections	ATT SEXUAL ASSAULT, SBH	21
22	Nevada Department Of Corrections	ATT SEXUAL ASSAULT, VICT UND 16	155
22	Nevada Department Of Corrections	ATT STATUTORY SEXUAL SEDUCTION	10
22	Nevada Department Of Corrections	ATT USE OF CHILD PRODUCING PORNOGRAPHY	13
22	Nevada Department Of Corrections	BATT BY STRANGULATION TO COMMT SEX ASSLT	3
22	Nevada Department Of Corrections	BATT DOMESTIC VIOLENCE W/ DEADLY WEAPON	32
22	Nevada Department Of Corrections	BATTERY BY STRANGULATION	52
22	Nevada Department Of Corrections	BATTERY/DOMESTIC VIOLENCE SBH	82
22	Nevada Department Of Corrections	BATTERY DOMESTIC VIOLENCE W/UDW & W/SBH	8
22	Nevada Department Of Corrections	BATTERY WITC SEX ASSAULT SUBST HARM	6
22	Nevada Department Of Corrections	BATT W/ INTENT TO COMMIT SEXUAL ASSAULT	17
22	Nevada Department Of Corrections	BATT WITC SEX ASSAULT VICT UND 16	8
22	Nevada Department Of Corrections	COERCION SEXUALLY MOTIVATED	76
22	Nevada Department Of Corrections	CONSPIRACY TO COMMIT SEXUAL ASSAULT	6
22	Nevada Department Of Corrections	DOMESTIC BATTERY 3RD OFF	132
22	Nevada Department Of Corrections	DOMESTIC BATTERY BY STRANGULATION	138
22	Nevada Department Of Corrections	ELDER ABUSE W/ SBH	11
22	Nevada Department Of Corrections	EXPLOITATION OLDER PERSON OVER \$5000	5
22	Nevada Department Of Corrections	FAIL TO CHANGE ADDRESS/SEX OFFENDER	45
22	Nevada Department Of Corrections	FAIL TO REGISTER/SEX OFFENDER	15
22	Nevada Department Of Corrections	INCEST	6
22	Nevada Department Of Corrections	KIDNAPPING 1 WITH SEXUAL ASSAULT	1
22	Nevada Department Of Corrections	LEWDNESS W/ A MINOR	791
22	Nevada Department Of Corrections	PANDERING	41
22	Nevada Department Of Corrections	PANDERING OF CHILD	6
22	Nevada Department Of Corrections	PANDERING W/ VIOLENCE	13
22	Nevada Department Of Corrections	PLACING PERSON IN HOUSE OF PROSTITUTION	4
22	Nevada Department Of Corrections	PROMOTION OF SEXUAL PERFORMANCE BY MINOR	7
22	Nevada Department Of Corrections	SEX ASSAULT VICT UND 16 SUBST HARM	3
22	Nevada Department Of Corrections	SEX OFF/FAIL TO COMPLETE ANNUAL VERIF	2
22	Nevada Department Of Corrections	SEXUAL ABUSE OF CHILD	7
22	Nevada Department Of Corrections	SEXUAL ASSAULT	518
22	Nevada Department Of Corrections	SEXUAL ASSAULT, SBH	9
22	Nevada Department Of Corrections	SEXUAL ASSAULT, UDW	4
22	Nevada Department Of Corrections	SEXUAL ASSAULT VICT UNDER 16	435
22	Nevada Department Of Corrections	SEXUAL ASSAULT; VICT UNDER 16	2
22	Nevada Department Of Corrections	SEXUAL CONDUCT BY SCHOOL EMPLY/TEACHER	11
22	Nevada Department Of Corrections	SEXUAL PENETRATION OF DEAD BODY	1
22	Nevada Department Of Corrections	STATUTORY SEXUAL SEDUCTION	106
22	Nevada Department Of Corrections	TRANSPORTING PROSTITUTE W/VIO	2
22	Nevada Department Of Corrections	UNLWFUL POSS OF SCANNING DVC OR RE-ENCDR	2
22	Nevada Department Of Corrections	USE OF MINOR IN PRODUCING PORNOGRAPHY	110

Agency ID	Agency Description	Charge Detail	Registration Count
22	Nevada Department Of Corrections	VICTIM OVER 65 ENHANCEMENT	94
22	Nevada Department Of Corrections	VIOLATING AN EXTENDED PROTECTION ORDER	22
22	Nevada Department Of Corrections	VOLUNTARY SEX W/ A PRISONER	3
14	Nye County Sheriff	PROTECTION ORDER VIOLATION	10
15	Pershing County Sheriff	DOMESTIC BATTERY-1ST OFFENSE	3
15	Pershing County Sheriff	DOMESTIC BATTERY-2ND OFFENSE	4
16	Storey County Sheriff	BATTERY (DOMESTIC VIOLENCE) (SCC 9.04.01	1
17	Washoe County Sheriff	ABUSE OLD/VULN PERS, W/DOSBMH	1
17	Washoe County Sheriff	AGGR STALKING	10
17	Washoe County Sheriff	ASSAULT ON PROTECTED PERS	1
17	Washoe County Sheriff	ASSAULT ON PROTECTED PERS, W/DW	3
17	Washoe County Sheriff	ATT DOM BATTERY, 3+	5
17	Washoe County Sheriff	ATTEMPTED DOMESTIC BATTERY BY STRANGULATION	1
17	Washoe County Sheriff	ATT EXPLOIT OLD/VULN PERS, \$5K+	1
17	Washoe County Sheriff	ATT LEWDNESS, CHILD UNDER AGE 14, 1ST	2
17	Washoe County Sheriff	ATT VIOLATE DOM VIOLENCE EPO	3
17	Washoe County Sheriff	BATTERY BY STRANGULATION	12
17	Washoe County Sheriff	BATTERY ON PROTECTED PERS	42
17	Washoe County Sheriff	BATTERY ON PROTECTED PERS, E/VOP	2
17	Washoe County Sheriff	BATTERY ON PROTECTED PERS, R/SBH	5
17	Washoe County Sheriff	BATTERY TO COMMIT SEX ASSLT, VICTIM < 16	3
17	Washoe County Sheriff	BATTERY TO COMMIT SEX ASSLT, VICTIM 16+	16
17	Washoe County Sheriff	COERC W/FORCE OR THREAT OF FORCE	7
17	Washoe County Sheriff	COERC W/FORCE OR THREAT OF FORCE, E/SEX	4
17	Washoe County Sheriff	DOM BATTERY, 1ST	393
17	Washoe County Sheriff	DOM BATTERY, (1ST)	5
17	Washoe County Sheriff	DOM BATTERY, 1ST, E/VOP	22
17	Washoe County Sheriff	DOM BATTERY, 2ND	63
17	Washoe County Sheriff	DOM BATTERY, 3+	30
17	Washoe County Sheriff	DOM BATTERY, 3+, E/VOP	8
17	Washoe County Sheriff	DOM BATTERY BY STRANGULATION	77
17	Washoe County Sheriff	DOM BATTERY BY STRANGULATION, E/VOP	8
17	Washoe County Sheriff	DOMESTIC BATTERY E/DW, R/SBH	4
17	Washoe County Sheriff	DOMESTIC BATTERY WITH SUBSTANTIAL BODILY HARM	31
17	Washoe County Sheriff	DOMESTIC BATTERY WITH USE OF A DEADLY WEAPON	12
17	Washoe County Sheriff	EXPLOIT OLD/VULN PERS, \$5K+	2
17	Washoe County Sheriff	LEWDNESS W/CHILD UNDER 14,1ST	30
17	Washoe County Sheriff	POSS VISUAL PORN OF PERS < 16, (1ST)	5
17	Washoe County Sheriff	POSS VISUAL PORN OF PERS < 16, (2+)	4
17	Washoe County Sheriff	PROMO SEX PERFORMANCE OF MINOR, < 14	4
17	Washoe County Sheriff	PROMO SEX PERFORMANCE OF MINOR, 14+	2
17	Washoe County Sheriff	SEX ASSLT	30
17	Washoe County Sheriff	SEX ASSLT AGAINST CHILD < 14	29
17	Washoe County Sheriff	SEX ASSLT AGAINST CHILD < 16	5
17	Washoe County Sheriff	SEX TRAFFICKING OF ADULT	4
17	Washoe County Sheriff	SEX TRAFFICKING OF CHILD UNDER 18	3
17	Washoe County Sheriff	STALKING, (1ST)	23
17	Washoe County Sheriff	STALKING, USE I-NET/ELEC COMM	1
17	Washoe County Sheriff	STATUTORY SEX SEDUCTION BY PERS < 21	1
17	Washoe County Sheriff	USE/PERMIT MINOR, < 14, TO PROD PORN	8
17	Washoe County Sheriff	VIOL STALKING/HARASSMENT EPO	3
17	Washoe County Sheriff	VIOL STALKING/HARASSMENT TPO	5
18	White Pine County Sheriff	KIDNAP 1ST DEG(SEXULLY MOTIV)EXC	3

Agency ID	Agency Description	Charge Detail	Registration Count
18	White Pine County Sheriff	NRS 200.366 SEXUAL ASSAULT	5
18	White Pine County Sheriff	NRS 200.4812B DOMESTIC BATTERY W SUBSTAN	2
18	White Pine County Sheriff	NRS 200.4812 DOMESTIC BATTERY # 1	12
18	White Pine County Sheriff	NRS 200.4812 DOMESTIC BATTERY # 3	17
18	White Pine County Sheriff	NRS 200.481 DOMESTIC BATTERY # 2	4
18	White Pine County Sheriff	NRS 200.485.2 DOMESTIC BATTERY BY STRAN	5
18	White Pine County Sheriff	NRS 200.4852 DOMESTIC BATTERY W/STRANGUL	3
18	White Pine County Sheriff	NRS 200.485 BATTERY/DOMESTIC VIOLENCE	7
18	White Pine County Sheriff	NRS 33.018 ACTS OF DOMESTIC VIOLENCE	31
18	White Pine County Sheriff	STALKING 1ST OFFENSE	2
			6880

Statewide Nevada Summary

Month:

Sep-17

Registrations on Offenders with VAWA Charges	7314
Total Active Registrations for the State of Nevada	13726
Percentage of Statewide Program	53%

Detail

Registration Summary by Agency

Agency ID	Agency Description	Charge Detail	Registration Count
2	Churchill County Sheriff	DOMESTIC BATTERY/SIMPLE	35
2	Churchill County Sheriff	FORCE SEX ASLT/RAPE	2
2	Churchill County Sheriff	RESTRAINING ORDER VIOLATION	11
2	Churchill County Sheriff	STALKING	1
24	Clark County Detention Center	ATTEMPTED BATTERY BY STRANGULATION	5
24	Clark County Detention Center	ATTEMPTED DOMESTIC BATTERY BY STRANGULAT	4
24	Clark County Detention Center	ATTEMPT SEX TRAFFICKING OF ADULT	3
24	Clark County Detention Center	ATTEMPT SEX TRAFFICKING OF CHILD	1
24	Clark County Detention Center	ATT FTO SEX OFFENDER REG LAWS/REGS, (1ST	2
24	Clark County Detention Center	ATT SEX ASSAULT	34
24	Clark County Detention Center	ATT SEX ASSAULT AGAINST CHILD < 16	8
24	Clark County Detention Center	ATT SEX ASSAULT AGAINST CHILD UNDER 14	32
24	Clark County Detention Center	ATT SEX ASSAULT, E/DW	1
24	Clark County Detention Center	ATT VIOL STALKING/HARASSMENT EPO	12
24	Clark County Detention Center	BATTERY BY STRANGULATION	34
24	Clark County Detention Center	BATTERY BY STRANGULATION TO COMMIT SEXUA	15
24	Clark County Detention Center	BATTERY/DOMESTIC VIOLENCE	47
24	Clark County Detention Center	BATTERY DOMESTIC VIOLENCE 2ND	7
24	Clark County Detention Center	BATTERY TO COMMIT SEX ASSAULT, R/SBH	18
24	Clark County Detention Center	BATTERY TO COMMIT SEX ASSAULT, VICTIM <	1
24	Clark County Detention Center	BATTERY TO COMMIT SEX ASSAULT, VICTIM 16	39
24	Clark County Detention Center	BATT W/INTENT COMMIT SEX ASSLT VICTIM UN	6
24	Clark County Detention Center	BURGLARY, (1ST), E/SEX	4
24	Clark County Detention Center	CHILD SEX ABUSE/EXPLOIT, W/SBMH, CHILD <	50
24	Clark County Detention Center	COERC W/FORCE OR THREAT OF FORCE, E/SEX	35
24	Clark County Detention Center	CONSPIRACY DOMESTIC BATTERY	2
24	Clark County Detention Center	CONSPIRE TO COMMIT SEX TRAFFICKING	2
24	Clark County Detention Center	CONSP SEX ASSAULT	12
24	Clark County Detention Center	CONSP VIOLATE MAJOR CONDITION OF SEX OFF	6
24	Clark County Detention Center	DOM BATTERY BY STRANGULATION	199
24	Clark County Detention Center	DOMESTIC BATTERY E/DW R/SBH	60
24	Clark County Detention Center	DOMESTIC BATTERY WITH USE OF A DEADLY WE	82
24	Clark County Detention Center	DOMESTIC BATTERY W/SBH	136
24	Clark County Detention Center	FTO SEX OFFENDER REG LAWS/REGS. (1ST)	15
24	Clark County Detention Center	INCEST	51
24	Clark County Detention Center	KIDNAPPING, 1ST DEGREE, E/SEX	4

Agency ID	Agency Description	Charge Detail	Registration Count
24	Clark County Detention Center	LURE CHILD/MNT-ILL PERS TO ENGAGE IN SEX	3
24	Clark County Detention Center	MURDER, 1ST DEGREE, SEX ASSAULT/ABUSE CH	1
24	Clark County Detention Center	PANDERING	5
24	Clark County Detention Center	PREP/ADV/DISTR PORN W/MINOR	1
24	Clark County Detention Center	PROMO SEX PERFORMANCE OF MINOR, < 14	5
24	Clark County Detention Center	SEX ACT, ADULT SCHOOL EMP/VOL W/PUPIL, 1	26
24	Clark County Detention Center	SEX ASSAULT	287
24	Clark County Detention Center	SEX ASSAULT AGAINST CHILD < 14	427
24	Clark County Detention Center	SEX ASSAULT AGAINST CHILD < 16	215
24	Clark County Detention Center	SEX ASSAULT AGAINST CHILD < 16, E/DW	2
24	Clark County Detention Center	SEX ASSAULT AGAINST CHILD < 16, R/SBH, E	20
24	Clark County Detention Center	SEX ASSAULT, E/DW	46
24	Clark County Detention Center	SEX ASSAULT, E/DW,VOP	3
24	Clark County Detention Center	SEX ASSAULT, E/VOP	3
24	Clark County Detention Center	SEX ASSAULT, R/SBH	11
24	Clark County Detention Center	SEX ASSAULT, R/SBH, E/DW	9
24	Clark County Detention Center	SEX ASSAULT, R/SBH, E/VOP	6
24	Clark County Detention Center	SEX TRAFFICKING OF ADULT	15
24	Clark County Detention Center	SEX TRAFFICKING OF ADULT E/DW	1
24	Clark County Detention Center	SEX TRAFFICKING OF CHILD UNDER 16	1
24	Clark County Detention Center	SEX TRAFFICKING OF CHILD UNDER 18	7
24	Clark County Detention Center	SEXUAL ASSAULT -VICTIM UNDER 14	14
24	Clark County Detention Center	SEXUAL ASSAULT VICTIM UNDER 16	12
24	Clark County Detention Center	STATUTORY SEX SEDUCTION BY PERS < 21	5
24	Clark County Detention Center	STATUTORY SEX SEDUCTION BY PERS, 21+	39
24	Clark County Detention Center	STATUTORY SEXUAL SEDUCTION	18
24	Clark County Detention Center	USE INTERNET FOR SEX CONDUCT OF PERS < 1	2
24	Clark County Detention Center	USE/PERMIT MINOR AGE < 14 AS SUBJ OF SEX	1
24	Clark County Detention Center	USE/PERMIT MINOR AGE 14+ AS SUBJ OF SEX	4
24	Clark County Detention Center	VIOL DOM VIOLENCE EPO	13
24	Clark County Detention Center	VIOL DOM VIOLENCE TPO	32
24	Clark County Detention Center	VIOL MAJ COND OF SEX OFFENDER LIFETIME S	3
3	Douglas County Sheriff	DOMESTIC BATTERY	19
3	Douglas County Sheriff	FORCE SEX ASSAULT, RAPE	1
3	Douglas County Sheriff	SEXUAL ASSAULT VICTIM UNDER 16	15
3	Douglas County Sheriff	THREATS/HARRASSMENT	1
33	Douglas County Sheriff	TPO VIOLATION	10
4	Elko County Sheriff	NONFRC SEX ASSAULT, STAT RAPE	1
4	Elko County Sheriff	PROTECTION ORDER VIOLATION	4
6	Eureka County Sheriff	BATTERY/DOMESTIC VIOLENCE	1
6	Eureka County Sheriff	DOM BATTERY, 2ND	7
6	Eureka County Sheriff	DOM BATTERY BY STRANGULATION	7
8	Humboldt County Sheriff	ACTS WHICH CONSTITUTE DOMESTIC VIOLENCE	4
8	Humboldt County Sheriff	AGGRAVATED STALKING	2
8	Humboldt County Sheriff	BATTERY/DOMESTIC VIOLENCE	3
8	Humboldt County Sheriff	DOM BATTERY, 1ST	1
8	Humboldt County Sheriff	SPOUSAL BATTERY	1
9	Lander County Sheriff	AGGRAVATED STALKING	3
9	Lander County Sheriff	DOM BATTERY, 1ST	2
11	Lyon County Sheriff	FORCE SEX ASSAULT, FONDLING	26
11	Lyon County Sheriff	FORCE SEX ASSAULT, RAPE	46
11	Lyon County Sheriff	NONFRC SEX ASSAULT, STAT RAPE	2
11	Lyon County Sheriff	PROTECTION ORDER VIOLATION	22

Agency ID	Agency Description	Charge Detail	Registration Count
12	Mesquite Police Department	DOMESTIC BATTERY/SIMPLE	1
22	Nevada Department Of Corrections	AGGRAVATED STALKING	62
22	Nevada Department Of Corrections	AGGREGATE (SEX)	1
22	Nevada Department Of Corrections	ATT BATT DOMESTIC VIOLENCE 3RD OFFENSE	1
22	Nevada Department Of Corrections	ATT CHILD ABUSE CAUSING SUBST HARM	1
22	Nevada Department Of Corrections	ATTEMPT BATTERY BY STRANGULATION	10
22	Nevada Department Of Corrections	ATT FAIL CHANGE ADDRESS/REGISTER SEX OFF	8
22	Nevada Department Of Corrections	ATT INCEST	1
22	Nevada Department Of Corrections	ATT LEWDNESS W/ A MINOR	341
22	Nevada Department Of Corrections	ATT LIVING FROM EARNING OF PROSTITUTE	9
22	Nevada Department Of Corrections	ATT POSS VS PRSNT DPCT SEX CND PRS U/16	6
22	Nevada Department Of Corrections	ATTPT BATTERY DOMESTIC VIO BY STRNGULTION	4
22	Nevada Department Of Corrections	ATT SEX ASSLT, VICT UND 16, SBH	7
22	Nevada Department Of Corrections	ATT SEXUAL ASSAULT	132
22	Nevada Department Of Corrections	ATT SEXUAL ASSAULT, SBH	23
22	Nevada Department Of Corrections	ATT SEXUAL ASSAULT, VICT UND 16	158
22	Nevada Department Of Corrections	ATT STATUTORY SEXUAL SEDUCTION	11
22	Nevada Department Of Corrections	ATT USE OF CHILD PRODUCING PORNOGRAPHY	13
22	Nevada Department Of Corrections	BATT BY STRANGULATION TO COMMT SEX ASSLT	3
22	Nevada Department Of Corrections	BATT DOMESTIC VIOLENCE W/ DEADLY WEAPON	33
22	Nevada Department Of Corrections	BATTERY BY STRANGULATION	59
22	Nevada Department Of Corrections	BATTERY/DOMESTIC VIOLENCE SBH	99
22	Nevada Department Of Corrections	BATTERY DOMESTIC VIOLENCE W/UDW & W/SBH	10
22	Nevada Department Of Corrections	BATTERY WITC SEX ASSAULT SUBST HARM	7
22	Nevada Department Of Corrections	BATT W/ INTENT TO COMMIT SEXUAL ASSAULT	17
22	Nevada Department Of Corrections	BATT WITC SEX ASSAULT VICT UND 16	8
22	Nevada Department Of Corrections	COERCION SEXUALLY MOTIVATED	81
22	Nevada Department Of Corrections	CONSPIRACY TO COMMIT SEXUAL ASSAULT	6
22	Nevada Department Of Corrections	DOMESTIC BATTERY 3RD OFF	140
22	Nevada Department Of Corrections	DOMESTIC BATTERY BY STRANGULATION	148
22	Nevada Department Of Corrections	ELDER ABUSE W/ SBH	11
22	Nevada Department Of Corrections	EXPLOITATION OLDER PERSON OVER \$5000	5
22	Nevada Department Of Corrections	FAIL TO CHANGE ADDRESS/SEX OFFENDER	55
22	Nevada Department Of Corrections	FAIL TO REGISTER/SEX OFFENDER	19
22	Nevada Department Of Corrections	INCEST	6
22	Nevada Department Of Corrections	KIDNAPPING 1 WITH SEXUAL ASSAULT	1
22	Nevada Department Of Corrections	LEWDNESS W/ A MINOR	797
22	Nevada Department Of Corrections	PANDERING	44
22	Nevada Department Of Corrections	PANDERING OF CHILD	7
22	Nevada Department Of Corrections	PANDERING W/ VIOLENCE	13
22	Nevada Department Of Corrections	PLACING PERSON IN HOUSE OF PROSTITUTION	4
22	Nevada Department Of Corrections	PROMOTION OF SEXUAL PERFORMANCE BY MINOR	7
22	Nevada Department Of Corrections	SEX ASSAULT VICT UND 16 SUBST HARM	3
22	Nevada Department Of Corrections	SEX OFF/FAIL TO COMPLETE ANNUAL VERIF	2
22	Nevada Department Of Corrections	SEXUAL ABUSE OF CHILD	7
22	Nevada Department Of Corrections	SEXUAL ASSAULT	535
22	Nevada Department Of Corrections	SEXUAL ASSAULT, SBH	9
22	Nevada Department Of Corrections	SEXUAL ASSAULT, UDW	6
22	Nevada Department Of Corrections	SEXUAL ASSAULT VICT UNDER 16	439
22	Nevada Department Of Corrections	SEXUAL ASSAULT; VICT UNDER 16	2
22	Nevada Department Of Corrections	SEXUAL CONDUCT BY SCHOOL EMPLOY/TEACHER	11
22	Nevada Department Of Corrections	SEXUAL PENETRATION OF DEAD BODY	1
22	Nevada Department Of Corrections	STATUTORY SEXUAL SEDUCTION	118

Agency ID	Agency Description	Charge Detail	Registration Count
22	Nevada Department Of Corrections	TRANSPORTING PROSTITUTE W/VIO	2
22	Nevada Department Of Corrections	UNLWFUL POSS OF SCANNING DVC OR RE-ENCDR	2
22	Nevada Department Of Corrections	USE OF MINOR IN PRODUCING PORNOGRAPHY	111
22	Nevada Department Of Corrections	VICTIM OVER 65 ENHANCEMENT	102
22	Nevada Department Of Corrections	VIOLATING AN EXTENDED PROTECTION ORDER	22
22	Nevada Department Of Corrections	VOLUNTARY SEX W/ A PRISONER	2
14	Nye County Sheriff	PROTECTION ORDER VIOLATION	11
15	Pershing County Sheriff	DOMESTIC BATTERY-1ST OFFENSE	3
15	Pershing County Sheriff	DOMESTIC BATTERY-2ND OFFENSE	4
15	Pershing County Sheriff	SEXUAL ASSAULT W/NO SUBSTANTIAL BODILY H	2
16	Storey County Sheriff	BATTERY (DOMESTIC VIOLENCE) (SCC 9.04.01	1
17	Washoe County Sheriff	AGGR STALKING	15
17	Washoe County Sheriff	ASSAULT ON PROTECTED PERS	1
17	Washoe County Sheriff	ASSAULT ON PROTECTED PERS, W/DW	3
17	Washoe County Sheriff	ATT DOM BATTERY, 3+	4
17	Washoe County Sheriff	ATTEMPTED DOMESTIC BATTERY BY STRANGULATION	1
17	Washoe County Sheriff	ATT LEWDNESS, CHILD UNDER AGE 14, 1ST	2
17	Washoe County Sheriff	ATT VIOLATE DOM VIOLENCE EPO	7
17	Washoe County Sheriff	BATTERY BY STRANGULATION	12
17	Washoe County Sheriff	BATTERY ON PROTECTED PERS	51
17	Washoe County Sheriff	BATTERY ON PROTECTED PERS, E/VOP	2
17	Washoe County Sheriff	BATTERY ON PROTECTED PERS, R/SBH	7
17	Washoe County Sheriff	BATTERY TO COMMIT SEX ASSLT, VICTIM < 16	3
17	Washoe County Sheriff	BATTERY TO COMMIT SEX ASSLT, VICTIM 16+	16
17	Washoe County Sheriff	COERC W/FORCE OR THREAT OF FORCE	7
17	Washoe County Sheriff	COERC W/FORCE OR THREAT OF FORCE, E/SEX	4
17	Washoe County Sheriff	DOM BATTERY, 1ST	460
17	Washoe County Sheriff	DOM BATTERY, (1ST)	9
17	Washoe County Sheriff	DOM BATTERY, 1ST, E/VOP	28
17	Washoe County Sheriff	DOM BATTERY, 2ND	78
17	Washoe County Sheriff	DOM BATTERY, 3+	39
17	Washoe County Sheriff	DOM BATTERY, 3+, E/VOP	7
17	Washoe County Sheriff	DOM BATTERY BY STRANGULATION	82
17	Washoe County Sheriff	DOM BATTERY BY STRANGULATION, E/VOP	8
17	Washoe County Sheriff	DOMESTIC BATTERY E/DW, R/SBH	5
17	Washoe County Sheriff	DOMESTIC BATTERY WITH SUBSTANITAL BODILY HARM	32
17	Washoe County Sheriff	DOMESTIC BATTERY WITH USE OF A DEADLY WEAPON	13
17	Washoe County Sheriff	EXPLOIT OLD/VULN PERS, \$5K+	1
17	Washoe County Sheriff	LEWDNESS W/CHILD UNDER 14,1ST	32
17	Washoe County Sheriff	POSS VISUAL PORN OF PERS < 16, (1ST)	5
17	Washoe County Sheriff	POSS VISUAL PORN OF PERS < 16, (2+)	4
17	Washoe County Sheriff	PROMO SEX PERFORMANCE OF MINOR, < 14	4
17	Washoe County Sheriff	PROMO SEX PERFORMANCE OF MINOR, 14+	2
17	Washoe County Sheriff	SEX ASSLT	33
17	Washoe County Sheriff	SEX ASSLT AGAINST CHILD < 14	29
17	Washoe County Sheriff	SEX ASSLT AGAINST CHILD < 16	6
17	Washoe County Sheriff	SEX TRAFFICKING OF ADULT	4
17	Washoe County Sheriff	SEX TRAFFICKING OF CHILD UNDER 18	3
17	Washoe County Sheriff	STALKING, (1ST)	26
17	Washoe County Sheriff	STALKING, USE I-NET/ELEC COMM	1
17	Washoe County Sheriff	STATUTORY SEX SEDUCTION BY PERS < 21	1
17	Washoe County Sheriff	USE/PERMIT MINOR, < 14, TO PROD PORN	8
17	Washoe County Sheriff	VIOL STALKING/HARASSMENT EPO	6

Agency ID	Agency Description	Charge Detail	Registration Count
17	Washoe County Sheriff	VIOL STALKING/HARASSMENT TPO	7
18	White Pine County Sheriff	KIDNAP 1ST DEG(SEXULLY MOTIV)EXC	3
18	White Pine County Sheriff	NRS 200.366 SEXUAL ASSAULT	5
18	White Pine County Sheriff	NRS 200.4812B DOMESTIC BATTERY W SUBSTAN	2
18	White Pine County Sheriff	NRS 200.4812 DOMESTIC BATTERY # 1	12
18	White Pine County Sheriff	NRS 200.4812 DOMESTIC BATTERY # 3	18
18	White Pine County Sheriff	NRS 200.481 DOMESTIC BATTERY # 2	4
18	White Pine County Sheriff	NRS 200.485.2 DOMESTIC BATTERY BY STRAN	5
18	White Pine County Sheriff	NRS 200.4852 DOMESTIC BATTERY W/STRANGUL	3
18	White Pine County Sheriff	NRS 200.485 BATTERY/DOMESTIC VIOLENCE	7
18	White Pine County Sheriff	NRS 33.018 ACTS OF DOMESTIC VIOLENCE	31
18	White Pine County Sheriff	STALKING 1ST OFFENSE	1
			7314

Statewide Nevada Summary

Month:

Oct-17

Registrations on Offenders with VAWA Charges	7978
Total Active Registrations for the State of Nevada	13754
Percentage of Statewide Program	58%

Detail

Registration Summary by Agency

Agency ID	Agency Description	Charge Detail	Registration Count
2	Churchill County Sheriff	DOMESTIC BATTERY/SIMPLE	40
2	Churchill County Sheriff	FORCE SEX ASLT/RAPE	2
2	Churchill County Sheriff	RESTRAINING ORDER VIOLATION	11
2	Churchill County Sheriff	STALKING	1
24	Clark County Detention Center	ADV/SOLICIT TO PROMO DISTR IMIT C/S (1ST	3
24	Clark County Detention Center	ATTEMPTED BATTERY BY STRANGULATION	5
24	Clark County Detention Center	ATTEMPTED DOMESTIC BATTERY BY STRANGULAT	4
24	Clark County Detention Center	ATTEMPT SEX TRAFFICKING OF ADULT	3
24	Clark County Detention Center	ATTEMPT SEX TRAFFICKING OF CHILD	1
24	Clark County Detention Center	ATT FTO SEX OFFENDER REG LAWS/REGS, (1ST	2
24	Clark County Detention Center	ATT SEX ASSAULT	35
24	Clark County Detention Center	ATT SEX ASSAULT AGAINST CHILD < 16	8
24	Clark County Detention Center	ATT SEX ASSAULT AGAINST CHILD UNDER 14	40
24	Clark County Detention Center	ATT SEX ASSAULT, E/DW	1
24	Clark County Detention Center	ATT VIOL STALKING/HARASSMENT EPO	12
24	Clark County Detention Center	BATTERY BY STRANGULATION	35
24	Clark County Detention Center	BATTERY BY STRANGULATION TO COMMIT SEXUA	15
24	Clark County Detention Center	BATTERY/DOMESTIC VIOLENCE	51
24	Clark County Detention Center	BATTERY DOMESTIC VIOLENCE 2ND	10
24	Clark County Detention Center	BATTERY TO COMMIT SEX ASSAULT, R/SBH	18
24	Clark County Detention Center	BATTERY TO COMMIT SEX ASSAULT, VICTIM <	1
24	Clark County Detention Center	BATTERY TO COMMIT SEX ASSAULT, VICTIM 16	49
24	Clark County Detention Center	BATT W/INTENT COMMIT SEX ASSLT VICTIM UN	6
24	Clark County Detention Center	BURGLARY, (1ST), E/SEX	4
24	Clark County Detention Center	CHILD SEX ABUSE/EXPLOIT, W/SBMH, CHILD <	112
24	Clark County Detention Center	COERC W/FORCE OR THREAT OF FORCE, E/SEX	41
24	Clark County Detention Center	CONSPIRACY DOMESTIC BATTERY	2
24	Clark County Detention Center	CONSPIRE TO COMMIT SEX TRAFFICKING	2
24	Clark County Detention Center	CONSP SEX ASSAULT	12
24	Clark County Detention Center	CONSP VIOLATE MAJOR CONDITION OF SEX OFF	6
24	Clark County Detention Center	DOM BATTERY BY STRANGULATION	229
24	Clark County Detention Center	DOMESTIC BATTERY E/DW R/SBH	62
24	Clark County Detention Center	DOMESTIC BATTERY WITH USE OF A DEADLY WE	94
24	Clark County Detention Center	DOMESTIC BATTERY W/SBH	145
24	Clark County Detention Center	FTO SEX OFFENDER REG LAWS/REGS. (1ST)	19
24	Clark County Detention Center	INCEST	63
24	Clark County Detention Center	KIDNAPPING, 1ST DEGREE, E/SEX	4
24	Clark County Detention Center	LURE CHILD/MNT-ILL PERS TO ENGAGE IN SEX	4
24	Clark County Detention Center	MURDER, 1ST DEGREE, SEX ASSAULT/ABUSE CH	1
24	Clark County Detention Center	PANDERING	5

Agency ID	Agency Description	Charge Detail	Registration Count
24	Clark County Detention Center	PREP/ADV/DISTR PORN W/MINOR	1
24	Clark County Detention Center	PROMO SEX PERFORMANCE OF MINOR, < 14	5
24	Clark County Detention Center	SEX ACT, ADULT SCHOOL EMP/VOL W/PUPIL, 1	26
24	Clark County Detention Center	SEX ASSAULT	356
24	Clark County Detention Center	SEX ASSAULT AGAINST CHILD < 14	542
24	Clark County Detention Center	SEX ASSAULT AGAINST CHILD < 16	255
24	Clark County Detention Center	SEX ASSAULT AGAINST CHILD < 16, E/DW	2
24	Clark County Detention Center	SEX ASSAULT AGAINST CHILD < 16, R/SBH, E	20
24	Clark County Detention Center	SEX ASSAULT, E/DW	47
24	Clark County Detention Center	SEX ASSAULT, E/DW,VOP	3
24	Clark County Detention Center	SEX ASSAULT, E/VOP	3
24	Clark County Detention Center	SEX ASSAULT, R/SBH	11
24	Clark County Detention Center	SEX ASSAULT, R/SBH, E/DW	9
24	Clark County Detention Center	SEX ASSAULT, R/SBH, E/VOP	6
24	Clark County Detention Center	SEX TRAFFICKING OF ADULT	16
24	Clark County Detention Center	SEX TRAFFICKING OF ADULT E/DW	1
24	Clark County Detention Center	SEX TRAFFICKING OF CHILD UNDER 16	1
24	Clark County Detention Center	SEX TRAFFICKING OF CHILD UNDER 18	8
24	Clark County Detention Center	SEXUAL ASSAULT -VICTIM UNDER 14	14
24	Clark County Detention Center	SEXUAL ASSAULT VICTIM UNDER 16	12
24	Clark County Detention Center	STATUTORY SEX SEDUCTION BY PERS < 21	5
24	Clark County Detention Center	STATUTORY SEX SEDUCTION BY PERS, 21+	39
24	Clark County Detention Center	STATUTORY SEXUAL SEDUCTION	18
24	Clark County Detention Center	USE INTERNET FOR SEX CONDUCT OF PERS < 1	2
24	Clark County Detention Center	USE/PERMIT MINOR AGE < 14 AS SUBJ OF SEX	1
24	Clark County Detention Center	USE/PERMIT MINOR AGE 14+ AS SUBJ OF SEX	4
24	Clark County Detention Center	VIOL DOM VIOLENCE EPO	16
24	Clark County Detention Center	VIOL DOM VIOLENCE TPO	40
24	Clark County Detention Center	VIOL MAJ COND OF SEX OFFENDER LIFETIME S	3
3	Douglas County Sheriff	DOMESTIC BATTERY	16
3	Douglas County Sheriff	FORCE SEX ASSAULT, RAPE	1
3	Douglas County Sheriff	SEXUAL ASSAULT VICTIM UNDER 16	15
3	Douglas County Sheriff	THREATS/HARRASSMENT	1
3	Douglas County Sheriff	TPO VIOLATION	10
4	Elko County Sheriff	NONFRC SEX ASSAULT, STAT RAPE	1
4	Elko County Sheriff	PROTECTION ORDER VIOLATION	5
6	Eureka County Sheriff	BATTERY/DOMESTIC VIOLENCE	1
6	Eureka County Sheriff	DOM BATTERY, 2ND	7
6	Eureka County Sheriff	DOM BATTERY BY STRANGULATION	7
8	Humboldt County Sheriff	ACTS WHICH CONSTITUTE DOMESTIC VIOLENCE	9
8	Humboldt County Sheriff	AGGRAVATED STALKING	2
8	Humboldt County Sheriff	BATTERY/DOMESTIC VIOLENCE	7
8	Humboldt County Sheriff	BATTERY DOMESTIC VIOLENCE 2 PRIORS IN 7 YEARS	1
8	Humboldt County Sheriff	DOM BATTERY, 1ST	1
8	Humboldt County Sheriff	SPOUSAL BATTERY	1
9	Lander County Sheriff	AGGRAVATED STALKING	3
9	Lander County Sheriff	DOM BATTERY, 1ST	4
11	Lyon County Sheriff	FORCE SEX ASSAULT, FONDLING	26
11	Lyon County Sheriff	FORCE SEX ASSAULT, RAPE	47
11	Lyon County Sheriff	NONFRC SEX ASSAULT, STAT RAPE	2
11	Lyon County Sheriff	PROTECTION ORDER VIOLATION	22
121	Mesquite Police Department	DOMESTIC BATTERY/SIMPLE	1
22	Nevada Department Of Corrections	AGGRAVATED STALKING	64
22	Nevada Department Of Corrections	AGGREGATE (SEX)	1
22	Nevada Department Of Corrections	ATT BATT DOMESTIC VIOLENCE 3RD OFFENSE	1
22	Nevada Department Of Corrections	ATT CHILD ABUSE CAUSING SUBST HARM	1
22	Nevada Department Of Corrections	ATTEMPT BATTERY BY STRANGULATION	10

Agency ID	Agency Description	Charge Detail	Registration Count
22	Nevada Department Of Corrections	ATT FAIL CHANGE ADDRESS/REGISTER SEX OFF	11
22	Nevada Department Of Corrections	ATT INCEST	1
22	Nevada Department Of Corrections	ATT LEWDNESS W/ A MINOR	361
22	Nevada Department Of Corrections	ATT LIVING FROM EARNING OF PROSTITUTE	9
22	Nevada Department Of Corrections	ATT POSS VS PRSNT DPCT SEX CND PRS U/16	6
22	Nevada Department Of Corrections	ATTPT BATTERY DOMESTIC VIO BY STRNGULTION	4
22	Nevada Department Of Corrections	ATT SEX ASSLT, VICT UND 16, SBH	8
22	Nevada Department Of Corrections	ATT SEXUAL ASSAULT	137
22	Nevada Department Of Corrections	ATT SEXUAL ASSAULT, SBH	23
22	Nevada Department Of Corrections	ATT SEXUAL ASSAULT, VICT UND 16	172
22	Nevada Department Of Corrections	ATT STATUTORY SEXUAL SEDUCTION	11
22	Nevada Department Of Corrections	ATT USE OF CHILD PRODUCING PORNOGRAPHY	13
22	Nevada Department Of Corrections	BATT BY STRANGULATION TO COMMT SEX ASSLT	3
22	Nevada Department Of Corrections	BATT DOMESTIC VIOLENCE W/ DEADLY WEAPON	38
22	Nevada Department Of Corrections	BATTERY BY STRANGULATION	66
22	Nevada Department Of Corrections	BATTERY/DOMESTIC VIOLENCE SBH	108
22	Nevada Department Of Corrections	BATTERY DOMESTIC VIOLENCE W/UDW & W/SBH	13
22	Nevada Department Of Corrections	BATTERY WITC SEX ASSAULT SUBST HARM	7
22	Nevada Department Of Corrections	BATT W/ INTENT TO COMMIT SEXUAL ASSAULT	17
22	Nevada Department Of Corrections	BATT WITC SEX ASSAULT VICT UND 16	8
22	Nevada Department Of Corrections	COERCION SEXUALLY MOTIVATED	84
22	Nevada Department Of Corrections	CONSPIRACY TO COMMIT SEXUAL ASSAULT	8
22	Nevada Department Of Corrections	DOMESTIC BATTERY 3RD OFF	159
22	Nevada Department Of Corrections	DOMESTIC BATTERY BY STRANGULATION	158
22	Nevada Department Of Corrections	ELDER ABUSE W/ SBH	11
22	Nevada Department Of Corrections	EXPLOITATION OLDER PERSON OVER \$5000	5
22	Nevada Department Of Corrections	FAIL TO CHANGE ADDRESS/SEX OFFENDER	56
22	Nevada Department Of Corrections	FAIL TO REGISTER/SEX OFFENDER	21
22	Nevada Department Of Corrections	INCEST	6
22	Nevada Department Of Corrections	KIDNAPPING 1 WITH SEXUAL ASSAULT	1
22	Nevada Department Of Corrections	LEWDNESS W/ A MINOR	807
22	Nevada Department Of Corrections	PANDERING	45
22	Nevada Department Of Corrections	PANDERING OF CHILD	7
22	Nevada Department Of Corrections	PANDERING W/ VIOLENCE	13
22	Nevada Department Of Corrections	PLACING PERSON IN HOUSE OF PROSTITUTION	4
22	Nevada Department Of Corrections	PROMOTION OF SEXUAL PERFORMANCE BY MINOR	7
22	Nevada Department Of Corrections	SEX ASSAULT VICT UND 16 SUBST HARM	3
22	Nevada Department Of Corrections	SEX OFF/FAIL TO COMPLETE ANNUAL VERIF	2
22	Nevada Department Of Corrections	SEX OFF PROVIDING FALSE/MISLEADING INFO	1
22	Nevada Department Of Corrections	SEXUAL ABUSE OF CHILD	7
22	Nevada Department Of Corrections	SEXUAL ASSAULT	550
22	Nevada Department Of Corrections	SEXUAL ASSAULT, SBH	10
22	Nevada Department Of Corrections	SEXUAL ASSAULT, UDW	6
22	Nevada Department Of Corrections	SEXUAL ASSAULT VICT UNDER 16	436
22	Nevada Department Of Corrections	SEXUAL ASSAULT; VICT UNDER 16	2
22	Nevada Department Of Corrections	SEXUAL CONDUCT BY SCHOOL EMPLOY/TEACHER	11
22	Nevada Department Of Corrections	SEXUAL PENETRATION OF DEAD BODY	1
22	Nevada Department Of Corrections	STATUTORY SEXUAL SEDUCTION	116
22	Nevada Department Of Corrections	TRANSPORTING PROSTITUTE W/VIO	2
22	Nevada Department Of Corrections	UNLWFUL POSS OF SCANNING DVC OR RE-ENCDR	2
22	Nevada Department Of Corrections	USE OF MINOR IN PRODUCING PORNOGRAPHY	113
22	Nevada Department Of Corrections	VICTIM OVER 65 ENHANCEMENT	115
22	Nevada Department Of Corrections	VIOLATING AN EXTENDED PROTECTION ORDER	22
22	Nevada Department Of Corrections	VOLUNTARY SEX W/ A PRISONER	2
14	Nye County Sheriff	PROTECTION ORDER VIOLATION	7
15	Pershing County Sheriff	DOMESTIC BATTERY-1ST OFFENSE	3
15	Pershing County Sheriff	DOMESTIC BATTERY-2ND OFFENSE	4

Agency ID	Agency Description	Charge Detail	Registration Count
15	Pershing County Sheriff	SEXUAL ASSAULT W/NO SUBSTANTIAL BODILY H	2
16	Storey County Sheriff	BATTERY (DOMESTIC VIOLENCE) (SCC 9.04.01	1
17	Washoe County Sheriff	AGGR STALKING	15
17	Washoe County Sheriff	ASSAULT ON PROTECTED PERS	2
17	Washoe County Sheriff	ASSAULT ON PROTECTED PERS, W/DW	3
17	Washoe County Sheriff	ASSAULT ON PROTECTED PERS, W/DW, E/VOP	4
17	Washoe County Sheriff	ATT DOM BATTERY, 3+	4
17	Washoe County Sheriff	ATTEMPTED DOMESTIC BATTERY BY STRANGULATION	1
17	Washoe County Sheriff	ATT LEWDNESS, CHILD UNDER AGE 14, 1ST	2
17	Washoe County Sheriff	ATT SEX ASSLT	1
17	Washoe County Sheriff	ATT VIOLATE DOM VIOLENCE EPO	7
17	Washoe County Sheriff	BATTERY BY STRANGULATION	12
17	Washoe County Sheriff	BATTERY ON PROTECTED PERS	53
17	Washoe County Sheriff	BATTERY ON PROTECTED PERS, E/VOP	3
17	Washoe County Sheriff	BATTERY ON PROTECTED PERS, R/SBH	7
17	Washoe County Sheriff	BATTERY TO COMMIT SEX ASSLT, VICTIM < 16	3
17	Washoe County Sheriff	BATTERY TO COMMIT SEX ASSLT, VICTIM 16+	16
17	Washoe County Sheriff	COERC W/FORCE OR THREAT OF FORCE	19
17	Washoe County Sheriff	COERC W/FORCE OR THREAT OF FORCE, E/SEX	4
17	Washoe County Sheriff	DOM BATTERY, 1ST	484
17	Washoe County Sheriff	DOM BATTERY, (1ST)	9
17	Washoe County Sheriff	DOM BATTERY, 1ST, E/VOP	25
17	Washoe County Sheriff	DOM BATTERY, 2ND	93
17	Washoe County Sheriff	DOM BATTERY, 3+	48
17	Washoe County Sheriff	DOM BATTERY, 3+, E/VOP	7
17	Washoe County Sheriff	DOM BATTERY BY STRANGULATION	86
17	Washoe County Sheriff	DOM BATTERY BY STRANGULATION, E/VOP	8
17	Washoe County Sheriff	DOMESTIC BATTERY E/DW, R/SBH	6
17	Washoe County Sheriff	DOMESTIC BATTERY WITH SUBSTANTIAL BODILY HARM	32
17	Washoe County Sheriff	DOMESTIC BATTERY WITH USE OF A DEADLY WEAPON	17
17	Washoe County Sheriff	EXPLOIT OLD/VULN PERS, \$5K+	1
17	Washoe County Sheriff	LEWDNESS W/CHILD UNDER 14,1ST	32
17	Washoe County Sheriff	POSS VISUAL PORN OF PERS < 16, (1ST)	9
17	Washoe County Sheriff	POSS VISUAL PORN OF PERS < 16, (2+)	4
17	Washoe County Sheriff	PROMO SEX PERFORMANCE OF MINOR, < 14	4
17	Washoe County Sheriff	PROMO SEX PERFORMANCE OF MINOR, 14+	2
17	Washoe County Sheriff	SEX ASSLT	39
17	Washoe County Sheriff	SEX ASSLT AGAINST CHILD < 14	29
17	Washoe County Sheriff	SEX ASSLT AGAINST CHILD < 16	6
17	Washoe County Sheriff	SEX TRAFFICKING OF ADULT	4
17	Washoe County Sheriff	SEX TRAFFICKING OF CHILD UNDER 18	3
17	Washoe County Sheriff	STALKING, (1ST)	30
17	Washoe County Sheriff	STALKING, USE I-NET/ELEC COMM	1
17	Washoe County Sheriff	STATUTORY SEX SEDUCTION BY PERS < 21	1
17	Washoe County Sheriff	USE/PERMIT MINOR, < 14, TO PROD PORN	8
17	Washoe County Sheriff	VIOL STALKING/HARASSMENT EPO	10
17	Washoe County Sheriff	VIOL STALKING/HARASSMENT TPO	7
18	White Pine County Sheriff	KIDNAP 1ST DEG(SEXULLY MOTIV)EXC	3
18	White Pine County Sheriff	NRS 200.366 SEXUAL ASSAULT	5
18	White Pine County Sheriff	NRS 200.4812B DOMESTIC BATTERY W SUBSTAN	2
18	White Pine County Sheriff	NRS 200.4812 DOMESTIC BATTERY # 1	14
18	White Pine County Sheriff	NRS 200.4812 DOMESTIC BATTERY # 3	18
18	White Pine County Sheriff	NRS 200.481 DOMESTIC BATTERY # 2	4
18	White Pine County Sheriff	NRS 200.485.2 DOMESTIC BATTERY BY STRAN	5
18	White Pine County Sheriff	NRS 200.4852 DOMESTIC BATTERY W/STRANGUL	3
18	White Pine County Sheriff	NRS 200.485 BATTERY/DOMESTIC VIOLENCE	8
18	White Pine County Sheriff	NRS 33.018 ACTS OF DOMESTIC VIOLENCE	37

Agency ID	Agency Description	Charge Detail	Registration Count
18	White Pine County Sheriff	STALKING 1ST OFFENSE	1
			7978

Statewide Nevada Summary

Month:

Nov-17

Registrations on Offenders with VAWA Charges	6315
Total Active Registrations for the State of Nevada	14521
Percentage of Statewide Program	43%

Detail

Registration Summary by Agency

Agency ID	Agency Description	Charge Detail	Registration Count
NVCHURCHILSO	Churchill County Sheriff	DOMESTIC BATTERY/SIMPLE	15
NVCHURCHILSO	Churchill County Sheriff	DOMESTIC VIOLENCE/AGG. INJURY	3
NVCHURCHILSO	Churchill County Sheriff	FORCE SEX ASLT/RAPE	2
NVCHURCHILSO	Churchill County Sheriff	RESTRAINING ORDER VIOLATION	2
NVCHURCHILSO	Churchill County Sheriff	STALKING	1
NVCLARKSO	Clark County Detention Center	ADV/SOLICIT TO PROMO DISTR IMIT C/S (1ST	2
NVCLARKSO	Clark County Detention Center	ATTEMPTED DOMESTIC BATTERY BY STRANGULAT	3
NVCLARKSO	Clark County Detention Center	ATTEMPT SEX TRAFFICKING OF CHILD	1
NVCLARKSO	Clark County Detention Center	ATT FTO SEX OFFENDER REG LAWS/REGS, (1ST	6
NVCLARKSO	Clark County Detention Center	ATT SEX ASSAULT	16
NVCLARKSO	Clark County Detention Center	ATT SEX ASSAULT AGAINST CHILD < 16	2
NVCLARKSO	Clark County Detention Center	ATT SEX ASSAULT AGAINST CHILD UNDER 14	18
NVCLARKSO	Clark County Detention Center	ATT VIOL STALKING/HARASSMENT EPO	10
NVCLARKSO	Clark County Detention Center	BATTERY BY STRANGULATION	12
NVCLARKSO	Clark County Detention Center	BATTERY BY STRANGULATION TO COMMIT SEXUA	15
NVCLARKSO	Clark County Detention Center	BATTERY/DOMESTIC VIOLENCE	8
NVCLARKSO	Clark County Detention Center	BATTERY DOMESTIC VIOLENCE 2ND	1
NVCLARKSO	Clark County Detention Center	BATTERY TO COMMIT SEX ASSAULT, R/SBH	18
NVCLARKSO	Clark County Detention Center	BATTERY TO COMMIT SEX ASSAULT, VICTIM <	1
NVCLARKSO	Clark County Detention Center	BATTERY TO COMMIT SEX ASSAULT, VICTIM 16	49
NVCLARKSO	Clark County Detention Center	BATT W/INTENT COMMIT SEX ASSLT VICTIM UN	8
NVCLARKSO	Clark County Detention Center	CHILD SEX ABUSE/EXPLOIT, W/SBMH, CHILD <	106
NVCLARKSO	Clark County Detention Center	COERC W/FORCE OR THREAT OF FORCE, E/SEX	5
NVCLARKSO	Clark County Detention Center	CONSPIRACY DOMESTIC BATTERY	2
NVCLARKSO	Clark County Detention Center	CONSPIRE TO COMMIT SEX TRAFFICKING	1
NVCLARKSO	Clark County Detention Center	CONSP SEX ASSAULT	18
NVCLARKSO	Clark County Detention Center	CONSP VIOLATE MAJOR CONDITION OF SEX OFF	6
NVCLARKSO	Clark County Detention Center	DOM BATTERY BY STRANGULATION	154
NVCLARKSO	Clark County Detention Center	DOMESTIC BATTERY E/DW R/SBH	59
NVCLARKSO	Clark County Detention Center	DOMESTIC BATTERY WITH USE OF A DEADLY WE	36
NVCLARKSO	Clark County Detention Center	DOMESTIC BATTERY W/SBH	62
NVCLARKSO	Clark County Detention Center	FTO SEX OFFENDER REG LAWS/REGS. (1ST)	4
NVCLARKSO	Clark County Detention Center	INCEST	74
NVCLARKSO	Clark County Detention Center	KIDNAPPING, 1ST DEGREE, E/SEX	1
NVCLARKSO	Clark County Detention Center	LURE CHILD/MNT-ILL PERS TO ENGAGE IN SEX	1
NVCLARKSO	Clark County Detention Center	MURDER, 1ST DEGREE, SEX ASSAULT/ABUSE CH	1
NVCLARKSO	Clark County Detention Center	PANDERING	3
NVCLARKSO	Clark County Detention Center	PROMO SEX PERFORMANCE OF MINOR, < 14	5
NVCLARKSO	Clark County Detention Center	SEX ACT, ADULT SCHOOL EMP/VOL W/PUPIL, 1	26
NVCLARKSO	Clark County Detention Center	SEX ASSAULT	271

Agency ID	Agency Description	Charge Detail	Registration Count
NVCLARKSO	Clark County Detention Center	SEX ASSAULT AGAINST CHILD < 14	422
NVCLARKSO	Clark County Detention Center	SEX ASSAULT AGAINST CHILD < 16	234
NVCLARKSO	Clark County Detention Center	SEX ASSAULT AGAINST CHILD < 16, E/DW	2
NVCLARKSO	Clark County Detention Center	SEX ASSAULT AGAINST CHILD < 16, R/SBH, E	20
NVCLARKSO	Clark County Detention Center	SEX ASSAULT, E/DW	87
NVCLARKSO	Clark County Detention Center	SEX ASSAULT, E/DW,VOP	3
NVCLARKSO	Clark County Detention Center	SEX ASSAULT, E/VOP	4
NVCLARKSO	Clark County Detention Center	SEX ASSAULT, R/SBH	11
NVCLARKSO	Clark County Detention Center	SEX ASSAULT, R/SBH, E/DW	17
NVCLARKSO	Clark County Detention Center	SEX ASSAULT, R/SBH, E/VOP	6
NVCLARKSO	Clark County Detention Center	SEX TRAFFICKING OF ADULT	11
NVCLARKSO	Clark County Detention Center	SEX TRAFFICKING OF CHILD UNDER 16	1
NVCLARKSO	Clark County Detention Center	SEX TRAFFICKING OF CHILD UNDER 18	1
NVCLARKSO	Clark County Detention Center	SEXUAL ASSAULT -VICTIM UNDER 14	14
NVCLARKSO	Clark County Detention Center	SEXUAL ASSAULT VICTIM UNDER 16	12
NVCLARKSO	Clark County Detention Center	STATUTORY SEX SEDUCTION BY PERS, 21+	6
NVCLARKSO	Clark County Detention Center	STATUTORY SEXUAL SEDUCTION	18
NVCLARKSO	Clark County Detention Center	USE/PERMIT MINOR AGE 14+ AS SUBJ OF SEX	4
NVCLARKSO	Clark County Detention Center	VIOL DOM VIOLENCE EPO	4
NVCLARKSO	Clark County Detention Center	VIOL DOM VIOLENCE TPO	14
NVCLARKSO	Clark County Detention Center	VIOL MAJ COND OF SEX OFFENDER LIFETIME S	2
NVDOUGLASSO	Douglas County Sheriff	DOMESTIC BATTERY	6
NVDOUGLASSO	Douglas County Sheriff	SEXUAL ASSAULT VICTIM UNDER 16	15
NVELKOSO	Elko County Sheriff	NONFRC SEX ASSAULT, STAT RAPE	1
NVELKOSO	Elko County Sheriff	PROTECTION ORDER VIOLATION	1
NVEUREKASO	Eureka County Sheriff	BATTERY/DOMESTIC VIOLENCE	1
NVEUREKASO	Eureka County Sheriff	DOM BATTERY, 2ND	7
NVEUREKASO	Eureka County Sheriff	DOM BATTERY BY STRANGULATION	7
NVHUMBOLDT	Humboldt County Sheriff	ACTS WHICH CONSTITUTE DOMESTIC VIOLENCE	2
NVHUMBOLDT	Humboldt County Sheriff	AGGRAVATED STALKING	2
NVHUMBOLDT	Humboldt County Sheriff	BATTERY/DOMESTIC VIOLENCE	1
NVHUMBOLDT	Humboldt County Sheriff	BATTERY DOMESTIC VIOLENCE 2 PRIORS IN 7 YEARS	1
NVLANDERSO	Lander County Sheriff	AGGRAVATED STALKING	3
NVLANDERSO	Lander County Sheriff	DOM BATTERY, 1ST	2
NVLYONSO	Lyon County Sheriff	FORCE SEX ASSAULT, RAPE	5
NVLYONSO	Lyon County Sheriff	PROTECTION ORDER VIOLATION	20
NVDOC	Nevada Department Of Corrections	AGGRAVATED STALKING	54
NVDOC	Nevada Department Of Corrections	AGGREGATE (SEX)	1
NVDOC	Nevada Department Of Corrections	ATT BATT DOMESTIC VIOLENCE 3RD OFFENSE	2
NVDOC	Nevada Department Of Corrections	ATT CHILD ABUSE CAUSING SUBST HARM	1
NVDOC	Nevada Department Of Corrections	ATTEMPT BATTERY BY STRANGULATION	4
NVDOC	Nevada Department Of Corrections	ATT FAIL CHANGE ADDRESS/REGISTER SEX OFF	12
NVDOC	Nevada Department Of Corrections	ATT INCEST	1
NVDOC	Nevada Department Of Corrections	ATT LEWDNESS W/ A MINOR	327
NVDOC	Nevada Department Of Corrections	ATT LIVING FROM EARNING OF PROSTITUTE	9
NVDOC	Nevada Department Of Corrections	ATT POSS VS PRSNT DPCT SEX CND PRS U/16	6
NVDOC	Nevada Department Of Corrections	ATTPT BATTERY DOMESTIC VIO BY STRNGULTION	5
NVDOC	Nevada Department Of Corrections	ATT SEX ASSLT, VICT UND 16, SBH	9
NVDOC	Nevada Department Of Corrections	ATT SEXUAL ASSAULT	122
NVDOC	Nevada Department Of Corrections	ATT SEXUAL ASSAULT, SBH	24
NVDOC	Nevada Department Of Corrections	ATT SEXUAL ASSAULT, VICT UND 16	173
NVDOC	Nevada Department Of Corrections	ATT STATUTORY SEXUAL SEDUCTION	10
NVDOC	Nevada Department Of Corrections	ATT USE OF CHILD PRODUCING PORNOGRAPHY	12
NVDOC	Nevada Department Of Corrections	BATT BY STRANGULATION TO COMMT SEX ASSLT	3
NVDOC	Nevada Department Of Corrections	BATT DOMESTIC VIOLENCE W/ DEADLY WEAPON	45
NVDOC	Nevada Department Of Corrections	BATTERY BY STRANGULATION	64
NVDOC	Nevada Department Of Corrections	BATTERY/DOMESTIC VIOLENCE SBH	99

Agency ID	Agency Description	Charge Detail	Registration Count
NVDOC	Nevada Department Of Corrections	BATTERY DOMESTIC VIOLENCE W/UDW & W/SBH	12
NVDOC	Nevada Department Of Corrections	BATTERY WITC SEX ASSAULT SUBST HARM	8
NVDOC	Nevada Department Of Corrections	BATT W/ INTENT TO COMMIT SEXUAL ASSAULT	18
NVDOC	Nevada Department Of Corrections	BATT WITC SEX ASSAULT VICT UND 16	8
NVDOC	Nevada Department Of Corrections	COERCION SEXUALLY MOTIVATED	73
NVDOC	Nevada Department Of Corrections	CONSPIRACY TO COMMIT SEXUAL ASSAULT	8
NVDOC	Nevada Department Of Corrections	DOMESTIC BATTERY 3RD OFF	137
NVDOC	Nevada Department Of Corrections	DOMESTIC BATTERY BY STRANGULATION	129
NVDOC	Nevada Department Of Corrections	ELDER ABUSE W/ SBH	11
NVDOC	Nevada Department Of Corrections	EXPLOITATION OLDER PERSON OVER \$5000	1
NVDOC	Nevada Department Of Corrections	FAIL TO CHANGE ADDRESS/SEX OFFENDER	45
NVDOC	Nevada Department Of Corrections	FAIL TO REGISTER/SEX OFFENDER	22
NVDOC	Nevada Department Of Corrections	INCEST	6
NVDOC	Nevada Department Of Corrections	LEWDNESS W/ A MINOR	804
NVDOC	Nevada Department Of Corrections	PANDERING	44
NVDOC	Nevada Department Of Corrections	PANDERING OF CHILD	6
NVDOC	Nevada Department Of Corrections	PANDERING W/ VIOLENCE	12
NVDOC	Nevada Department Of Corrections	PLACING PERSON IN HOUSE OF PROSTITUTION	4
NVDOC	Nevada Department Of Corrections	PROMOTION OF SEXUAL PERFORMANCE BY MINOR	7
NVDOC	Nevada Department Of Corrections	SEX ASSAULT VICT UND 16 SUBST HARM	3
NVDOC	Nevada Department Of Corrections	SEX OFF/FAIL TO COMPLETE ANNUAL VERIF	2
NVDOC	Nevada Department Of Corrections	SEX OFF PROVIDING FALSE/MISLEADING INFO	1
NVDOC	Nevada Department Of Corrections	SEXUAL ABUSE OF CHILD	13
NVDOC	Nevada Department Of Corrections	SEXUAL ASSAULT	519
NVDOC	Nevada Department Of Corrections	SEXUAL ASSAULT, SBH	10
NVDOC	Nevada Department Of Corrections	SEXUAL ASSAULT, UDW	4
NVDOC	Nevada Department Of Corrections	SEXUAL ASSAULT VICT UNDER 16	417
NVDOC	Nevada Department Of Corrections	SEXUAL ASSAULT; VICT UNDER 16	2
NVDOC	Nevada Department Of Corrections	SEXUAL CONDUCT BY SCHOOL EMPLOY/TEACHER	11
NVDOC	Nevada Department Of Corrections	SEXUAL PENETRATION OF DEAD BODY	1
NVDOC	Nevada Department Of Corrections	STATUTORY SEXUAL SEDUCTION	108
NVDOC	Nevada Department Of Corrections	TRANSPORTING PROSTITUTE W/VIO	2
NVDOC	Nevada Department Of Corrections	UNLWFUL POSS OF SCANNING DVC OR RE-ENCDR	2
NVDOC	Nevada Department Of Corrections	USE OF MINOR IN PRODUCING PORNOGRAPHY	112
NVDOC	Nevada Department Of Corrections	VICTIM OVER 65 ENHANCEMENT	113
NVDOC	Nevada Department Of Corrections	VIOLATING AN EXTENDED PROTECTION ORDER	23
NVDOC	Nevada Department Of Corrections	VOLUNTARY SEX W/ A PRISONER	2
NVYESO	Nye County Sheriff	PROTECTION ORDER VIOLATION	4
NVPERSHINGSO	Pershing County Sheriff	DOMESTIC BATTERY-1ST OFFENSE	1
NVPERSHINGSO	Pershing County Sheriff	SEXUAL ASSAULT W/NO SUBSTANTIAL BODILY H	2
NVWASHOESO	Washoe County Sheriff	AGGR STALKING	5
NVWASHOESO	Washoe County Sheriff	ASSAULT ON PROTECTED PERS	1
NVWASHOESO	Washoe County Sheriff	ASSAULT ON PROTECTED PERS, W/DW	3
NVWASHOESO	Washoe County Sheriff	ASSAULT ON PROTECTED PERS, W/DW, E/VOP	6
NVWASHOESO	Washoe County Sheriff	ATT SEX ASSLT	4
NVWASHOESO	Washoe County Sheriff	BATTERY BY STRANGULATION	9
NVWASHOESO	Washoe County Sheriff	BATTERY ON PROTECTED PERS	25
NVWASHOESO	Washoe County Sheriff	BATTERY ON PROTECTED PERS, R/SBH	7
NVWASHOESO	Washoe County Sheriff	BATTERY TO COMMIT SEX ASSLT, VICTIM 16+	11
NVWASHOESO	Washoe County Sheriff	CAPTURE/DISTR/DSPLAY IMAGE OF PRIVATE AREA, (1ST	2
NVWASHOESO	Washoe County Sheriff	COERC W/FORCE OR THREAT OF FORCE	15
NVWASHOESO	Washoe County Sheriff	COERC W/FORCE OR THREAT OF FORCE, E/SEX	3
NVWASHOESO	Washoe County Sheriff	DOM BATTERY, 1ST	143
NVWASHOESO	Washoe County Sheriff	DOM BATTERY, 1ST, E/VOP	12
NVWASHOESO	Washoe County Sheriff	DOM BATTERY, 2ND	50
NVWASHOESO	Washoe County Sheriff	DOM BATTERY, (2ND)	2
NVWASHOESO	Washoe County Sheriff	DOM BATTERY, 3+	42

Agency ID	Agency Description	Charge Detail	Registration Count
NVWASHOESO	Washoe County Sheriff	DOM BATTERY BY STRANGULATION	36
NVWASHOESO	Washoe County Sheriff	DOMESTIC BATTERY E/DW, R/SBH	6
NVWASHOESO	Washoe County Sheriff	DOMESTIC BATTERY WITH SUBSTANTIAL BODILY HARM	18
NVWASHOESO	Washoe County Sheriff	DOMESTIC BATTERY WITH USE OF A DEADLY WEAPON	12
NVWASHOESO	Washoe County Sheriff	LEWDNESS W/CHILD UNDER 14,1ST	33
NVWASHOESO	Washoe County Sheriff	POSS VISUAL PORN OF PERS < 16, (1ST)	11
NVWASHOESO	Washoe County Sheriff	POSS VISUAL PORN OF PERS < 16, (2+)	4
NVWASHOESO	Washoe County Sheriff	PROMO SEX PERFORMANCE OF MINOR, < 14	7
NVWASHOESO	Washoe County Sheriff	PROMO SEX PERFORMANCE OF MINOR, 14+	2
NVWASHOESO	Washoe County Sheriff	SEX ASSLT	29
NVWASHOESO	Washoe County Sheriff	SEX ASSLT AGAINST CHILD < 14	30
NVWASHOESO	Washoe County Sheriff	SEX ASSLT AGAINST CHILD < 16	7
NVWASHOESO	Washoe County Sheriff	SEX TRAFFICKING OF CHILD UNDER 18	3
NVWASHOESO	Washoe County Sheriff	STALKING, (1ST)	13
NVWASHOESO	Washoe County Sheriff	STALKING, USE I-NET/ELEC COMM	1
NVWASHOESO	Washoe County Sheriff	STATUTORY SEX SEDUCTION BY PERS < 21	1
NVWASHOESO	Washoe County Sheriff	USE/PERMIT MINOR, < 14, TO PROD PORN	11
NVWASHOESO	Washoe County Sheriff	VIOL STALKING/HARASSMENT EPO	10
NVWASHOESO	Washoe County Sheriff	VIOL STALKING/HARASSMENT TPO	1
NVWHITEPINESO	White Pine County Sheriff	NRS 200.366 SEXUAL ASSAULT	5
NVWHITEPINESO	White Pine County Sheriff	NRS 200.4812B DOMESTIC BATTERY W SUBSTAN	2
NVWHITEPINESO	White Pine County Sheriff	NRS 200.4812 DOMESTIC BATTERY # 1	7
NVWHITEPINESO	White Pine County Sheriff	NRS 200.4812 DOMESTIC BATTERY # 3	10
NVWHITEPINESO	White Pine County Sheriff	NRS 200.485 BATTERY/DOMESTIC VIOLENCE	7
NVWHITEPINESO	White Pine County Sheriff	NRS 33.018 ACTS OF DOMESTIC VIOLENCE	24
			6315

Statewide Nevada Summary

Month:

Dec-17

Registrations on Offenders with VAWA Charges	6533
Total Active Registrations for the State of Nevada	14747
Percentage of Statewide Program	44%

Detail

Registration Summary by Agency

Agency ID	Agency Description	Charge Detail	Registration Count
NVCHURCHILSO	Churchill County Sheriff	DOMESTIC BATTERY/SIMPLE	14
NVCHURCHILSO	Churchill County Sheriff	DOMESTIC VIOLENCE/AGG. INJURY	4
NVCHURCHILSO	Churchill County Sheriff	RESTRAINING ORDER VIOLATION	2
NVCHURCHILSO	Churchill County Sheriff	STALKING	1
NVCLARKSO	Clark County Detention Center	ADV/SOLICIT TO PROMO DISTR IMIT C/S (1ST	2
NVCLARKSO	Clark County Detention Center	ATTEMPTED DOMESTIC BATTERY BY STRANGULAT	3
NVCLARKSO	Clark County Detention Center	ATTEMPT SEX TRAFFICKING OF CHILD	1
NVCLARKSO	Clark County Detention Center	ATT FTO SEX OFFENDER REG LAWS/REGS, (1ST	6
NVCLARKSO	Clark County Detention Center	ATT SEX ASSAULT	14
NVCLARKSO	Clark County Detention Center	ATT SEX ASSAULT AGAINST CHILD < 16	2
NVCLARKSO	Clark County Detention Center	ATT SEX ASSAULT AGAINST CHILD UNDER 14	11
NVCLARKSO	Clark County Detention Center	ATT VIOL STALKING/HARASSMENT EPO	10
NVCLARKSO	Clark County Detention Center	BATTERY BY STRANGULATION	9
NVCLARKSO	Clark County Detention Center	BATTERY BY STRANGULATION TO COMMIT SEXUA	15
NVCLARKSO	Clark County Detention Center	BATTERY/DOMESTIC VIOLENCE	4
NVCLARKSO	Clark County Detention Center	BATTERY DOMESTIC VIOLENCE 2ND	1
NVCLARKSO	Clark County Detention Center	BATTERY TO COMMIT SEX ASSAULT, R/SBH	14
NVCLARKSO	Clark County Detention Center	BATTERY TO COMMIT SEX ASSAULT, VICTIM <	1
NVCLARKSO	Clark County Detention Center	BATTERY TO COMMIT SEX ASSAULT, VICTIM 16	56
NVCLARKSO	Clark County Detention Center	BATT W/INTENT COMMIT SEX ASSLT VICTIM UN	4
NVCLARKSO	Clark County Detention Center	CHILD SEX ABUSE/EXPLOIT, W/SBMH, CHILD <	106
NVCLARKSO	Clark County Detention Center	COERC W/FORCE OR THREAT OF FORCE, E/SEX	12
NVCLARKSO	Clark County Detention Center	CONSPIRACY DOMESTIC BATTERY	4
NVCLARKSO	Clark County Detention Center	CONSPIRE TO COMMIT SEX TRAFFICKING	1
NVCLARKSO	Clark County Detention Center	CONSP SEX ASSAULT	22
NVCLARKSO	Clark County Detention Center	DOM BATTERY BY STRANGULATION	131
NVCLARKSO	Clark County Detention Center	DOMESTIC BATTERY E/DW R/SBH	61
NVCLARKSO	Clark County Detention Center	DOMESTIC BATTERY WITH USE OF A DEADLY WE	38
NVCLARKSO	Clark County Detention Center	DOMESTIC BATTERY W/SBH	63
NVCLARKSO	Clark County Detention Center	FTO SEX OFFENDER REG LAWS/REGS. (1ST)	4
NVCLARKSO	Clark County Detention Center	INCEST	88
NVCLARKSO	Clark County Detention Center	KIDNAPPING, 1ST DEGREE, E/SEX	1
NVCLARKSO	Clark County Detention Center	LURE CHILD/MNT-ILL PERS TO ENGAGE IN SEX	1
NVCLARKSO	Clark County Detention Center	MURDER, 1ST DEGREE, SEX ASSAULT/ABUSE CH	1
NVCLARKSO	Clark County Detention Center	PANDERING	2
NVCLARKSO	Clark County Detention Center	PROMO SEX PERFORMANCE OF MINOR, < 14	5
NVCLARKSO	Clark County Detention Center	SEX ACT, ADULT SCHOOL EMP/VOL W/PUPIL, 1	32
NVCLARKSO	Clark County Detention Center	SEX ASSAULT	269
NVCLARKSO	Clark County Detention Center	SEX ASSAULT AGAINST CHILD < 14	436
NVCLARKSO	Clark County Detention Center	SEX ASSAULT AGAINST CHILD < 16	208

Agency ID	Agency Description	Charge Detail	Registration Count
NVCLARKSO	Clark County Detention Center	SEX ASSAULT AGAINST CHILD < 16, E/DW	2
NVCLARKSO	Clark County Detention Center	SEX ASSAULT, E/DW	87
NVCLARKSO	Clark County Detention Center	SEX ASSAULT, E/DW,VOP	3
NVCLARKSO	Clark County Detention Center	SEX ASSAULT, E/VOP	5
NVCLARKSO	Clark County Detention Center	SEX ASSAULT, R/SBH	10
NVCLARKSO	Clark County Detention Center	SEX ASSAULT, R/SBH, E/DW	19
NVCLARKSO	Clark County Detention Center	SEX ASSAULT, R/SBH, E/VOP	6
NVCLARKSO	Clark County Detention Center	SEX TRAFFICKING OF ADULT	11
NVCLARKSO	Clark County Detention Center	SEX TRAFFICKING OF CHILD UNDER 16	1
NVCLARKSO	Clark County Detention Center	SEX TRAFFICKING OF CHILD UNDER 18	1
NVCLARKSO	Clark County Detention Center	SEXUAL ASSAULT -VICTIM UNDER 14	14
NVCLARKSO	Clark County Detention Center	SEXUAL ASSAULT VICTIM UNDER 16	12
NVCLARKSO	Clark County Detention Center	STATUTORY SEX SEDUCTION BY PERS, 21+	6
NVCLARKSO	Clark County Detention Center	STATUTORY SEXUAL SEDUCTION	18
NVCLARKSO	Clark County Detention Center	USE/PERMIT MINOR AGE 14+ AS SUBJ OF SEX	4
NVCLARKSO	Clark County Detention Center	VIOL DOM VIOLENCE EPO	4
NVCLARKSO	Clark County Detention Center	VIOL DOM VIOLENCE TPO	16
NVCLARKSO	Clark County Detention Center	VIOL MAJ COND OF SEX OFFENDER LIFETIME S	2
NVDOUGLASSO	Douglas County Sheriff	DOMESTIC BATTERY	10
NVDOUGLASSO	Douglas County Sheriff	SEXUAL ASSAULT VICTIM UNDER 16	15
NVELKOSO	Elko County Sheriff	NONFRC SEX ASSAULT, STAT RAPE	1
NVELKOSO	Elko County Sheriff	PROTECTION ORDER VIOLATION	1
NVEUREKASO	Eureka County Sheriff	BATTERY/DOMESTIC VIOLENCE	1
NVEUREKASO	Eureka County Sheriff	DOM BATTERY, 2ND	7
NVEUREKASO	Eureka County Sheriff	DOM BATTERY BY STRANGULATION	7
NVHUMBOLDT	Humboldt County Sheriff	ACTS WHICH CONSTITUTE DOMESTIC VIOLENCE	3
NVHUMBOLDT	Humboldt County Sheriff	AGGRAVATED STALKING	2
NVHUMBOLDT	Humboldt County Sheriff	BATTERY/DOMESTIC VIOLENCE	1
NVHUMBOLDT	Humboldt County Sheriff	DOM BATTERY, 1ST	1
NVHUMBOLDT	Humboldt County Sheriff	VIOLATION OF TEMPORARY PROTECTIVE ORDER	1
NVLANDERSO	Lander County Sheriff	AGGRAVATED STALKING	3
NVLYONSO	Lyon County Sheriff	FORCE SEX ASSAULT, RAPE	6
NVLYONSO	Lyon County Sheriff	PROTECTION ORDER VIOLATION	20
NVDOC	Nevada Department Of Corrections	AGGRAVATED STALKING	54
NVDOC	Nevada Department Of Corrections	AGGREGATE (SEX)	3
NVDOC	Nevada Department Of Corrections	ATT BATT DOMESTIC VIOLENCE 3RD OFFENSE	5
NVDOC	Nevada Department Of Corrections	ATT CHILD ABUSE CAUSING SUBST HARM	1
NVDOC	Nevada Department Of Corrections	ATT ELDER EXPLOITATION	1
NVDOC	Nevada Department Of Corrections	ATTEMPT BATTERY BY STRANGULATION	4
NVDOC	Nevada Department Of Corrections	ATT FAIL CHANGE ADDRESS/REGISTER SEX OFF	12
NVDOC	Nevada Department Of Corrections	ATT INCEST	1
NVDOC	Nevada Department Of Corrections	ATT LEWDNESS W/ A MINOR	340
NVDOC	Nevada Department Of Corrections	ATT LIVING FROM EARNING OF PROSTITUTE	9
NVDOC	Nevada Department Of Corrections	ATT POSS VS PRSNT DPCT SEX CND PRS U/16	6
NVDOC	Nevada Department Of Corrections	ATTPT BATTERY DOMESTIC VIO BY STRNGULTION	3
NVDOC	Nevada Department Of Corrections	ATT SEX ASSLT, VICT UND 16, SBH	8
NVDOC	Nevada Department Of Corrections	ATT SEXUAL ASSAULT	125
NVDOC	Nevada Department Of Corrections	ATT SEXUAL ASSAULT, SBH	23
NVDOC	Nevada Department Of Corrections	ATT SEXUAL ASSAULT, VICT UND 16	180
NVDOC	Nevada Department Of Corrections	ATT STATUTORY SEXUAL SEDUCTION	11
NVDOC	Nevada Department Of Corrections	ATT USE OF CHILD PRODUCING PORNOGRAPHY	12
NVDOC	Nevada Department Of Corrections	BATT BY STRANGULATION TO COMMT SEX ASSLT	3
NVDOC	Nevada Department Of Corrections	BATT DOMESTIC VIOLENCE W/ DEADLY WEAPON	44
NVDOC	Nevada Department Of Corrections	BATTERY BY STRANGULATION	64
NVDOC	Nevada Department Of Corrections	BATTERY/DOMESTIC VIOLENCE SBH	110
NVDOC	Nevada Department Of Corrections	BATTERY DOMESTIC VIOLENCE W/UDW & W/SBH	14
NVDOC	Nevada Department Of Corrections	BATTERY WITC SEX ASSAULT SUBST HARM	8

Agency ID	Agency Description	Charge Detail	Registration Count
NVDOC	Nevada Department Of Corrections	BATT W/ INTENT TO COMMIT SEXUAL ASSAULT	18
NVDOC	Nevada Department Of Corrections	BATT WITC SEX ASSAULT VICT UND 16	8
NVDOC	Nevada Department Of Corrections	COERCION SEXUALLY MOTIVATED	72
NVDOC	Nevada Department Of Corrections	CONSPIRACY TO COMMIT SEXUAL ASSAULT	8
NVDOC	Nevada Department Of Corrections	DOMESTIC BATTERY 3RD OFF	157
NVDOC	Nevada Department Of Corrections	DOMESTIC BATTERY BY STRANGULATION	130
NVDOC	Nevada Department Of Corrections	ELDER ABUSE W/ SBH	11
NVDOC	Nevada Department Of Corrections	EXPLOITATION OLDER PERSON OVER \$5000	7
NVDOC	Nevada Department Of Corrections	FAIL TO CHANGE ADDRESS/SEX OFFENDER	51
NVDOC	Nevada Department Of Corrections	FAIL TO REGISTER/SEX OFFENDER	23
NVDOC	Nevada Department Of Corrections	INCEST	6
NVDOC	Nevada Department Of Corrections	LEWDNESS W/ A MINOR	929
NVDOC	Nevada Department Of Corrections	PANDERING	44
NVDOC	Nevada Department Of Corrections	PANDERING OF CHILD	7
NVDOC	Nevada Department Of Corrections	PANDERING W/ VIOLENCE	12
NVDOC	Nevada Department Of Corrections	PLACING PERSON IN HOUSE OF PROSTITUTION	4
NVDOC	Nevada Department Of Corrections	PROMOTION OF SEXUAL PERFORMANCE BY MINOR	7
NVDOC	Nevada Department Of Corrections	SEX ASSAULT VICT UND 16 SUBST HARM	3
NVDOC	Nevada Department Of Corrections	SEX OFF/FAIL TO COMPLETE ANNUAL VERIF	2
NVDOC	Nevada Department Of Corrections	SEX OFF PROVIDING FALSE/MISLEADING INFO	1
NVDOC	Nevada Department Of Corrections	SEXUAL ABUSE OF CHILD	13
NVDOC	Nevada Department Of Corrections	SEXUAL ASSAULT	533
NVDOC	Nevada Department Of Corrections	SEXUAL ASSAULT, SBH	10
NVDOC	Nevada Department Of Corrections	SEXUAL ASSAULT, UDW	4
NVDOC	Nevada Department Of Corrections	SEXUAL ASSAULT VICT UNDER 16	436
NVDOC	Nevada Department Of Corrections	SEXUAL ASSAULT; VICT UNDER 16	2
NVDOC	Nevada Department Of Corrections	SEXUAL CONDUCT BY SCHOOL EMPLY/TEACHER	11
NVDOC	Nevada Department Of Corrections	SEXUAL PENETRATION OF DEAD BODY	1
NVDOC	Nevada Department Of Corrections	STATUTORY SEXUAL SEDUCTION	108
NVDOC	Nevada Department Of Corrections	TRANSPORTING PROSTITUTE W/VIO	2
NVDOC	Nevada Department Of Corrections	UNLWFUL POSS OF SCANNING DVC OR RE-ENCDR	2
NVDOC	Nevada Department Of Corrections	USE OF MINOR IN PRODUCING PORNOGRAPHY	112
NVDOC	Nevada Department Of Corrections	VICTIM OVER 65 ENHANCEMENT	115
NVDOC	Nevada Department Of Corrections	VIOLATING AN EXTENDED PROTECTION ORDER	23
NVDOC	Nevada Department Of Corrections	VOLUNTARY SEX W/ A PRISONER	2
NVNYESO	Nye County Sheriff	PROTECTION ORDER VIOLATION	5
NVPERSHINGSO	Pershing County Sheriff	SEX OFF FAIL TO PROVIDE ANNUAL VERIFICAT	1
NVPERSHINGSO	Pershing County Sheriff	SEXUAL ASSAULT W/NO SUBSTANTIAL BODILY H	2
NVSTOREYSO	Storey County Sheriff	BATTERY (DOMESTIC VIOLENCE) (SCC 9.04.01	1
NVWASHOESO	Washoe County Sheriff	AGGR STALKING	1
NVWASHOESO	Washoe County Sheriff	ASSAULT ON PROTECTED PERS	1
NVWASHOESO	Washoe County Sheriff	ASSAULT ON PROTECTED PERS, W/DW, E/VOP	4
NVWASHOESO	Washoe County Sheriff	ATT LEWDNESS, CHILD UNDER AGE 14, 1ST	3
NVWASHOESO	Washoe County Sheriff	ATT SEX ASSLT	3
NVWASHOESO	Washoe County Sheriff	ATT SEX ASSLT AGAINST CHILD UNDER 14	2
NVWASHOESO	Washoe County Sheriff	BATTERY BY STRANGULATION	7
NVWASHOESO	Washoe County Sheriff	BATTERY ON PROTECTED PERS	21
NVWASHOESO	Washoe County Sheriff	BATTERY ON PROTECTED PERS, R/SBH	7
NVWASHOESO	Washoe County Sheriff	BATTERY TO COMMIT SEX ASSLT, VICTIM 16+	13
NVWASHOESO	Washoe County Sheriff	COERC W/FORCE OR THREAT OF FORCE	15
NVWASHOESO	Washoe County Sheriff	COERC W/FORCE OR THREAT OF FORCE, E/DW	1
NVWASHOESO	Washoe County Sheriff	DOM BATTERY, 1ST	166
NVWASHOESO	Washoe County Sheriff	DOM BATTERY, (1ST)	5
NVWASHOESO	Washoe County Sheriff	DOM BATTERY, 1ST, E/VOP	7
NVWASHOESO	Washoe County Sheriff	DOM BATTERY, 2ND	43
NVWASHOESO	Washoe County Sheriff	DOM BATTERY, (2ND)	2
NVWASHOESO	Washoe County Sheriff	DOM BATTERY, 3+	36

Agency ID	Agency Description	Charge Detail	Registration Count
NVWASHOESO	Washoe County Sheriff	DOM BATTERY, 3+, E/VOP	1
NVWASHOESO	Washoe County Sheriff	DOM BATTERY BY STRANGULATION	37
NVWASHOESO	Washoe County Sheriff	DOMESTIC BATTERY E/DW, R/SBH	6
NVWASHOESO	Washoe County Sheriff	DOMESTIC BATTERY WITH SUBSTANTIAL BODILY HARM	24
NVWASHOESO	Washoe County Sheriff	DOMESTIC BATTERY WITH USE OF A DEADLY WEAPON	16
NVWASHOESO	Washoe County Sheriff	LEWDNESS W/CHILD UNDER 14,1ST	31
NVWASHOESO	Washoe County Sheriff	POSS VISUAL PORN OF PERS < 16, (1ST)	10
NVWASHOESO	Washoe County Sheriff	POSS VISUAL PORN OF PERS < 16, (2+)	4
NVWASHOESO	Washoe County Sheriff	PROMO SEX PERFORMANCE OF MINOR, < 14	6
NVWASHOESO	Washoe County Sheriff	PROMO SEX PERFORMANCE OF MINOR, 14+	2
NVWASHOESO	Washoe County Sheriff	SEX ASSLT	30
NVWASHOESO	Washoe County Sheriff	SEX ASSLT AGAINST CHILD < 14	29
NVWASHOESO	Washoe County Sheriff	SEX ASSLT AGAINST CHILD < 16	7
NVWASHOESO	Washoe County Sheriff	STALKING, (1ST)	16
NVWASHOESO	Washoe County Sheriff	STALKING, USE I-NET/ELEC COMM	1
NVWASHOESO	Washoe County Sheriff	USE/PERMIT MINOR, < 14, TO PROD PORN	10
NVWASHOESO	Washoe County Sheriff	VIOL STALKING/HARASSMENT EPO	15
NVWASHOESO	Washoe County Sheriff	VIOL STALKING/HARASSMENT TPO	3
NVWHITEPINESO	White Pine County Sheriff	NRS 179D.550 SEX OFFENDER FAILED-ANNUAL	1
NVWHITEPINESO	White Pine County Sheriff	NRS 200.366 SEXUAL ASSAULT	5
NVWHITEPINESO	White Pine County Sheriff	NRS 200.4812B DOMESTIC BATTERY W SUBSTAN	2
NVWHITEPINESO	White Pine County Sheriff	NRS 200.4812 DOMESTIC BATTERY # 1	5
NVWHITEPINESO	White Pine County Sheriff	NRS 200.4812 DOMESTIC BATTERY # 3	11
NVWHITEPINESO	White Pine County Sheriff	NRS 200.485 BATTERY/DOMESTIC VIOLENCE	7
NVWHITEPINESO	White Pine County Sheriff	NRS 33.018 ACTS OF DOMESTIC VIOLENCE	34
			6533

Statewide Nevada Summary

Month:

Jan-18

Registrations on Offenders with VAWA Charges	6711
Total Active Registrations for the State of Nevada	14033
Percentage of Statewide Program	48%

Detail

Registration Summary by Agency

Agency ID	Agency Description	Charge Detail	Registration Count
NVCHURCHILLSO	Churchill County Sheriff	DOMESTIC BATTERY/SIMPLE	26
NVCHURCHILLSO	Churchill County Sheriff	DOMESTIC VIOLENCE/AGG. INJURY	1
NVCLARKSO	Clark County Detention Center	ADV/SOLICIT TO PROMO DISTR IMIT C/S (1ST	2
NVCLARKSO	Clark County Detention Center	ATTEMPTED DOMESTIC BATTERY BY STRANGULAT	3
NVCLARKSO	Clark County Detention Center	ATT FTO SEX OFFENDER REG LAWS/REGS, (1ST	8
NVCLARKSO	Clark County Detention Center	ATT SEX ASSAULT	13
NVCLARKSO	Clark County Detention Center	ATT SEX ASSAULT AGAINST CHILD < 16	4
NVCLARKSO	Clark County Detention Center	ATT SEX ASSAULT AGAINST CHILD UNDER 14	29
NVCLARKSO	Clark County Detention Center	ATT VIOL STALKING/HARASSMENT EPO	10
NVCLARKSO	Clark County Detention Center	BATTERY BY STRANGULATION	10
NVCLARKSO	Clark County Detention Center	BATTERY BY STRANGULATION TO COMMIT SEXUA	15
NVCLARKSO	Clark County Detention Center	BATTERY/DOMESTIC VIOLENCE	4
NVCLARKSO	Clark County Detention Center	BATTERY TO COMMIT SEX ASSAULT, R/SBH	14
NVCLARKSO	Clark County Detention Center	BATTERY TO COMMIT SEX ASSAULT, VICTIM <	1
NVCLARKSO	Clark County Detention Center	BATTERY TO COMMIT SEX ASSAULT, VICTIM 16	64
NVCLARKSO	Clark County Detention Center	BATT W/INTENT COMMIT SEX ASSLT VICTIM UN	5
NVCLARKSO	Clark County Detention Center	CHILD SEX ABUSE/EXPLOIT, W/SBMH, CHILD <	106
NVCLARKSO	Clark County Detention Center	COERC W/FORCE OR THREAT OF FORCE, E/SEX	25
NVCLARKSO	Clark County Detention Center	CONSPIRACY DOMESTIC BATTERY	10
NVCLARKSO	Clark County Detention Center	CONSPIRE TO COMMIT SEX TRAFFICKING	1
NVCLARKSO	Clark County Detention Center	CONSP SEX ASSAULT	19
NVCLARKSO	Clark County Detention Center	DOM BATTERY BY STRANGULATION	129
NVCLARKSO	Clark County Detention Center	DOMESTIC BATTERY E/DW R/SBH	51
NVCLARKSO	Clark County Detention Center	DOMESTIC BATTERY WITH USE OF A DEADLY WE	34
NVCLARKSO	Clark County Detention Center	DOMESTIC BATTERY W/SBH	67
NVCLARKSO	Clark County Detention Center	FTO SEX OFFENDER REG LAWS/REGS. (1ST)	1
NVCLARKSO	Clark County Detention Center	INCEST	81
NVCLARKSO	Clark County Detention Center	KIDNAPPING, 1ST DEGREE, E/SEX	1
NVCLARKSO	Clark County Detention Center	LURE CHILD/MNT-ILL PERS TO ENGAGE IN SEX	1
NVCLARKSO	Clark County Detention Center	MURDER, 1ST DEGREE, SEX ASSAULT/ABUSE CH	1
NVCLARKSO	Clark County Detention Center	PANDERING	2
NVCLARKSO	Clark County Detention Center	PROMO SEX PERFORMANCE OF MINOR, < 14	5
NVCLARKSO	Clark County Detention Center	SEX ACT, ADULT SCHOOL EMP/VOL W/PUPIL, 1	32
NVCLARKSO	Clark County Detention Center	SEX ASSAULT	270
NVCLARKSO	Clark County Detention Center	SEX ASSAULT AGAINST CHILD < 14	464
NVCLARKSO	Clark County Detention Center	SEX ASSAULT AGAINST CHILD < 16	224
NVCLARKSO	Clark County Detention Center	SEX ASSAULT AGAINST CHILD < 16, E/DW	2
NVCLARKSO	Clark County Detention Center	SEX ASSAULT AGAINST CHILD < 16, R/SBH, E	20
NVCLARKSO	Clark County Detention Center	SEX ASSAULT, E/DW	89
NVCLARKSO	Clark County Detention Center	SEX ASSAULT, E/DW,VOP	3

Agency ID	Agency Description	Charge Detail	Registration Count
NVCLARKSO	Clark County Detention Center	SEX ASSAULT, E/VOP	5
NVCLARKSO	Clark County Detention Center	SEX ASSAULT, R/SBH	10
NVCLARKSO	Clark County Detention Center	SEX ASSAULT, R/SBH, E/DW	19
NVCLARKSO	Clark County Detention Center	SEX ASSAULT, R/SBH, E/VOP	6
NVCLARKSO	Clark County Detention Center	SEX TRAFFICKING OF ADULT	11
NVCLARKSO	Clark County Detention Center	SEX TRAFFICKING OF CHILD UNDER 16	1
NVCLARKSO	Clark County Detention Center	SEXUAL ASSAULT -VICTIM UNDER 14	14
NVCLARKSO	Clark County Detention Center	SEXUAL ASSAULT VICTIM UNDER 16	12
NVCLARKSO	Clark County Detention Center	STATUTORY SEX SEDUCTION BY PERS, 21+	6
NVCLARKSO	Clark County Detention Center	STATUTORY SEXUAL SEDUCTION	18
NVCLARKSO	Clark County Detention Center	USE/PERMIT MINOR AGE 14+ AS SUBJ OF SEX	4
NVCLARKSO	Clark County Detention Center	VIOL DOM VIOLENCE EPO	6
NVCLARKSO	Clark County Detention Center	VIOL DOM VIOLENCE TPO	20
NVCLARKSO	Clark County Detention Center	VIOL MAJ COND OF SEX OFFENDER LIFETIME S	1
NVDOUGLASSO	Douglas County Sheriff	DOMESTIC BATTERY	12
NVDOUGLASSO	Douglas County Sheriff	SEXUAL ASSAULT VICTIM UNDER 16	15
NVELKOSO	Elko County Sheriff	NONFRC SEX ASSAULT, STAT RAPE	1
NVELKOSO	Elko County Sheriff	PROTECTION ORDER VIOLATION	5
NVEUREKASO	Eureka County Sheriff	BATTERY/DOMESTIC VIOLENCE	1
NVEUREKASO	Eureka County Sheriff	DOM BATTERY, 2ND	7
NVEUREKASO	Eureka County Sheriff	DOM BATTERY BY STRANGULATION	7
NVHUMBOLDTSDO	Humboldt County Sheriff	ACTS WHICH CONSTITUTE DOMESTIC VIOLENCE	3
NVHUMBOLDTSDO	Humboldt County Sheriff	BATTERY DOMESTIC VIOLENCE 1 PRIOR IN 7 YEARS	1
NVHUMBOLDTSDO	Humboldt County Sheriff	BATTERY DOMESTIC VIOLENCE 2 WITHIN 7 YEARS	1
NVHUMBOLDTSDO	Humboldt County Sheriff	DOM BATTERY, 1ST	1
NVHUMBOLDTSDO	Humboldt County Sheriff	DOM BATTERY BY STRANGULATION	1
NVHUMBOLDTSDO	Humboldt County Sheriff	VIOLATION OF TEMPORARY PROTECTIVE ORDER	1
NVLANDERSO	Lander County Sheriff	AGGRAVATED STALKING	3
NVLYONSO	Lyon County Sheriff	FORCE SEX ASSAULT, FONDLING	2
NVLYONSO	Lyon County Sheriff	FORCE SEX ASSAULT, RAPE	7
NVLYONSO	Lyon County Sheriff	PROTECTION ORDER VIOLATION	17
NVMESQUITEPD	Mesquite Police Department	DOMESTIC BATTERY/SIMPLE	7
NVDOC	Nevada Department Of Corrections	AGGRAVATED STALKING	62
NVDOC	Nevada Department Of Corrections	AGGREGATE (SEX)	3
NVDOC	Nevada Department Of Corrections	ATT BATT DOMESTIC VIOLENCE 3RD OFFENSE	5
NVDOC	Nevada Department Of Corrections	ATT CHILD ABUSE CAUSING SUBST HARM	1
NVDOC	Nevada Department Of Corrections	ATT ELDER EXPLOITATION	1
NVDOC	Nevada Department Of Corrections	ATTEMPT BATTERY BY STRANGULATION	4
NVDOC	Nevada Department Of Corrections	ATT FAIL CHANGE ADDRESS/REGISTER SEX OFF	10
NVDOC	Nevada Department Of Corrections	ATT INCEST	1
NVDOC	Nevada Department Of Corrections	ATT LEWDNESS W/ A MINOR	334
NVDOC	Nevada Department Of Corrections	ATT LIVING FROM EARNING OF PROSTITUTE	9
NVDOC	Nevada Department Of Corrections	ATT POSS VS PRSNT DPCT SEX CND PRS U/16	6
NVDOC	Nevada Department Of Corrections	ATTPT BATTERY DOMESTIC VIO BY STRNGULTION	3
NVDOC	Nevada Department Of Corrections	ATT SEX ASSLT, VICT UND 16, SBH	9
NVDOC	Nevada Department Of Corrections	ATT SEXUAL ASSAULT	127
NVDOC	Nevada Department Of Corrections	ATT SEXUAL ASSAULT, SBH	23
NVDOC	Nevada Department Of Corrections	ATT SEXUAL ASSAULT, VICT UND 16	182
NVDOC	Nevada Department Of Corrections	ATT STATUTORY SEXUAL SEDUCTION	11
NVDOC	Nevada Department Of Corrections	ATT USE OF CHILD PRODUCING PORNOGRAPHY	12
NVDOC	Nevada Department Of Corrections	BATT BY STRANGULATION TO COMMT SEX ASSLT	3
NVDOC	Nevada Department Of Corrections	BATT DOMESTIC VIOLENCE W/ DEADLY WEAPON	44
NVDOC	Nevada Department Of Corrections	BATTERY BY STRANGULATION	78
NVDOC	Nevada Department Of Corrections	BATTERY/DOMESTIC VIOLENCE SBH	113
NVDOC	Nevada Department Of Corrections	BATTERY DOMESTIC VIOLENCE W/UDW & W/SBH	15
NVDOC	Nevada Department Of Corrections	BATTERY WITC SEX ASSAULT SUBST HARM	8
NVDOC	Nevada Department Of Corrections	BATT W/ INTENT TO COMMIT SEXUAL ASSAULT	19

Agency ID	Agency Description	Charge Detail	Registration Count
NVDOC	Nevada Department Of Corrections	BATT WITC SEX ASSAULT VICT UND 16	8
NVDOC	Nevada Department Of Corrections	COERCION SEXUALLY MOTIVATED	76
NVDOC	Nevada Department Of Corrections	CONSPIRACY TO COMMIT SEXUAL ASSAULT	9
NVDOC	Nevada Department Of Corrections	DOMESTIC BATTERY 3RD OFF	183
NVDOC	Nevada Department Of Corrections	DOMESTIC BATTERY BY STRANGULATION	133
NVDOC	Nevada Department Of Corrections	ELDER ABUSE W/ SBH	11
NVDOC	Nevada Department Of Corrections	EXPLOITATION OLDER PERSON OVER \$5000	10
NVDOC	Nevada Department Of Corrections	FAIL TO CHANGE ADDRESS/SEX OFFENDER	50
NVDOC	Nevada Department Of Corrections	FAIL TO REGISTER/SEX OFFENDER	24
NVDOC	Nevada Department Of Corrections	INCEST	7
NVDOC	Nevada Department Of Corrections	LEWDNESS W/ A MINOR	944
NVDOC	Nevada Department Of Corrections	PANDERING	45
NVDOC	Nevada Department Of Corrections	PANDERING OF CHILD	7
NVDOC	Nevada Department Of Corrections	PANDERING W/ VIOLENCE	12
NVDOC	Nevada Department Of Corrections	PLACING PERSON IN HOUSE OF PROSTITUTION	4
NVDOC	Nevada Department Of Corrections	PROMOTION OF SEXUAL PERFORMANCE BY MINOR	7
NVDOC	Nevada Department Of Corrections	SEX ASSAULT VICT UND 16 SUBST HARM	3
NVDOC	Nevada Department Of Corrections	SEX OFF/FAIL TO COMPLETE ANNUAL VERIF	2
NVDOC	Nevada Department Of Corrections	SEX OFF PROVIDING FALSE/MISLEADING INFO	1
NVDOC	Nevada Department Of Corrections	SEXUAL ABUSE OF CHILD	13
NVDOC	Nevada Department Of Corrections	SEXUAL ASSAULT	545
NVDOC	Nevada Department Of Corrections	SEXUAL ASSAULT, SBH	10
NVDOC	Nevada Department Of Corrections	SEXUAL ASSAULT, UDW	4
NVDOC	Nevada Department Of Corrections	SEXUAL ASSAULT VICT UNDER 16	446
NVDOC	Nevada Department Of Corrections	SEXUAL ASSAULT; VICT UNDER 16	2
NVDOC	Nevada Department Of Corrections	SEXUAL CONDUCT BY SCHOOL EMPY/TEACHER	11
NVDOC	Nevada Department Of Corrections	SEXUAL PENETRATION OF DEAD BODY	1
NVDOC	Nevada Department Of Corrections	STATUTORY SEXUAL SEDUCTION	104
NVDOC	Nevada Department Of Corrections	TRANSPORTING PROSTITUTE W/VIO	2
NVDOC	Nevada Department Of Corrections	UNLWFUL POSS OF SCANNING DVC OR RE-ENCDR	2
NVDOC	Nevada Department Of Corrections	USE OF MINOR IN PRODUCING PORNOGRAPHY	114
NVDOC	Nevada Department Of Corrections	VICTIM OVER 65 ENHANCEMENT	119
NVDOC	Nevada Department Of Corrections	VIOLATING AN EXTENDED PROTECTION ORDER	23
NVDOC	Nevada Department Of Corrections	VOLUNTARY SEX W/ A PRISONER	2
NVNYESO	Nye County Sheriff	PROTECTION ORDER VIOLATION	5
NVPERSHINGSO	Pershing County Sheriff	SEX OFF FAIL TO PROVIDE ANNUAL VERIFICAT	2
NVPERSHINGSO	Pershing County Sheriff	SEXUAL ASSAULT W/NO SUBSTANTIAL BODILY H	2
NVWASHOESO	Washoe County Sheriff	AGGR STALKING	7
NVWASHOESO	Washoe County Sheriff	ASSAULT ON PROTECTED PERS	1
NVWASHOESO	Washoe County Sheriff	ATT SEX ASSLT	3
NVWASHOESO	Washoe County Sheriff	ATT SEX ASSLT AGAINST CHILD UNDER 14	2
NVWASHOESO	Washoe County Sheriff	ATT VIOL STALKING/HARASSMENT EPO	3
NVWASHOESO	Washoe County Sheriff	BATTERY BY STRANGULATION	4
NVWASHOESO	Washoe County Sheriff	BATTERY ON PROTECTED PERS	23
NVWASHOESO	Washoe County Sheriff	BATTERY ON PROTECTED PERS, R/SBH	2
NVWASHOESO	Washoe County Sheriff	BATTERY TO COMMIT SEX ASSLT, VICTIM 16+	13
NVWASHOESO	Washoe County Sheriff	COERC W/FORCE OR THREAT OF FORCE	13
NVWASHOESO	Washoe County Sheriff	COERC W/FORCE OR THREAT OF FORCE, E/SEX	1
NVWASHOESO	Washoe County Sheriff	DOM BATTERY, 1ST	175
NVWASHOESO	Washoe County Sheriff	DOM BATTERY, (1ST)	8
NVWASHOESO	Washoe County Sheriff	DOM BATTERY, 1ST, E/VOP	1
NVWASHOESO	Washoe County Sheriff	DOM BATTERY, 2ND	52
NVWASHOESO	Washoe County Sheriff	DOM BATTERY, (2ND)	4
NVWASHOESO	Washoe County Sheriff	DOM BATTERY, 3+	28
NVWASHOESO	Washoe County Sheriff	DOM BATTERY, 3+, E/VOP	1
NVWASHOESO	Washoe County Sheriff	DOM BATTERY BY STRANGULATION	43
NVWASHOESO	Washoe County Sheriff	DOMESTIC BATTERY E/DW, R/SBH	7

Agency ID	Agency Description	Charge Detail	Registration Count
NVWASHOESO	Washoe County Sheriff	DOMESTIC BATTERY WITH SUBSTANTIAL BODILY HARM	14
NVWASHOESO	Washoe County Sheriff	DOMESTIC BATTERY WITH USE OF A DEADLY WEAPON	14
NVWASHOESO	Washoe County Sheriff	LEWDNESS W/CHILD UNDER 14,1ST	28
NVWASHOESO	Washoe County Sheriff	POSS VISUAL PORN OF PERS < 16, (1ST)	10
NVWASHOESO	Washoe County Sheriff	POSS VISUAL PORN OF PERS < 16, (2+)	1
NVWASHOESO	Washoe County Sheriff	PROMO SEX PERFORMANCE OF MINOR, < 14	6
NVWASHOESO	Washoe County Sheriff	PROMO SEX PERFORMANCE OF MINOR, 14+	2
NVWASHOESO	Washoe County Sheriff	SEX ASSLT	32
NVWASHOESO	Washoe County Sheriff	SEX ASSLT AGAINST CHILD < 14	29
NVWASHOESO	Washoe County Sheriff	SEX ASSLT AGAINST CHILD < 16	7
NVWASHOESO	Washoe County Sheriff	STALKING, (1ST)	15
NVWASHOESO	Washoe County Sheriff	STALKING, USE I-NET/ELEC COMM	2
NVWASHOESO	Washoe County Sheriff	USE/PERMIT MINOR, < 14, TO PROD PORN	7
NVWASHOESO	Washoe County Sheriff	VIOL STALKING/HARASSMENT EPO	5
NVWASHOESO	Washoe County Sheriff	VIOL STALKING/HARASSMENT TPO	1
NVWHITEPINESO	White Pine County Sheriff	NRS 179D.550 SEX OFFENDER FAILED-ANNUAL	3
NVWHITEPINESO	White Pine County Sheriff	NRS 200.366 SEXUAL ASSAULT	5
NVWHITEPINESO	White Pine County Sheriff	NRS 200.368 STATUTORY SEXUAL SEDUCTION	1
NVWHITEPINESO	White Pine County Sheriff	NRS 200.4812B DOMESTIC BATTERY W SUBSTAN	2
NVWHITEPINESO	White Pine County Sheriff	NRS 200.4812 DOMESTIC BATTERY # 1	10
NVWHITEPINESO	White Pine County Sheriff	NRS 200.485 BATTERY/DOMESTIC VIOLENCE	7
NVWHITEPINESO	White Pine County Sheriff	NRS 33.018 ACTS OF DOMESTIC VIOLENCE	21
			6711

Statewide Nevada Summary

Month:

Feb-18

Registrations on Offenders with VAWA Charges	6820
Total Active Registrations for the State of Nevada	14165
Percentage of Statewide Program	48%

Detail

Registration Summary by Agency

Agency ID	Agency Description	Charge Detail	Registration Count
NVCHURCHILLSO	Churchill County Sheriff	DOMESTIC BATTERY/SIMPLE	30
NVCLARKSO	Clark County Detention Center	ADV/SOLICIT TO PROMO DISTR IMIT C/S (1ST	2
NVCLARKSO	Clark County Detention Center	ATTEMPTED DOMESTIC BATTERY BY STRANGULAT	1
NVCLARKSO	Clark County Detention Center	ATT FTO SEX OFFENDER REG LAWS/REGS, (1ST	8
NVCLARKSO	Clark County Detention Center	ATT SEX ASSAULT	11
NVCLARKSO	Clark County Detention Center	ATT SEX ASSAULT AGAINST CHILD < 16	4
NVCLARKSO	Clark County Detention Center	ATT SEX ASSAULT AGAINST CHILD UNDER 14	35
NVCLARKSO	Clark County Detention Center	ATT VIOL STALKING/HARASSMENT EPO	10
NVCLARKSO	Clark County Detention Center	BATTERY BY STRANGULATION	10
NVCLARKSO	Clark County Detention Center	BATTERY BY STRANGULATION TO COMMIT SEXUA	15
NVCLARKSO	Clark County Detention Center	BATTERY/DOMESTIC VIOLENCE	2
NVCLARKSO	Clark County Detention Center	BATTERY TO COMMIT SEX ASSAULT, R/SBH	14
NVCLARKSO	Clark County Detention Center	BATTERY TO COMMIT SEX ASSAULT, VICTIM <	1
NVCLARKSO	Clark County Detention Center	BATTERY TO COMMIT SEX ASSAULT, VICTIM 16	60
NVCLARKSO	Clark County Detention Center	BATT W/INTENT COMMIT SEX ASSLT VICTIM UN	5
NVCLARKSO	Clark County Detention Center	CHILD SEX ABUSE/EXPLOIT, W/SBMH, CHILD <	106
NVCLARKSO	Clark County Detention Center	COERC W/FORCE OR THREAT OF FORCE, E/SEX	19
NVCLARKSO	Clark County Detention Center	CONSPIRACY DOMESTIC BATTERY	8
NVCLARKSO	Clark County Detention Center	CONSPIRE TO COMMIT SEX TRAFFICKING	1
NVCLARKSO	Clark County Detention Center	CONSP SEX ASSAULT	19
NVCLARKSO	Clark County Detention Center	DOM BATTERY BY STRANGULATION	114
NVCLARKSO	Clark County Detention Center	DOMESTIC BATTERY E/DW R/SBH	55
NVCLARKSO	Clark County Detention Center	DOMESTIC BATTERY WITH USE OF A DEADLY WE	9
NVCLARKSO	Clark County Detention Center	DOMESTIC BATTERY W/SBH	70
NVCLARKSO	Clark County Detention Center	FTO SEX OFFENDER REG LAWS/REGS. (1ST)	5
NVCLARKSO	Clark County Detention Center	INCEST	72
NVCLARKSO	Clark County Detention Center	KIDNAPPING, 1ST DEGREE, E/SEX	1
NVCLARKSO	Clark County Detention Center	LURE CHILD/MNT-ILL PERS TO ENGAGE IN SEX	1
NVCLARKSO	Clark County Detention Center	MURDER, 1ST DEGREE, SEX ASSAULT/ABUSE CH	1
NVCLARKSO	Clark County Detention Center	PANDERING	2
NVCLARKSO	Clark County Detention Center	PROMO SEX PERFORMANCE OF MINOR, < 14	5
NVCLARKSO	Clark County Detention Center	SEX ASSAULT	262
NVCLARKSO	Clark County Detention Center	SEX ASSAULT AGAINST CHILD < 14	481
NVCLARKSO	Clark County Detention Center	SEX ASSAULT AGAINST CHILD < 16	222
NVCLARKSO	Clark County Detention Center	SEX ASSAULT AGAINST CHILD < 16, E/DW	2
NVCLARKSO	Clark County Detention Center	SEX ASSAULT AGAINST CHILD < 16, R/SBH, E	20
NVCLARKSO	Clark County Detention Center	SEX ASSAULT, E/DW	89
NVCLARKSO	Clark County Detention Center	SEX ASSAULT, E/DW,VOP	3
NVCLARKSO	Clark County Detention Center	SEX ASSAULT, E/VOP	5
NVCLARKSO	Clark County Detention Center	SEX ASSAULT, R/SBH	10

Agency ID	Agency Description	Charge Detail	Registration Count
NVCLARKSO	Clark County Detention Center	SEX ASSAULT, R/SBH, E/DW	19
NVCLARKSO	Clark County Detention Center	SEX ASSAULT, R/SBH, E/VOF	6
NVCLARKSO	Clark County Detention Center	SEX TRAFFICKING OF ADULT	11
NVCLARKSO	Clark County Detention Center	SEX TRAFFICKING OF CHILD UNDER 16	1
NVCLARKSO	Clark County Detention Center	SEXUAL ASSAULT -VICTIM UNDER 14	14
NVCLARKSO	Clark County Detention Center	SEXUAL ASSAULT VICTIM UNDER 16	12
NVCLARKSO	Clark County Detention Center	STATUTORY SEX SEDUCTION BY PERS, 21+	6
NVCLARKSO	Clark County Detention Center	STATUTORY SEXUAL SEDUCTION	18
NVCLARKSO	Clark County Detention Center	VIOL DOM VIOLENCE EPO	6
NVCLARKSO	Clark County Detention Center	VIOL DOM VIOLENCE TPO	21
NVCLARKSO	Clark County Detention Center	VIOL MAJ COND OF SEX OFFENDER LIFETIME S	1
NVCLARKSO	Clark County Detention Center	VOLUNTARY SEX CONDUCT W/PRISONER	1
NVDOC	Nevada Department Of Corrections	AGGRAVATED STALKING	61
NVDOC	Nevada Department Of Corrections	AGGREGATE (SEX)	3
NVDOC	Nevada Department Of Corrections	ATT BATT DOMESTIC VIOLENCE 3RD OFFENSE	5
NVDOC	Nevada Department Of Corrections	ATT CHILD ABUSE CAUSING SUBST HARM	1
NVDOC	Nevada Department Of Corrections	ATT ELDER EXPLOITATION	1
NVDOC	Nevada Department Of Corrections	ATTEMPT BATTERY BY STRANGULATION	4
NVDOC	Nevada Department Of Corrections	ATT FAIL CHANGE ADDRESS/REGISTER SEX OFF	10
NVDOC	Nevada Department Of Corrections	ATT INCEST	1
NVDOC	Nevada Department Of Corrections	ATT LEWDNESS W/ A MINOR	351
NVDOC	Nevada Department Of Corrections	ATT LIVING FROM EARNING OF PROSTITUTE	11
NVDOC	Nevada Department Of Corrections	ATT POSS VS PRSNT DPCT SEX CND PRS U/16	6
NVDOC	Nevada Department Of Corrections	ATTPT BATTERY DOMESTIC VIO BY STRNGULTION	3
NVDOC	Nevada Department Of Corrections	ATT SEX ASSLT, VICT UND 16, SBH	9
NVDOC	Nevada Department Of Corrections	ATT SEXUAL ASSAULT	128
NVDOC	Nevada Department Of Corrections	ATT SEXUAL ASSAULT, SBH	23
NVDOC	Nevada Department Of Corrections	ATT SEXUAL ASSAULT, VICT UND 16	193
NVDOC	Nevada Department Of Corrections	ATT STATUTORY SEXUAL SEDUCTION	11
NVDOC	Nevada Department Of Corrections	ATT USE OF CHILD PRODUCING PORNOGRAPHY	12
NVDOC	Nevada Department Of Corrections	ATT VIOL STALKING/HARASSMENT EPO	4
NVDOC	Nevada Department Of Corrections	BATT BY STRANGULATION TO COMMT SEX ASSLT	3
NVDOC	Nevada Department Of Corrections	BATT DOMESTIC VIOLENCE W/ DEADLY WEAPON	44
NVDOC	Nevada Department Of Corrections	BATTERY BY STRANGULATION	70
NVDOC	Nevada Department Of Corrections	BATTERY/DOMESTIC VIOLENCE SBH	121
NVDOC	Nevada Department Of Corrections	BATTERY DOMESTIC VIOLENCE W/UDW & W/SBH	15
NVDOC	Nevada Department Of Corrections	BATTERY WITC SEX ASSAULT SUBST HARM	8
NVDOC	Nevada Department Of Corrections	BATT W/ INTENT TO COMMIT SEXUAL ASSAULT	19
NVDOC	Nevada Department Of Corrections	BATT WITC SEX ASSAULT VICT UND 16	8
NVDOC	Nevada Department Of Corrections	COERCION SEXUALLY MOTIVATED	78
NVDOC	Nevada Department Of Corrections	CONSPIRACY TO COMMIT SEXUAL ASSAULT	9
NVDOC	Nevada Department Of Corrections	DOMESTIC BATTERY 3RD OFF	187
NVDOC	Nevada Department Of Corrections	DOMESTIC BATTERY BY STRANGULATION	133
NVDOC	Nevada Department Of Corrections	ELDER ABUSE W/ SBH	11
NVDOC	Nevada Department Of Corrections	EXPLOITATION OLDER PERSON OVER \$5000	10
NVDOC	Nevada Department Of Corrections	FAIL TO CHANGE ADDRESS/SEX OFFENDER	48
NVDOC	Nevada Department Of Corrections	FAIL TO REGISTER/SEX OFFENDER	24
NVDOC	Nevada Department Of Corrections	INCEST	7
NVDOC	Nevada Department Of Corrections	LEWDNESS W/ A MINOR	955
NVDOC	Nevada Department Of Corrections	PANDERING	45
NVDOC	Nevada Department Of Corrections	PANDERING OF CHILD	7
NVDOC	Nevada Department Of Corrections	PANDERING W/ VIOLENCE	14
NVDOC	Nevada Department Of Corrections	PLACING PERSON IN HOUSE OF PROSTITUTION	4
NVDOC	Nevada Department Of Corrections	PROMOTION OF SEXUAL PERFORMANCE BY MINOR	7
NVDOC	Nevada Department Of Corrections	SEX ASSAULT VICT UND 16 SUBST HARM	3
NVDOC	Nevada Department Of Corrections	SEX OFF/FAIL TO COMPLETE ANNUAL VERIF	2
NVDOC	Nevada Department Of Corrections	SEX OFF PROVIDING FALSE/MISLEADING INFO	1

Agency ID	Agency Description	Charge Detail	Registration Count
NVDOC	Nevada Department Of Corrections	SEXUAL ABUSE OF CHILD	13
NVDOC	Nevada Department Of Corrections	SEXUAL ASSAULT	555
NVDOC	Nevada Department Of Corrections	SEXUAL ASSAULT, SBH	17
NVDOC	Nevada Department Of Corrections	SEXUAL ASSAULT, UDW	4
NVDOC	Nevada Department Of Corrections	SEXUAL ASSAULT VICT UNDER 16	479
NVDOC	Nevada Department Of Corrections	SEXUAL ASSAULT; VICT UNDER 16	2
NVDOC	Nevada Department Of Corrections	SEXUAL CONDUCT BY SCHOOL EMPLOY/TEACHER	11
NVDOC	Nevada Department Of Corrections	STATUTORY SEXUAL SEDUCTION	103
NVDOC	Nevada Department Of Corrections	TRANSPORTING PROSTITUTE W/WIO	2
NVDOC	Nevada Department Of Corrections	UNLAWFUL POSS OF SCANNING DVC OR RE-ENCDR	2
NVDOC	Nevada Department Of Corrections	USE OF MINOR IN PRODUCING PORNOGRAPHY	116
NVDOC	Nevada Department Of Corrections	VICTIM OVER 65 ENHANCEMENT	121
NVDOC	Nevada Department Of Corrections	VIOLATING AN EXTENDED PROTECTION ORDER	24
NVDOC	Nevada Department Of Corrections	VOLUNTARY SEX W/ A PRISONER	2
NVDOUGLASSO	Douglas County Sheriff	DOMESTIC BATTERY	15
NVDOUGLASSO	Douglas County Sheriff	SEXUAL ASSAULT VICTIM UNDER 16	15
NVDOUGLASSO	Douglas County Sheriff	THREATS/HARRASSMENT	1
NVELKOSO	Elko County Sheriff	NONFRC SEX ASSAULT, STAT RAPE	2
NVELKOSO	Elko County Sheriff	PROTECTION ORDER VIOLATION	6
NVEUREKASO	Eureka County Sheriff	BATTERY/DOMESTIC VIOLENCE	1
NVEUREKASO	Eureka County Sheriff	DOM BATTERY, 2ND	7
NVEUREKASO	Eureka County Sheriff	DOM BATTERY BY STRANGULATION	7
NVHUMBOLDTSDO	Humboldt County Sheriff	ACTS WHICH CONSTITUTE DOMESTIC VIOLENCE	3
NVHUMBOLDTSDO	Humboldt County Sheriff	BATTERY DOMESTIC VIOLENCE 1 PRIOR IN 7 YEARS	1
NVHUMBOLDTSDO	Humboldt County Sheriff	BATTERY DOMESTIC VIOLENCE 2 WITHIN 7 YEARS	1
NVHUMBOLDTSDO	Humboldt County Sheriff	DOM BATTERY, 1ST	2
NVHUMBOLDTSDO	Humboldt County Sheriff	DOM BATTERY BY STRANGULATION	1
NVLANDERSO	Lander County Sheriff	AGGRAVATED STALKING	3
NVLYONSO	Lyon County Sheriff	FORCE SEX ASSAULT, FONDLING	2
NVLYONSO	Lyon County Sheriff	FORCE SEX ASSAULT, RAPE	16
NVLYONSO	Lyon County Sheriff	NONFRC SEX ASSAULT, STAT RAPE	9
NVLYONSO	Lyon County Sheriff	PROTECTION ORDER VIOLATION	20
NVMESQUITEPD	Mesquite Police Department	DOMESTIC BATTERY/SIMPLE	7
NVNYESO	Nye County Sheriff	PROTECTION ORDER VIOLATION	5
NVPERSHINGSO	Pershing County Sheriff	SEXUAL ASSAULT W/NO SUBSTANTIAL BODILY H	1
NVWASHOESO	Washoe County Sheriff	AGGR STALKING	11
NVWASHOESO	Washoe County Sheriff	ASSAULT ON PROTECTED PERS, W/DW	1
NVWASHOESO	Washoe County Sheriff	ATT SEX ASSLT	3
NVWASHOESO	Washoe County Sheriff	ATT VIOL STALKING/HARASSMENT EPO	4
NVWASHOESO	Washoe County Sheriff	BATTERY BY STRANGULATION	3
NVWASHOESO	Washoe County Sheriff	BATTERY ON PROTECTED PERS	23
NVWASHOESO	Washoe County Sheriff	BATTERY ON PROTECTED PERS, R/SBH	3
NVWASHOESO	Washoe County Sheriff	BATTERY ON PROTECTED PERS, R/SBH, E/CG	1
NVWASHOESO	Washoe County Sheriff	BATTERY TO COMMIT SEX ASSLT, VICTIM 16+	11
NVWASHOESO	Washoe County Sheriff	COERC W/FORCE OR THREAT OF FORCE	16
NVWASHOESO	Washoe County Sheriff	COERC W/FORCE OR THREAT OF FORCE, E/SEX	1
NVWASHOESO	Washoe County Sheriff	DOM BATTERY, 1ST	192
NVWASHOESO	Washoe County Sheriff	DOM BATTERY, (1ST)	2
NVWASHOESO	Washoe County Sheriff	DOM BATTERY, 1ST, E/POP	3
NVWASHOESO	Washoe County Sheriff	DOM BATTERY, 2ND	56
NVWASHOESO	Washoe County Sheriff	DOM BATTERY, (2ND)	4
NVWASHOESO	Washoe County Sheriff	DOM BATTERY, 3+	32
NVWASHOESO	Washoe County Sheriff	DOM BATTERY BY STRANGULATION	55
NVWASHOESO	Washoe County Sheriff	DOMESTIC BATTERY E/DW, R/SBH	8
NVWASHOESO	Washoe County Sheriff	DOMESTIC BATTERY WITH SUBSTANTIAL BODILY HARM	15
NVWASHOESO	Washoe County Sheriff	DOMESTIC BATTERY WITH USE OF A DEADLY WEAPON	10

Agency ID	Agency Description	Charge Detail	Registration Count
NVWASHOESO	Washoe County Sheriff	EXPLOIT OLD/VULN PERS, \$5K+	1
NVWASHOESO	Washoe County Sheriff	LEWDNESS W/CHILD UNDER 14,1ST	28
NVWASHOESO	Washoe County Sheriff	POSS VISUAL PORN OF PERS < 16, (1ST)	10
NVWASHOESO	Washoe County Sheriff	POSS VISUAL PORN OF PERS < 16, (2+)	1
NVWASHOESO	Washoe County Sheriff	PROMO SEX PERFORMANCE OF MINOR, < 14	6
NVWASHOESO	Washoe County Sheriff	PROMO SEX PERFORMANCE OF MINOR, 14+	2
NVWASHOESO	Washoe County Sheriff	SEX ASSLT	33
NVWASHOESO	Washoe County Sheriff	SEX ASSLT AGAINST CHILD < 14	29
NVWASHOESO	Washoe County Sheriff	SEX ASSLT AGAINST CHILD < 16	8
NVWASHOESO	Washoe County Sheriff	STALKING, (1ST)	19
NVWASHOESO	Washoe County Sheriff	STALKING, USE I-NET/ELEC COMM	2
NVWASHOESO	Washoe County Sheriff	USE/PERMIT MINOR, < 14, TO PROD PORN	7
NVWASHOESO	Washoe County Sheriff	VIOL STALKING/HARASSMENT EPO	6
NVWASHOESO	Washoe County Sheriff	VIOL STALKING/HARASSMENT TPO	4
NVWHITEPINESO	White Pine County Sheriff	NRS 179D.550 SEX OFFENDER FAILED-ANNUAL	3
NVWHITEPINESO	White Pine County Sheriff	NRS 200.366 SEXUAL ASSAULT	5
NVWHITEPINESO	White Pine County Sheriff	NRS 200.4812B DOMESTIC BATTERY W SUBSTAN	3
NVWHITEPINESO	White Pine County Sheriff	NRS 200.4812 DOMESTIC BATTERY # 1	8
NVWHITEPINESO	White Pine County Sheriff	NRS 200.481 DOMESTIC BATTERY # 2	2
NVWHITEPINESO	White Pine County Sheriff	NRS 200.485 BATTERY/DOMESTIC VIOLENCE	15
NVWHITEPINESO	White Pine County Sheriff	NRS 33.018 ACTS OF DOMESTIC VIOLENCE	22

Statewide Nevada Summary

Month:

Mar-18

Registrations on Offenders with VAWA Charges	6845
Total Active Registrations for the State of Nevada	14760
Percentage of Statewide Program	46%

Detail

Registration Summary by Agency

Agency ID	Agency Description	Charge Detail	Registration Count
NVCHURCHILLSO	Churchill County Sheriff	DOMESTIC BATTERY/SIMPLE	27
NVCHURCHILLSO	Churchill County Sheriff	DOMESTIC VIOLENCE/AGG. INJURY	1
NVCHURCHILLSO	Churchill County Sheriff	NONFRC SEX ASLT/STATUTORY RAPE	1
NVCLARKSO	Clark County Detention Center	ATTEMPTED DOMESTIC BATTERY BY STRANGULAT	1
NVCLARKSO	Clark County Detention Center	ATT FTO SEX OFFENDER REG LAWS/REGS, (1ST	8
NVCLARKSO	Clark County Detention Center	ATT SEX ASSAULT	15
NVCLARKSO	Clark County Detention Center	ATT SEX ASSAULT AGAINST CHILD < 16	4
NVCLARKSO	Clark County Detention Center	ATT SEX ASSAULT AGAINST CHILD UNDER 14	8
NVCLARKSO	Clark County Detention Center	ATT VIOL STALKING/HARASSMENT EPO	10
NVCLARKSO	Clark County Detention Center	BATTERY BY STRANGULATION	30
NVCLARKSO	Clark County Detention Center	BATTERY BY STRANGULATION TO COMMIT SEXUA	15
NVCLARKSO	Clark County Detention Center	BATTERY/DOMESTIC VIOLENCE	2
NVCLARKSO	Clark County Detention Center	BATTERY TO COMMIT SEX ASSAULT, R/SBH	14
NVCLARKSO	Clark County Detention Center	BATTERY TO COMMIT SEX ASSAULT, VICTIM <	1
NVCLARKSO	Clark County Detention Center	BATTERY TO COMMIT SEX ASSAULT, VICTIM 16	78
NVCLARKSO	Clark County Detention Center	BATT W/INTENT COMMIT SEX ASSLT VICTIM UN	5
NVCLARKSO	Clark County Detention Center	CHILD SEX ABUSE/EXPLOIT, W/SBMH, CHILD <	106
NVCLARKSO	Clark County Detention Center	COERC W/FORCE OR THREAT OF FORCE, E/SEX	21
NVCLARKSO	Clark County Detention Center	CONSPIRACY DOMESTIC BATTERY	8
NVCLARKSO	Clark County Detention Center	CONSPIRE TO COMMIT SEX TRAFFICKING	1
NVCLARKSO	Clark County Detention Center	CONSP SEX ASSAULT	19
NVCLARKSO	Clark County Detention Center	DOM BATTERY BY STRANGULATION	120
NVCLARKSO	Clark County Detention Center	DOMESTIC BATTERY E/DW R/SBH	64
NVCLARKSO	Clark County Detention Center	DOMESTIC BATTERY WITH USE OF A DEADLY WE	10
NVCLARKSO	Clark County Detention Center	DOMESTIC BATTERY W/SBH	60
NVCLARKSO	Clark County Detention Center	FTO SEX OFFENDER REG LAWS/REGS. (1ST)	5
NVCLARKSO	Clark County Detention Center	INCEST	72
NVCLARKSO	Clark County Detention Center	KIDNAPPING, 1ST DEGREE, E/SEX	1
NVCLARKSO	Clark County Detention Center	LURE CHILD/MNT-ILL PERS TO ENGAGE IN SEX	1
NVCLARKSO	Clark County Detention Center	MURDER, 1ST DEGREE, SEX ASSAULT/ABUSE CH	1
NVCLARKSO	Clark County Detention Center	PANDERING	2
NVCLARKSO	Clark County Detention Center	PROMO SEX PERFORMANCE OF MINOR, < 14	5
NVCLARKSO	Clark County Detention Center	SEX ASSAULT	265
NVCLARKSO	Clark County Detention Center	SEX ASSAULT AGAINST CHILD < 14	434
NVCLARKSO	Clark County Detention Center	SEX ASSAULT AGAINST CHILD < 16	211
NVCLARKSO	Clark County Detention Center	SEX ASSAULT AGAINST CHILD < 16, E/DW	2
NVCLARKSO	Clark County Detention Center	SEX ASSAULT AGAINST CHILD < 16, R/SBH, E	20
NVCLARKSO	Clark County Detention Center	SEX ASSAULT, E/DW	89
NVCLARKSO	Clark County Detention Center	SEX ASSAULT, E/DW,VOP	3
NVCLARKSO	Clark County Detention Center	SEX ASSAULT, E/VOP	5

Agency ID	Agency Description	Charge Detail	Registration Count
NVCLARKSO	Clark County Detention Center	SEX ASSAULT, R/SBH	10
NVCLARKSO	Clark County Detention Center	SEX ASSAULT, R/SBH, E/DW	8
NVCLARKSO	Clark County Detention Center	SEX ASSAULT, R/SBH, E/VOP	6
NVCLARKSO	Clark County Detention Center	SEX TRAFFICKING OF ADULT	13
NVCLARKSO	Clark County Detention Center	SEX TRAFFICKING OF CHILD UNDER 16	1
NVCLARKSO	Clark County Detention Center	SEXUAL ASSAULT -VICTIM UNDER 14	14
NVCLARKSO	Clark County Detention Center	SEXUAL ASSAULT VICTIM UNDER 16	12
NVCLARKSO	Clark County Detention Center	STATUTORY SEX SEDUCTION BY PERS, 21+	6
NVCLARKSO	Clark County Detention Center	STATUTORY SEXUAL SEDUCTION	18
NVCLARKSO	Clark County Detention Center	VIOL DOM VIOLENCE EPO	8
NVCLARKSO	Clark County Detention Center	VIOL DOM VIOLENCE TPO	21
NVCLARKSO	Clark County Detention Center	VIOL MAJ COND OF SEX OFFENDER LIFETIME S	1
NVCLARKSO	Clark County Detention Center	VOLUNTARY SEX CONDUCT BY PRISONER	1
NVDOC	Nevada Department Of Corrections	AGGRAVATED STALKING	62
NVDOC	Nevada Department Of Corrections	AGGREGATE (SEX)	3
NVDOC	Nevada Department Of Corrections	ATT BATT DOMESTIC VIOLENCE 3RD OFFENSE	5
NVDOC	Nevada Department Of Corrections	ATT CHILD ABUSE CAUSING SUBST HARM	1
NVDOC	Nevada Department Of Corrections	ATT ELDER EXPLOITATION	1
NVDOC	Nevada Department Of Corrections	ATTEMPT BATTERY BY STRANGULATION	4
NVDOC	Nevada Department Of Corrections	ATT FAIL CHANGE ADDRESS/REGISTER SEX OFF	9
NVDOC	Nevada Department Of Corrections	ATT INCEST	1
NVDOC	Nevada Department Of Corrections	ATT LEWDNESS W/ A MINOR	372
NVDOC	Nevada Department Of Corrections	ATT LIVING FROM EARNING OF PROSTITUTE	11
NVDOC	Nevada Department Of Corrections	ATT POSS VS PRSNT DPCT SEX CND PRS U/16	6
NVDOC	Nevada Department Of Corrections	ATTPT BATTERY DOMESTIC VIO BY STRNGULTION	3
NVDOC	Nevada Department Of Corrections	ATT SEX ASSLT, VICT UND 16, SBH	9
NVDOC	Nevada Department Of Corrections	ATT SEXUAL ASSAULT	134
NVDOC	Nevada Department Of Corrections	ATT SEXUAL ASSAULT, SBH	24
NVDOC	Nevada Department Of Corrections	ATT SEXUAL ASSAULT, VICT UND 16	200
NVDOC	Nevada Department Of Corrections	ATT STATUTORY SEXUAL SEDUCTION	11
NVDOC	Nevada Department Of Corrections	ATT USE OF CHILD PRODUCING PORNOGRAPHY	12
NVDOC	Nevada Department Of Corrections	ATT VIOL STALKING/HARASSMENT EPO	4
NVDOC	Nevada Department Of Corrections	BATT BY STRANGULATION TO COMMT SEX ASSLT	4
NVDOC	Nevada Department Of Corrections	BATT DOMESTIC VIOLENCE W/ DEADLY WEAPON	45
NVDOC	Nevada Department Of Corrections	BATTERY BY STRANGULATION	65
NVDOC	Nevada Department Of Corrections	BATTERY/DOMESTIC VIOLENCE SBH	127
NVDOC	Nevada Department Of Corrections	BATTERY DOMESTIC VIOLENCE W/UDW & W/SBH	16
NVDOC	Nevada Department Of Corrections	BATTERY WITC SEX ASSAULT SUBST HARM	8
NVDOC	Nevada Department Of Corrections	BATT W/ INTENT TO COMMIT SEXUAL ASSAULT	18
NVDOC	Nevada Department Of Corrections	BATT WITC SEX ASSAULT VICT UND 16	8
NVDOC	Nevada Department Of Corrections	COERCION SEXUALLY MOTIVATED	82
NVDOC	Nevada Department Of Corrections	CONSPIRACY TO COMMIT SEXUAL ASSAULT	9
NVDOC	Nevada Department Of Corrections	DOMESTIC BATTERY 3RD OFF	212
NVDOC	Nevada Department Of Corrections	DOMESTIC BATTERY BY STRANGULATION	141
NVDOC	Nevada Department Of Corrections	ELDER ABUSE W/ SBH	11
NVDOC	Nevada Department Of Corrections	EXPLOITATION OLDER PERSON OVER \$5000	10
NVDOC	Nevada Department Of Corrections	FAIL TO CHANGE ADDRESS/SEX OFFENDER	53
NVDOC	Nevada Department Of Corrections	FAIL TO REGISTER/SEX OFFENDER	24
NVDOC	Nevada Department Of Corrections	INCEST	7
NVDOC	Nevada Department Of Corrections	LEWDNESS W/ A MINOR	968
NVDOC	Nevada Department Of Corrections	PANDERING	48
NVDOC	Nevada Department Of Corrections	PANDERING OF CHILD	7
NVDOC	Nevada Department Of Corrections	PANDERING W/ VIOLENCE	14
NVDOC	Nevada Department Of Corrections	PLACING PERSON IN HOUSE OF PROSTITUTION	4
NVDOC	Nevada Department Of Corrections	PROMOTION OF SEXUAL PERFORMANCE BY MINOR	7
NVDOC	Nevada Department Of Corrections	SEX ASSAULT VICT UND 16 SUBST HARM	3
NVDOC	Nevada Department Of Corrections	SEX OFF/FAIL TO COMPLETE ANNUAL VERIF	2

Agency ID	Agency Description	Charge Detail	Registration Count
NVDOC	Nevada Department Of Corrections	SEX OFF PROVIDING FALSE/MISLEADING INFO	1
NVDOC	Nevada Department Of Corrections	SEXUAL ABUSE OF CHILD	13
NVDOC	Nevada Department Of Corrections	SEXUAL ASSAULT	557
NVDOC	Nevada Department Of Corrections	SEXUAL ASSAULT, SBH	17
NVDOC	Nevada Department Of Corrections	SEXUAL ASSAULT, UDW	4
NVDOC	Nevada Department Of Corrections	SEXUAL ASSAULT VICT UNDER 16	516
NVDOC	Nevada Department Of Corrections	SEXUAL ASSAULT; VICT UNDER 16	2
NVDOC	Nevada Department Of Corrections	SEXUAL CONDUCT BY SCHOOL EMPLOY/TEACHER	11
NVDOC	Nevada Department Of Corrections	STATUTORY SEXUAL SEDUCTION	97
NVDOC	Nevada Department Of Corrections	TRANSPORTING PROSTITUTE W/WIO	2
NVDOC	Nevada Department Of Corrections	UNLAWFUL POSS OF SCANNING DVC OR RE-ENCDR	3
NVDOC	Nevada Department Of Corrections	USE OF MINOR IN PRODUCING PORNOGRAPHY	121
NVDOC	Nevada Department Of Corrections	VICTIM OVER 65 ENHANCEMENT	130
NVDOC	Nevada Department Of Corrections	VIOLATING AN EXTENDED PROTECTION ORDER	24
NVDOC	Nevada Department Of Corrections	VOLUNTARY SEX W/ A PRISONER	2
NVDOUGLASSO	Douglas County Sheriff	DOMESTIC BATTERY	16
NVDOUGLASSO	Douglas County Sheriff	SEXUAL ASSAULT VICTIM UNDER 16	15
NVDOUGLASSO	Douglas County Sheriff	THREATS/HARRASSMENT	1
NVELKOSO	Elko County Sheriff	NONFRC SEX ASSAULT, STAT RAPE	3
NVELKOSO	Elko County Sheriff	PROTECTION ORDER VIOLATION	5
NVEUREKASO	Eureka County Sheriff	BATTERY/DOMESTIC VIOLENCE	1
NVEUREKASO	Eureka County Sheriff	DOM BATTERY, 2ND	7
NVEUREKASO	Eureka County Sheriff	DOM BATTERY BY STRANGULATION	7
NVHUMBOLDT	Humboldt County Sheriff	ACTS WHICH CONSTITUTE DOMESTIC VIOLENCE	5
NVHUMBOLDT	Humboldt County Sheriff	BATTERY/DOMESTIC VIOLENCE	1
NVHUMBOLDT	Humboldt County Sheriff	BATTERY DOMESTIC VIOLENCE 1 PRIOR IN 7 YEARS	1
NVHUMBOLDT	Humboldt County Sheriff	BATTERY DOMESTIC VIOLENCE 2 WITHIN 7 YEARS	1
NVHUMBOLDT	Humboldt County Sheriff	DOM BATTERY, 1ST	2
NVHUMBOLDT	Humboldt County Sheriff	DOM BATTERY, 2ND	2
NVHUMBOLDT	Humboldt County Sheriff	DOM BATTERY BY STRANGULATION	1
NVLANDERSO	Lander County Sheriff	AGGRAVATED STALKING	3
NVLYONSO	Lyon County Sheriff	FORCE SEX ASSAULT, FONDLING	4
NVLYONSO	Lyon County Sheriff	FORCE SEX ASSAULT, RAPE	25
NVLYONSO	Lyon County Sheriff	NONFRC SEX ASSAULT, STAT RAPE	12
NVLYONSO	Lyon County Sheriff	PROTECTION ORDER VIOLATION	38
NVNYESO	Nye County Sheriff	PROTECTION ORDER VIOLATION	5
NVPERSHINGSO	Pershing County Sheriff	SEXUAL ASSAULT W/NO SUBSTANTIAL BODILY H	1
NVWASHOESO	Washoe County Sheriff	AGGR STALKING	9
NVWASHOESO	Washoe County Sheriff	ASSAULT ON PROTECTED PERS	1
NVWASHOESO	Washoe County Sheriff	ASSAULT ON PROTECTED PERS, W/DW	3
NVWASHOESO	Washoe County Sheriff	ATT SEX ASSLT	5
NVWASHOESO	Washoe County Sheriff	ATT SEX ASSLT AGAINST CHILD < 16	1
NVWASHOESO	Washoe County Sheriff	BATTERY BY STRANGULATION	5
NVWASHOESO	Washoe County Sheriff	BATTERY BY STRANGULATION TO COMMIT SEX ASSAULT	3
NVWASHOESO	Washoe County Sheriff	BATTERY ON PROTECTED PERS	19
NVWASHOESO	Washoe County Sheriff	BATTERY ON PROTECTED PERS, R/SBH	4
NVWASHOESO	Washoe County Sheriff	BATTERY ON PROTECTED PERS, R/SBH, E/CG	2
NVWASHOESO	Washoe County Sheriff	BATTERY TO COMMIT SEX ASSLT, VICTIM 16+	16
NVWASHOESO	Washoe County Sheriff	COERC W/FORCE OR THREAT OF FORCE	19
NVWASHOESO	Washoe County Sheriff	COERC W/FORCE OR THREAT OF FORCE, E/SEX	1
NVWASHOESO	Washoe County Sheriff	DOM BATTERY, 1ST	149
NVWASHOESO	Washoe County Sheriff	DOM BATTERY, (1ST)	3
NVWASHOESO	Washoe County Sheriff	DOM BATTERY, 1ST, E/VOP	2
NVWASHOESO	Washoe County Sheriff	DOM BATTERY, 2ND	42
NVWASHOESO	Washoe County Sheriff	DOM BATTERY, 3+	27
NVWASHOESO	Washoe County Sheriff	DOM BATTERY BY STRANGULATION	51
NVWASHOESO	Washoe County Sheriff	DOM BATTERY BY STRANGULATION, E/VOP	3

Agency ID	Agency Description	Charge Detail	Registration Count
NVWASHOESO	Washoe County Sheriff	DOMESTIC BATTERY E/DW, R/SBH	5
NVWASHOESO	Washoe County Sheriff	DOMESTIC BATTERY WITH SUBSTANTIAL BODILY HARM	11
NVWASHOESO	Washoe County Sheriff	DOMESTIC BATTERY WITH USE OF A DEADLY WEAPON	9
NVWASHOESO	Washoe County Sheriff	EXPLOIT OLD/VULN PERS, \$650 - \$5K	1
NVWASHOESO	Washoe County Sheriff	INCEST	1
NVWASHOESO	Washoe County Sheriff	LEWDNESS W/CHILD UNDER 14,1ST	19
NVWASHOESO	Washoe County Sheriff	POSS VISUAL PORN OF PERS < 16, (1ST)	10
NVWASHOESO	Washoe County Sheriff	POSS VISUAL PORN OF PERS < 16, (2+)	1
NVWASHOESO	Washoe County Sheriff	PROMO SEX PERFORMANCE OF MINOR, < 14	6
NVWASHOESO	Washoe County Sheriff	PROMO SEX PERFORMANCE OF MINOR, 14+	2
NVWASHOESO	Washoe County Sheriff	SEX ASSLT	33
NVWASHOESO	Washoe County Sheriff	SEX ASSLT AGAINST CHILD < 14	18
NVWASHOESO	Washoe County Sheriff	SEX ASSLT AGAINST CHILD < 16	6
NVWASHOESO	Washoe County Sheriff	STALKING, (1ST)	15
NVWASHOESO	Washoe County Sheriff	STALKING, USE I-NET/ELEC COMM	2
NVWASHOESO	Washoe County Sheriff	USE/PERMIT MINOR, < 14, TO PROD PORN	7
NVWASHOESO	Washoe County Sheriff	VIOL STALKING/HARASSMENT EPO	3
NVWASHOESO	Washoe County Sheriff	VIOL STALKING/HARASSMENT TPO	10
NVWHITEPINESO	White Pine County Sheriff	NRS 179D.550 SEX OFFENDER FAILED-ANNUAL	3
NVWHITEPINESO	White Pine County Sheriff	NRS 200.366 SEXUAL ASSAULT	5
NVWHITEPINESO	White Pine County Sheriff	NRS 200.4812B DOMESTIC BATTERY W SUBSTAN	3
NVWHITEPINESO	White Pine County Sheriff	NRS 200.4812 DOMESTIC BATTERY # 1	3
NVWHITEPINESO	White Pine County Sheriff	NRS 200.481 DOMESTIC BATTERY # 2	2
NVWHITEPINESO	White Pine County Sheriff	NRS 200.485 BATTERY/DOMESTIC VIOLENCE	2
NVWHITEPINESO	White Pine County Sheriff	NRS 33.018 ACTS OF DOMESTIC VIOLENCE	18
			6845

Statewide Nevada Summary

Month:

Apr-18

Registrations on Offenders with VAWA Charges	6970
Total Active Registrations for the State of Nevada	13955
Percentage of Statewide Program	50%

Detail

Registration Summary by Agency

Agency ID	Agency Description	Charge Detail	Registration Count
NVCHURCHILSO	Churchill County Sheriff	DOMESTIC BATTERY/SIMPLE	12
NVCHURCHILSO	Churchill County Sheriff	NONFRC SEX ASLT/STATUTORY RAPE	1
NVCLARKSO	Clark County Detention Center	ATTEMPTED BATTERY BY STRANGULATION	2
NVCLARKSO	Clark County Detention Center	ATTEMPTED DOMESTIC BATTERY BY STRANGULAT	1
NVCLARKSO	Clark County Detention Center	ATT SEX ASSAULT	16
NVCLARKSO	Clark County Detention Center	ATT SEX ASSAULT AGAINST CHILD < 16	4
NVCLARKSO	Clark County Detention Center	ATT SEX ASSAULT AGAINST CHILD UNDER 14	14
NVCLARKSO	Clark County Detention Center	ATT VIOL STALKING/HARASSMENT EPO	10
NVCLARKSO	Clark County Detention Center	BATTERY BY STRANGULATION	28
NVCLARKSO	Clark County Detention Center	BATTERY BY STRANGULATION TO COMMIT SEXUA	3
NVCLARKSO	Clark County Detention Center	BATTERY/DOMESTIC VIOLENCE	2
NVCLARKSO	Clark County Detention Center	BATTERY TO COMMIT SEX ASSAULT, R/SBH	11
NVCLARKSO	Clark County Detention Center	BATTERY TO COMMIT SEX ASSAULT, VICTIM <	1
NVCLARKSO	Clark County Detention Center	BATTERY TO COMMIT SEX ASSAULT, VICTIM 16	74
NVCLARKSO	Clark County Detention Center	BATT W/INTENT COMMIT SEX ASHLT VICTIM UN	8
NVCLARKSO	Clark County Detention Center	CHILD SEX ABUSE/EXPLOIT, W/SBMH, CHILD <	106
NVCLARKSO	Clark County Detention Center	COERC W/FORCE OR THREAT OF FORCE, E/SEX	13
NVCLARKSO	Clark County Detention Center	CONSPIRACY DOMESTIC BATTERY	8
NVCLARKSO	Clark County Detention Center	CONSPIRE TO COMMIT SEX TRAFFICKING	1
NVCLARKSO	Clark County Detention Center	CONSP SEX ASSAULT	21
NVCLARKSO	Clark County Detention Center	DOM BATTERY BY STRANGULATION	132
NVCLARKSO	Clark County Detention Center	DOMESTIC BATTERY E/DW R/SBH	70
NVCLARKSO	Clark County Detention Center	DOMESTIC BATTERY WITH USE OF A DEADLY WE	15
NVCLARKSO	Clark County Detention Center	DOMESTIC BATTERY W/SBH	65
NVCLARKSO	Clark County Detention Center	FTO SEX OFFENDER REG LAWS/REGS. (1ST)	4
NVCLARKSO	Clark County Detention Center	INCEST	66
NVCLARKSO	Clark County Detention Center	KIDNAPPING, 1ST DEGREE, E/SEX	1
NVCLARKSO	Clark County Detention Center	MURDER, 1ST DEGREE, SEX ASSAULT/ABUSE CH	1
NVCLARKSO	Clark County Detention Center	PANDERING	2
NVCLARKSO	Clark County Detention Center	PROMO SEX PERFORMANCE OF MINOR, < 14	5
NVCLARKSO	Clark County Detention Center	SEX ASSAULT	269
NVCLARKSO	Clark County Detention Center	SEX ASSAULT AGAINST CHILD < 14	449
NVCLARKSO	Clark County Detention Center	SEX ASSAULT AGAINST CHILD < 16	209
NVCLARKSO	Clark County Detention Center	SEX ASSAULT AGAINST CHILD < 16, E/DW	2
NVCLARKSO	Clark County Detention Center	SEX ASSAULT AGAINST CHILD < 16, R/SBH, E	20
NVCLARKSO	Clark County Detention Center	SEX ASSAULT, E/DW	96
NVCLARKSO	Clark County Detention Center	SEX ASSAULT, E/DW,VOP	3
NVCLARKSO	Clark County Detention Center	SEX ASSAULT, E/VOP	5
NVCLARKSO	Clark County Detention Center	SEX ASSAULT, R/SBH	12
NVCLARKSO	Clark County Detention Center	SEX ASSAULT, R/SBH, E/VOP	6

Agency ID	Agency Description	Charge Detail	Registration Count
NVCLARKSO	Clark County Detention Center	SEX TRAFFICKING OF ADULT	13
NVCLARKSO	Clark County Detention Center	SEX TRAFFICKING OF CHILD UNDER 16	1
NVCLARKSO	Clark County Detention Center	SEX TRAFFICKING OF CHILD UNDER 18	3
NVCLARKSO	Clark County Detention Center	SEXUAL ASSAULT -VICTIM UNDER 14	14
NVCLARKSO	Clark County Detention Center	SEXUAL ASSAULT VICTIM UNDER 16	12
NVCLARKSO	Clark County Detention Center	STATUTORY SEX SEDUCTION BY PERS, 21+	6
NVCLARKSO	Clark County Detention Center	STATUTORY SEXUAL SEDUCTION	18
NVCLARKSO	Clark County Detention Center	VIOL DOM VIOLENCE EPO	11
NVCLARKSO	Clark County Detention Center	VIOL DOM VIOLENCE TPO	51
NVCLARKSO	Clark County Detention Center	VIOL MAJ COND OF SEX OFFENDER LIFETIME S	1
NVCLARKSO	Clark County Detention Center	VOLUNTARY SEX CONDUCT BY PRISONER	1
NVDOC	Nevada Department Of Corrections	AGGRAVATED STALKING	60
NVDOC	Nevada Department Of Corrections	AGGREGATE (SEX)	3
NVDOC	Nevada Department Of Corrections	ATT BATT DOMESTIC VIOLENCE 3RD OFFENSE	5
NVDOC	Nevada Department Of Corrections	ATT CHILD ABUSE CAUSING SUBST HARM	1
NVDOC	Nevada Department Of Corrections	ATT ELDER EXPLOITATION	1
NVDOC	Nevada Department Of Corrections	ATTEMPT BATTERY BY STRANGULATION	4
NVDOC	Nevada Department Of Corrections	ATT FAIL CHANGE ADDRESS/REGISTER SEX OFF	9
NVDOC	Nevada Department Of Corrections	ATT INCEST	1
NVDOC	Nevada Department Of Corrections	ATT LEWDNESS W/ A MINOR	366
NVDOC	Nevada Department Of Corrections	ATT LIVING FROM EARNING OF PROSTITUTE	11
NVDOC	Nevada Department Of Corrections	ATT POSS VS PRSNT DPCT SEX CND PRS U/16	6
NVDOC	Nevada Department Of Corrections	ATTPT BATTERY DOMESTIC VIO BY STRNGULTION	3
NVDOC	Nevada Department Of Corrections	ATT SEX ASSLT, VICT UND 16, SBH	9
NVDOC	Nevada Department Of Corrections	ATT SEXUAL ASSAULT	138
NVDOC	Nevada Department Of Corrections	ATT SEXUAL ASSAULT, SBH	27
NVDOC	Nevada Department Of Corrections	ATT SEXUAL ASSAULT, VICT UND 16	204
NVDOC	Nevada Department Of Corrections	ATT STATUTORY SEXUAL SEDUCTION	14
NVDOC	Nevada Department Of Corrections	ATT USE OF CHILD PRODUCING PORNOGRAPHY	12
NVDOC	Nevada Department Of Corrections	ATT VIOL STALKING/HARASSMENT EPO	4
NVDOC	Nevada Department Of Corrections	BATT BY STRANGULATION TO COMMT SEX ASSLT	4
NVDOC	Nevada Department Of Corrections	BATT DOMESTIC VIOLENCE W/ DEADLY WEAPON	50
NVDOC	Nevada Department Of Corrections	BATTERY BY STRANGULATION	65
NVDOC	Nevada Department Of Corrections	BATTERY/DOMESTIC VIOLENCE SBH	142
NVDOC	Nevada Department Of Corrections	BATTERY DOMESTIC VIOLENCE W/UDW & W/SBH	16
NVDOC	Nevada Department Of Corrections	BATTERY W/ITC SEX ASSAULT SUBST HARM	8
NVDOC	Nevada Department Of Corrections	BATT W/ INTENT TO COMMIT SEXUAL ASSAULT	18
NVDOC	Nevada Department Of Corrections	BATT W/ITC SEX ASSAULT VICT UND 16	8
NVDOC	Nevada Department Of Corrections	COERCION SEXUALLY MOTIVATED	91
NVDOC	Nevada Department Of Corrections	CONSPIRACY TO COMMIT SEXUAL ASSAULT	9
NVDOC	Nevada Department Of Corrections	DOMESTIC BATTERY 3RD OFF	230
NVDOC	Nevada Department Of Corrections	DOMESTIC BATTERY BY STRANGULATION	152
NVDOC	Nevada Department Of Corrections	ELDER ABUSE W/ SBH	11
NVDOC	Nevada Department Of Corrections	EXPLOITATION OLDER PERSON OVER \$5000	10
NVDOC	Nevada Department Of Corrections	FAIL TO CHANGE ADDRESS/SEX OFFENDER	61
NVDOC	Nevada Department Of Corrections	FAIL TO REGISTER/SEX OFFENDER	26
NVDOC	Nevada Department Of Corrections	INCEST	7
NVDOC	Nevada Department Of Corrections	LEWDNESS W/ A MINOR	956
NVDOC	Nevada Department Of Corrections	PANDERING	54
NVDOC	Nevada Department Of Corrections	PANDERING OF CHILD	7
NVDOC	Nevada Department Of Corrections	PANDERING W/ VIOLENCE	14
NVDOC	Nevada Department Of Corrections	PLACING PERSON IN HOUSE OF PROSTITUTION	4
NVDOC	Nevada Department Of Corrections	PROMOTION OF SEXUAL PERFORMANCE BY MINOR	7
NVDOC	Nevada Department Of Corrections	SEX ASSAULT VICT UND 16 SUBST HARM	3
NVDOC	Nevada Department Of Corrections	SEX OFF/FAIL TO COMPLETE ANNUAL VERIF	2
NVDOC	Nevada Department Of Corrections	SEX OFF PROVIDING FALSE/MISLEADING INFO	1
NVDOC	Nevada Department Of Corrections	SEXUAL ABUSE OF CHILD	13

Agency ID	Agency Description	Charge Detail	Registration Count
NVDOC	Nevada Department Of Corrections	SEXUAL ASSAULT	584
NVDOC	Nevada Department Of Corrections	SEXUAL ASSAULT, SBH	17
NVDOC	Nevada Department Of Corrections	SEXUAL ASSAULT, UDW	4
NVDOC	Nevada Department Of Corrections	SEXUAL ASSAULT VICT UNDER 16	518
NVDOC	Nevada Department Of Corrections	SEXUAL ASSAULT; VICT UNDER 16	2
NVDOC	Nevada Department Of Corrections	SEXUAL CONDUCT BY SCHOOL EMPLOY/TEACHER	11
NVDOC	Nevada Department Of Corrections	STATUTORY SEXUAL SEDUCTION	100
NVDOC	Nevada Department Of Corrections	TRANSPORTING PROSTITUTE W/VIO	2
NVDOC	Nevada Department Of Corrections	UNLAWFUL POSS OF SCANNING DVC OR RE-ENCDR	3
NVDOC	Nevada Department Of Corrections	USE OF MINOR IN PRODUCING PORNOGRAPHY	125
NVDOC	Nevada Department Of Corrections	VICTIM OVER 65 ENHANCEMENT	134
NVDOC	Nevada Department Of Corrections	VIOLATING AN EXTENDED PROTECTION ORDER	21
NVDOC	Nevada Department Of Corrections	VOLUNTARY SEX W/ A PRISONER	2
NVDOUGLASSO	Douglas County Sheriff	DOMESTIC BATTERY	8
NVDOUGLASSO	Douglas County Sheriff	SEXUAL ASSAULT VICTIM UNDER 16	15
NVDOUGLASSO	Douglas County Sheriff	THREATS/HARRASSMENT	3
NVDOUGLASSO	Douglas County Sheriff	TPO VIOLATION	1
NVELKOSO	Elko County Sheriff	NONFRC SEX ASSAULT, STAT RAPE	3
NVELKOSO	Elko County Sheriff	PROTECTION ORDER VIOLATION	5
NVEUREKASO	Eureka County Sheriff	BATTERY/DOMESTIC VIOLENCE	1
NVEUREKASO	Eureka County Sheriff	DOM BATTERY, 2ND	7
NVEUREKASO	Eureka County Sheriff	DOM BATTERY BY STRANGULATION	7
NVHUMBOLDTSDO	Humboldt County Sheriff	ACTS WHICH CONSTITUTE DOMESTIC VIOLENCE	8
NVHUMBOLDTSDO	Humboldt County Sheriff	BATTERY/DOMESTIC VIOLENCE	1
NVHUMBOLDTSDO	Humboldt County Sheriff	BATTERY DOMESTIC VIOLENCE 1 PRIOR IN 7 YEARS	1
NVHUMBOLDTSDO	Humboldt County Sheriff	BATTERY DOMESTIC VIOLENCE 2 WITHIN 7 YEARS	1
NVHUMBOLDTSDO	Humboldt County Sheriff	DOM BATTERY, 1ST	3
NVHUMBOLDTSDO	Humboldt County Sheriff	DOM BATTERY, 2ND	4
NVHUMBOLDTSDO	Humboldt County Sheriff	DOM BATTERY BY STRANGULATION	1
NVHUMBOLDTSDO	Humboldt County Sheriff	VIOLATION OF TEMPORARY PROTECTIVE ORDER	3
NVLANDERSO	Lander County Sheriff	AGGRAVATED STALKING	3
NVLYONSO	Lyon County Sheriff	FORCE SEX ASSAULT, FONDLING	4
NVLYONSO	Lyon County Sheriff	FORCE SEX ASSAULT, RAPE	25
NVLYONSO	Lyon County Sheriff	NONFRC SEX ASSAULT, STAT RAPE	12
NVLYONSO	Lyon County Sheriff	PROTECTION ORDER VIOLATION	36
NVMESQUITEPD	Mesquite Police Department	FORCE SEX ASLT/RAPE	1
NVNYESO	Nye County Sheriff	PROTECTION ORDER VIOLATION	11
NVPERSHINGSO	Pershing County Sheriff	SEXUAL ASSAULT W/NO SUBSTANTIAL BODILY H	1
NVWASHOESO	Washoe County Sheriff	AGGR STALKING	9
NVWASHOESO	Washoe County Sheriff	ASSAULT ON PROTECTED PERS	1
NVWASHOESO	Washoe County Sheriff	ASSAULT ON PROTECTED PERS, W/DW	3
NVWASHOESO	Washoe County Sheriff	ATT LEWDNESS, CHILD UNDER AGE 14, 1ST	2
NVWASHOESO	Washoe County Sheriff	ATT SEX ASSLT	7
NVWASHOESO	Washoe County Sheriff	ATT SEX ASSLT AGAINST CHILD < 16	2
NVWASHOESO	Washoe County Sheriff	BATTERY BY STRANGULATION	6
NVWASHOESO	Washoe County Sheriff	BATTERY BY STRANGULATION TO COMMIT SEX ASSAULT	3
NVWASHOESO	Washoe County Sheriff	BATTERY ON PROTECTED PERS	15
NVWASHOESO	Washoe County Sheriff	BATTERY ON PROTECTED PERS, R/SBH	4
NVWASHOESO	Washoe County Sheriff	BATTERY TO COMMIT SEX ASSLT, VICTIM < 16	4
NVWASHOESO	Washoe County Sheriff	BATTERY TO COMMIT SEX ASSLT, VICTIM 16+	16
NVWASHOESO	Washoe County Sheriff	COERC W/FORCE OR THREAT OF FORCE	22
NVWASHOESO	Washoe County Sheriff	COERC W/FORCE OR THREAT OF FORCE, E/SEX	9
NVWASHOESO	Washoe County Sheriff	DOM BATTERY, 1ST	118
NVWASHOESO	Washoe County Sheriff	DOM BATTERY, (1ST)	6
NVWASHOESO	Washoe County Sheriff	DOM BATTERY, 1ST, E/VOP	2
NVWASHOESO	Washoe County Sheriff	DOM BATTERY, 2ND	43
NVWASHOESO	Washoe County Sheriff	DOM BATTERY, 3+	25

Agency ID	Agency Description	Charge Detail	Registration Count
NVWASHOESO	Washoe County Sheriff	DOM BATTERY BY STRANGULATION	46
NVWASHOESO	Washoe County Sheriff	DOM BATTERY BY STRANGULATION, E/VOP	3
NVWASHOESO	Washoe County Sheriff	DOMESTIC BATTERY E/DW, R/SBH	2
NVWASHOESO	Washoe County Sheriff	DOMESTIC BATTERY WITH SUBSTANTIAL BODILY HARM	14
NVWASHOESO	Washoe County Sheriff	DOMESTIC BATTERY WITH USE OF A DEADLY WEAPON	10
NVWASHOESO	Washoe County Sheriff	INCEST	1
NVWASHOESO	Washoe County Sheriff	LEWDNESS W/CHILD UNDER 14,1ST	25
NVWASHOESO	Washoe County Sheriff	POSS VISUAL PORN OF PERS < 16, (1ST)	11
NVWASHOESO	Washoe County Sheriff	POSS VISUAL PORN OF PERS < 16, (2+)	1
NVWASHOESO	Washoe County Sheriff	PROMO SEX PERFORMANCE OF MINOR, < 14	6
NVWASHOESO	Washoe County Sheriff	PROMO SEX PERFORMANCE OF MINOR, 14+	2
NVWASHOESO	Washoe County Sheriff	SEX ASSLT	36
NVWASHOESO	Washoe County Sheriff	SEX ASSLT AGAINST CHILD < 14	22
NVWASHOESO	Washoe County Sheriff	SEX ASSLT AGAINST CHILD < 16	6
NVWASHOESO	Washoe County Sheriff	STALKING, (1ST)	13
NVWASHOESO	Washoe County Sheriff	STALKING, USE I-NET/ELEC COMM	1
NVWASHOESO	Washoe County Sheriff	USE/PERMIT MINOR, < 14, TO PROD PORN	7
NVWASHOESO	Washoe County Sheriff	USE/PERMIT MINOR AGE 14+ AS SUBJ OF SEX PORTRAYAL	1
NVWASHOESO	Washoe County Sheriff	VIOL STALKING/HARASSMENT EPO	3
NVWASHOESO	Washoe County Sheriff	VIOL STALKING/HARASSMENT TPO	9
NVWHITEPINESO	White Pine County Sheriff	DOMESTIC BATTERY	2
NVWHITEPINESO	White Pine County Sheriff	NRS 200.366 SEXUAL ASSAULT	5
NVWHITEPINESO	White Pine County Sheriff	NRS 200.4812 DOMESTIC BATTERY # 1	1
NVWHITEPINESO	White Pine County Sheriff	NRS 33.018 ACTS OF DOMESTIC VIOLENCE	12
			6970

Statewide Nevada Summary

Month:

May-18

Registrations on Offenders with VAWA Charges	6953
Total Active Registrations for the State of Nevada	15158
Percentage of Statewide Program	46%

Detail

Registration Summary by Agency

Agency ID	Agency Description	Charge Detail	Registration Count
NVCHURCHILSO	Churchill County Sheriff	DOMESTIC BATTERY/SIMPLE	31
NVCHURCHILSO	Churchill County Sheriff	FORCE SEX ASLT/RAPE	4
NVCHURCHILSO	Churchill County Sheriff	SEX OFFENSE	12
NVCLARKSO	Clark County Detention Center	ATTEMPTED BATTERY BY STRANGULATION	2
NVCLARKSO	Clark County Detention Center	ATTEMPTED DOMESTIC BATTERY BY STRANGULAT	1
NVCLARKSO	Clark County Detention Center	ATT SEX ASSAULT	17
NVCLARKSO	Clark County Detention Center	ATT SEX ASSAULT AGAINST CHILD < 16	4
NVCLARKSO	Clark County Detention Center	ATT SEX ASSAULT AGAINST CHILD UNDER 14	15
NVCLARKSO	Clark County Detention Center	ATT VIOL STALKING/HARASSMENT EPO	10
NVCLARKSO	Clark County Detention Center	BATTERY BY STRANGULATION	28
NVCLARKSO	Clark County Detention Center	BATTERY BY STRANGULATION TO COMMIT SEXUA	2
NVCLARKSO	Clark County Detention Center	BATTERY/DOMESTIC VIOLENCE	2
NVCLARKSO	Clark County Detention Center	BATTERY TO COMMIT SEX ASSAULT, R/SBH	13
NVCLARKSO	Clark County Detention Center	BATTERY TO COMMIT SEX ASSAULT, VICTIM <	1
NVCLARKSO	Clark County Detention Center	BATTERY TO COMMIT SEX ASSAULT, VICTIM 16	60
NVCLARKSO	Clark County Detention Center	BATT W/INTENT COMMIT SEX ASSLT VICTIM UN	8
NVCLARKSO	Clark County Detention Center	CHILD SEX ABUSE/EXPLOIT, W/SBMH, CHILD <	106
NVCLARKSO	Clark County Detention Center	COERC W/FORCE OR THREAT OF FORCE, E/SEX	16
NVCLARKSO	Clark County Detention Center	CONSPIRACY DOMESTIC BATTERY	8
NVCLARKSO	Clark County Detention Center	CONSPIRE TO COMMIT SEX TRAFFICKING	1
NVCLARKSO	Clark County Detention Center	CONSP SEX ASSAULT	21
NVCLARKSO	Clark County Detention Center	DOM BATTERY BY STRANGULATION	133
NVCLARKSO	Clark County Detention Center	DOMESTIC BATTERY E/DW R/SBH	77
NVCLARKSO	Clark County Detention Center	DOMESTIC BATTERY WITH USE OF A DEADLY WE	16
NVCLARKSO	Clark County Detention Center	DOMESTIC BATTERY W/SBH	70
NVCLARKSO	Clark County Detention Center	FTO SEX OFFENDER REG LAWS/REGS. (1ST)	6
NVCLARKSO	Clark County Detention Center	INCEST	66
NVCLARKSO	Clark County Detention Center	KIDNAPPING, 1ST DEGREE, E/SEX	1
NVCLARKSO	Clark County Detention Center	MURDER, 1ST DEGREE, SEX ASSAULT/ABUSE CH	1
NVCLARKSO	Clark County Detention Center	PANDERING	3
NVCLARKSO	Clark County Detention Center	PROMO SEX PERFORMANCE OF MINOR, < 14	5
NVCLARKSO	Clark County Detention Center	SEX ASSAULT	256
NVCLARKSO	Clark County Detention Center	SEX ASSAULT AGAINST CHILD < 14	458
NVCLARKSO	Clark County Detention Center	SEX ASSAULT AGAINST CHILD < 16	209
NVCLARKSO	Clark County Detention Center	SEX ASSAULT AGAINST CHILD < 16, E/DW	2
NVCLARKSO	Clark County Detention Center	SEX ASSAULT AGAINST CHILD < 16, R/SBH, E	20
NVCLARKSO	Clark County Detention Center	SEX ASSAULT, E/DW	103
NVCLARKSO	Clark County Detention Center	SEX ASSAULT, E/DW,VOP	3
NVCLARKSO	Clark County Detention Center	SEX ASSAULT, E/VOP	5
NVCLARKSO	Clark County Detention Center	SEX ASSAULT, R/SBH	12

Agency ID	Agency Description	Charge Detail	Registration Count
NVCLARKSO	Clark County Detention Center	SEX ASSAULT, R/SBH, E/VOP	6
NVCLARKSO	Clark County Detention Center	SEX TRAFFICKING OF ADULT	12
NVCLARKSO	Clark County Detention Center	SEX TRAFFICKING OF ADULT E/DW	6
NVCLARKSO	Clark County Detention Center	SEX TRAFFICKING OF CHILD UNDER 16	1
NVCLARKSO	Clark County Detention Center	SEX TRAFFICKING OF CHILD UNDER 18	3
NVCLARKSO	Clark County Detention Center	SEXUAL ASSAULT -VICTIM UNDER 14	14
NVCLARKSO	Clark County Detention Center	SEXUAL ASSAULT VICTIM UNDER 16	12
NVCLARKSO	Clark County Detention Center	STATUTORY SEX SEDUCTION BY PERS, 21+	6
NVCLARKSO	Clark County Detention Center	STATUTORY SEXUAL SEDUCTION	18
NVCLARKSO	Clark County Detention Center	VIOL DOM VIOLENCE EPO	4
NVCLARKSO	Clark County Detention Center	VIOL DOM VIOLENCE TPO	32
NVCLARKSO	Clark County Detention Center	VIOL MAJ COND OF SEX OFFENDER LIFETIME S	8
NVDOC	Nevada Department Of Corrections	AGGRAVATED STALKING	61
NVDOC	Nevada Department Of Corrections	AGGREGATE (SEX)	3
NVDOC	Nevada Department Of Corrections	ATT BATT DOMESTIC VIOLENCE 3RD OFFENSE	5
NVDOC	Nevada Department Of Corrections	ATT CHILD ABUSE CAUSING SUBST HARM	1
NVDOC	Nevada Department Of Corrections	ATT ELDER EXPLOITATION	1
NVDOC	Nevada Department Of Corrections	ATTEMPT BATTERY BY STRANGULATION	4
NVDOC	Nevada Department Of Corrections	ATT FAIL CHANGE ADDRESS/REGISTER SEX OFF	9
NVDOC	Nevada Department Of Corrections	ATT INCEST	1
NVDOC	Nevada Department Of Corrections	ATT LEWDNESS W/ A MINOR	350
NVDOC	Nevada Department Of Corrections	ATT LIVING FROM EARNING OF PROSTITUTE	8
NVDOC	Nevada Department Of Corrections	ATT POSS VS PRSNT DPCT SEX CND PRS U/16	6
NVDOC	Nevada Department Of Corrections	ATTPT BATTERY DOMESTIC VIO BY STRNGULTION	3
NVDOC	Nevada Department Of Corrections	ATT SEX ASSLT, VICT UND 16, SBH	11
NVDOC	Nevada Department Of Corrections	ATT SEXUAL ASSAULT	124
NVDOC	Nevada Department Of Corrections	ATT SEXUAL ASSAULT, SBH	29
NVDOC	Nevada Department Of Corrections	ATT SEXUAL ASSAULT, VICT UND 16	199
NVDOC	Nevada Department Of Corrections	ATT STATUTORY SEXUAL SEDUCTION	7
NVDOC	Nevada Department Of Corrections	ATT USE OF CHILD PRODUCING PORNOGRAPHY	12
NVDOC	Nevada Department Of Corrections	ATT VIOL STALKING/HARASSMENT EPO	4
NVDOC	Nevada Department Of Corrections	BATT BY STRANGULATION TO COMMT SEX ASSLT	4
NVDOC	Nevada Department Of Corrections	BATT DOMESTIC VIOLENCE W/ DEADLY WEAPON	44
NVDOC	Nevada Department Of Corrections	BATTERY BY STRANGULATION	66
NVDOC	Nevada Department Of Corrections	BATTERY/DOMESTIC VIOLENCE SBH	158
NVDOC	Nevada Department Of Corrections	BATTERY DOMESTIC VIOLENCE W/UDW & W/SBH	17
NVDOC	Nevada Department Of Corrections	BATTERY WITC SEX ASSAULT SUBST HARM	8
NVDOC	Nevada Department Of Corrections	BATT W/ INTENT TO COMMIT SEXUAL ASSAULT	16
NVDOC	Nevada Department Of Corrections	BATT WITC SEX ASSAULT VICT UND 16	8
NVDOC	Nevada Department Of Corrections	COERCION SEXUALLY MOTIVATED	93
NVDOC	Nevada Department Of Corrections	CONSPIRACY TO COMMIT SEXUAL ASSAULT	9
NVDOC	Nevada Department Of Corrections	DOMESTIC BATTERY 3RD OFF	233
NVDOC	Nevada Department Of Corrections	DOMESTIC BATTERY BY STRANGULATION	148
NVDOC	Nevada Department Of Corrections	ELDER ABUSE W/ SBH	11
NVDOC	Nevada Department Of Corrections	EXPLOITATION OLDER PERSON OVER \$5000	12
NVDOC	Nevada Department Of Corrections	FAIL TO CHANGE ADDRESS/SEX OFFENDER	69
NVDOC	Nevada Department Of Corrections	FAIL TO REGISTER/SEX OFFENDER	32
NVDOC	Nevada Department Of Corrections	INCEST	7
NVDOC	Nevada Department Of Corrections	LEWDNESS W/ A MINOR	986
NVDOC	Nevada Department Of Corrections	PANDERING	46
NVDOC	Nevada Department Of Corrections	PANDERING OF CHILD	7
NVDOC	Nevada Department Of Corrections	PANDERING W/ VIOLENCE	14
NVDOC	Nevada Department Of Corrections	PLACING PERSON IN HOUSE OF PROSTITUTION	4
NVDOC	Nevada Department Of Corrections	PROMOTION OF SEXUAL PERFORMANCE BY MINOR	8
NVDOC	Nevada Department Of Corrections	SEX ASSAULT VICT UND 16 SUBST HARM	3
NVDOC	Nevada Department Of Corrections	SEX OFF/FAIL TO COMPLETE ANNUAL VERIF	2
NVDOC	Nevada Department Of Corrections	SEXUAL ABUSE OF CHILD	13

Agency ID	Agency Description	Charge Detail	Registration Count
NVDOC	Nevada Department Of Corrections	SEXUAL ASSAULT	584
NVDOC	Nevada Department Of Corrections	SEXUAL ASSAULT, SBH	17
NVDOC	Nevada Department Of Corrections	SEXUAL ASSAULT, UDW	4
NVDOC	Nevada Department Of Corrections	SEXUAL ASSAULT VICT UNDER 16	525
NVDOC	Nevada Department Of Corrections	SEXUAL ASSAULT; VICT UNDER 16	2
NVDOC	Nevada Department Of Corrections	SEXUAL CONDUCT BY SCHOOL EMPLOY/TEACHER	13
NVDOC	Nevada Department Of Corrections	STATUTORY SEXUAL SEDUCTION	102
NVDOC	Nevada Department Of Corrections	TRANSPORTING PROSTITUTE W/WIO	2
NVDOC	Nevada Department Of Corrections	UNLAWFUL POSS OF SCANNING DVC OR RE-ENCDR	3
NVDOC	Nevada Department Of Corrections	USE OF MINOR IN PRODUCING PORNOGRAPHY	125
NVDOC	Nevada Department Of Corrections	VICTIM OVER 65 ENHANCEMENT	139
NVDOC	Nevada Department Of Corrections	VIOLATING AN EXTENDED PROTECTION ORDER	21
NVDOC	Nevada Department Of Corrections	VOLUNTARY SEX W/ A PRISONER	2
NVDOUGLASSO	Douglas County Sheriff	DOMESTIC BATTERY	9
NVDOUGLASSO	Douglas County Sheriff	SEXUAL ASSAULT VICTIM UNDER 16	15
NVDOUGLASSO	Douglas County Sheriff	THREATS/HARRASSMENT	3
NVELKOSO	Elko County Sheriff	NONFRC SEX ASSAULT, STAT RAPE	3
NVELKOSO	Elko County Sheriff	PROTECTION ORDER VIOLATION	3
NVEUREKASO	Eureka County Sheriff	BATTERY/DOMESTIC VIOLENCE	1
NVEUREKASO	Eureka County Sheriff	DOM BATTERY, 2ND	7
NVEUREKASO	Eureka County Sheriff	DOM BATTERY BY STRANGULATION	7
NVHUMBOLDTSDO	Humboldt County Sheriff	ACTS WHICH CONSTITUTE DOMESTIC VIOLENCE	8
NVHUMBOLDTSDO	Humboldt County Sheriff	BATTERY DOMESTIC VIOLENCE 1 PRIOR IN 7 YEARS	1
NVHUMBOLDTSDO	Humboldt County Sheriff	BATTERY DOMESTIC VIOLENCE 2 WITHIN 7 YEARS	1
NVHUMBOLDTSDO	Humboldt County Sheriff	DOM BATTERY, 1ST	4
NVHUMBOLDTSDO	Humboldt County Sheriff	DOM BATTERY, 2ND	4
NVHUMBOLDTSDO	Humboldt County Sheriff	DOM BATTERY BY STRANGULATION	1
NVHUMBOLDTSDO	Humboldt County Sheriff	VIOLATION OF TEMPORARY PROTECTIVE ORDER	7
NVLANDERSO	Lander County Sheriff	AGGRAVATED STALKING	3
NVLYONSO	Lyon County Sheriff	FORCE SEX ASSAULT, FONDLING	4
NVLYONSO	Lyon County Sheriff	FORCE SEX ASSAULT, RAPE	22
NVLYONSO	Lyon County Sheriff	NONFRC SEX ASSAULT, STAT RAPE	12
NVLYONSO	Lyon County Sheriff	PROTECTION ORDER VIOLATION	33
NVMESQUITEPD	Mesquite Police Department	DOMESTIC BATTERY/SIMPLE	1
NVMESQUITEPD	Mesquite Police Department	FORCE SEX ASLT/RAPE	1
NVNYESO	Nye County Sheriff	PROTECTION ORDER VIOLATION	11
NVPERSHINGSO	Pershing County Sheriff	DOMESTIC BATTERY-1ST OFFENSE	2
NVSTOREYSO	Storey County Sheriff	BATTERY (DOMESTIC VIOLENCE) (SCC 9.04.01)	4
NVWASHOESO	Washoe County Sheriff	ABUSE OLD/VULN PERS, (1ST)	2
NVWASHOESO	Washoe County Sheriff	ABUSE OLD/VULN PERS, (2+)	2
NVWASHOESO	Washoe County Sheriff	AGGR STALKING	10
NVWASHOESO	Washoe County Sheriff	ASSAULT ON PROTECTED PERS, W/DW	1
NVWASHOESO	Washoe County Sheriff	ATT LEWDNESS, CHILD UNDER AGE 14, 1ST	2
NVWASHOESO	Washoe County Sheriff	ATT SEX ASSLT	5
NVWASHOESO	Washoe County Sheriff	ATT SEX ASSLT AGAINST CHILD < 16	2
NVWASHOESO	Washoe County Sheriff	ATT SEX ASSLT, E/DW	1
NVWASHOESO	Washoe County Sheriff	BATTERY BY STRANGULATION	4
NVWASHOESO	Washoe County Sheriff	BATTERY BY STRANGULATION TO COMMIT SEX ASSAULT	3
NVWASHOESO	Washoe County Sheriff	BATTERY ON PROTECTED PERS	12
NVWASHOESO	Washoe County Sheriff	BATTERY ON PROTECTED PERS, R/SBH	2
NVWASHOESO	Washoe County Sheriff	BATTERY TO COMMIT SEX ASSLT, VICTIM < 16	4
NVWASHOESO	Washoe County Sheriff	BATTERY TO COMMIT SEX ASSLT, VICTIM 16+	16
NVWASHOESO	Washoe County Sheriff	COERC W/FORCE OR THREAT OF FORCE	7
NVWASHOESO	Washoe County Sheriff	COERC W/FORCE OR THREAT OF FORCE, E/SEX	2
NVWASHOESO	Washoe County Sheriff	DOM BATTERY, 1ST	131
NVWASHOESO	Washoe County Sheriff	DOM BATTERY, (1ST)	3
NVWASHOESO	Washoe County Sheriff	DOM BATTERY, 2ND	31

Agency ID	Agency Description	Charge Detail	Registration Count
NVWASHOESO	Washoe County Sheriff	DOM BATTERY, 3+	3
NVWASHOESO	Washoe County Sheriff	DOM BATTERY BY STRANGULATION	37
NVWASHOESO	Washoe County Sheriff	DOMESTIC BATTERY E/DW, R/SBH	2
NVWASHOESO	Washoe County Sheriff	DOMESTIC BATTERY WITH SUBSTANTIAL BODILY HARM	11
NVWASHOESO	Washoe County Sheriff	DOMESTIC BATTERY WITH USE OF A DEADLY WEAPON	9
NVWASHOESO	Washoe County Sheriff	INCEST	1
NVWASHOESO	Washoe County Sheriff	LEWDNESS W/CHILD UNDER 14,1ST	22
NVWASHOESO	Washoe County Sheriff	POSS VISUAL PORN OF PERS < 16, (1ST)	10
NVWASHOESO	Washoe County Sheriff	PROMO SEX PERFORMANCE OF MINOR, < 14	6
NVWASHOESO	Washoe County Sheriff	PROMO SEX PERFORMANCE OF MINOR, 14+	2
NVWASHOESO	Washoe County Sheriff	SEX ASSLT	29
NVWASHOESO	Washoe County Sheriff	SEX ASSLT AGAINST CHILD < 14	21
NVWASHOESO	Washoe County Sheriff	SEX ASSLT AGAINST CHILD < 16	6
NVWASHOESO	Washoe County Sheriff	STALKING, (1ST)	9
NVWASHOESO	Washoe County Sheriff	STALKING, USE I-NET/ELEC COMM	1
NVWASHOESO	Washoe County Sheriff	USE/PERMIT MINOR, < 14, TO PROD PORN	6
NVWASHOESO	Washoe County Sheriff	USE/PERMIT MINOR AGE 14+ AS SUBJ OF SEX PORTRAYAL	1
NVWASHOESO	Washoe County Sheriff	VIOL STALKING/HARASSMENT EPO	2
NVWASHOESO	Washoe County Sheriff	VIOL STALKING/HARASSMENT TPO	11
NVWHITEPINESO	White Pine County Sheriff	DOMESTIC BATTERY	2
NVWHITEPINESO	White Pine County Sheriff	NRS 200.366 SEXUAL ASSAULT	5
NVWHITEPINESO	White Pine County Sheriff	NRS 200.4812 DOMESTIC BATTERY # 1	5
NVWHITEPINESO	White Pine County Sheriff	NRS 200.485.2 DOMESTIC BATTERY BY STRAN	2
NVWHITEPINESO	White Pine County Sheriff	NRS 33.018 ACTS OF DOMESTIC VIOLENCE	18

6953

Statewide Nevada Summary

Month:

Jun-18

Registrations on Offenders with VAWA Charges	7219
Total Active Registrations for the State of Nevada	14372
Percentage of Statewide Program	50%

Detail

Registration Summary by Agency

Agency ID	Agency Description	Charge Detail	Registration Count
NVCHURCHILSO	Churchill County Sheriff	DOMESTIC BATTERY/SIMPLE	26
NVCHURCHILSO	Churchill County Sheriff	FORCE SEX ASLT/RAPE	4
NVCHURCHILSO	Churchill County Sheriff	SEX OFFENSE	12
NVCLARKSO	Clark County Detention Center	ATTEMPTED BATTERY BY STRANGULATION	2
NVCLARKSO	Clark County Detention Center	ATTEMPTED DOMESTIC BATTERY-E/DW	1
NVCLARKSO	Clark County Detention Center	ATT SEX ASSAULT	28
NVCLARKSO	Clark County Detention Center	ATT SEX ASSAULT AGAINST CHILD < 16	6
NVCLARKSO	Clark County Detention Center	ATT SEX ASSAULT AGAINST CHILD UNDER 14	11
NVCLARKSO	Clark County Detention Center	ATT VIOL STALKING/HARASSMENT EPO	10
NVCLARKSO	Clark County Detention Center	BATTERY BY STRANGULATION	32
NVCLARKSO	Clark County Detention Center	BATTERY BY STRANGULATION TO COMMIT SEXUA	3
NVCLARKSO	Clark County Detention Center	BATTERY/DOMESTIC VIOLENCE	2
NVCLARKSO	Clark County Detention Center	BATTERY TO COMMIT SEX ASSAULT, R/SBH	12
NVCLARKSO	Clark County Detention Center	BATTERY TO COMMIT SEX ASSAULT, VICTIM <	1
NVCLARKSO	Clark County Detention Center	BATTERY TO COMMIT SEX ASSAULT, VICTIM 16	63
NVCLARKSO	Clark County Detention Center	BATT W/INTENT COMMIT SEX ASSLT VICTIM UN	8
NVCLARKSO	Clark County Detention Center	CHILD SEX ABUSE/EXPLOIT, W/SBMH, CHILD <	106
NVCLARKSO	Clark County Detention Center	COERC W/FORCE OR THREAT OF FORCE, E/SEX	15
NVCLARKSO	Clark County Detention Center	CONSPIRACY DOMESTIC BATTERY	8
NVCLARKSO	Clark County Detention Center	CONSPIRE TO COMMIT SEX TRAFFICKING	1
NVCLARKSO	Clark County Detention Center	CONSP SEX ASSAULT	20
NVCLARKSO	Clark County Detention Center	DOM BATTERY BY STRANGULATION	140
NVCLARKSO	Clark County Detention Center	DOMESTIC BATTERY E/DW R/SBH	82
NVCLARKSO	Clark County Detention Center	DOMESTIC BATTERY WITH USE OF A DEADLY WE	24
NVCLARKSO	Clark County Detention Center	DOMESTIC BATTERY W/SBH	69
NVCLARKSO	Clark County Detention Center	FTO SEX OFFENDER REG LAWS/REGS. (1ST)	3
NVCLARKSO	Clark County Detention Center	INCEST	70
NVCLARKSO	Clark County Detention Center	KIDNAPPING, 1ST DEGREE, E/SEX	1
NVCLARKSO	Clark County Detention Center	MURDER, 1ST DEGREE, SEX ASSAULT/ABUSE CH	1
NVCLARKSO	Clark County Detention Center	PANDERING	1
NVCLARKSO	Clark County Detention Center	PROMO SEX PERFORMANCE OF MINOR, < 14	5
NVCLARKSO	Clark County Detention Center	SEX ASSAULT	282
NVCLARKSO	Clark County Detention Center	SEX ASSAULT AGAINST CHILD < 14	470
NVCLARKSO	Clark County Detention Center	SEX ASSAULT AGAINST CHILD < 16	207
NVCLARKSO	Clark County Detention Center	SEX ASSAULT AGAINST CHILD < 16, E/DW	2
NVCLARKSO	Clark County Detention Center	SEX ASSAULT AGAINST CHILD < 16, R/SBH, E	20
NVCLARKSO	Clark County Detention Center	SEX ASSAULT, E/DW	96
NVCLARKSO	Clark County Detention Center	SEX ASSAULT, E/DW,VOP	3
NVCLARKSO	Clark County Detention Center	SEX ASSAULT, E/VOP	3
NVCLARKSO	Clark County Detention Center	SEX ASSAULT, R/SBH	10

Agency ID	Agency Description	Charge Detail	Registration Count
NVCLARKSO	Clark County Detention Center	SEX ASSAULT, R/SBH, E/DW	7
NVCLARKSO	Clark County Detention Center	SEX ASSAULT, R/SBH, E/VOP	6
NVCLARKSO	Clark County Detention Center	SEX TRAFFICKING OF ADULT	25
NVCLARKSO	Clark County Detention Center	SEX TRAFFICKING OF CHILD UNDER 14	1
NVCLARKSO	Clark County Detention Center	SEX TRAFFICKING OF CHILD UNDER 16	1
NVCLARKSO	Clark County Detention Center	SEX TRAFFICKING OF CHILD UNDER 18	2
NVCLARKSO	Clark County Detention Center	SEXUAL ASSAULT -VICTIM UNDER 14	8
NVCLARKSO	Clark County Detention Center	SEXUAL ASSAULT VICTIM UNDER 16	12
NVCLARKSO	Clark County Detention Center	STATUTORY SEX SEDUCTION BY PERS < 21	2
NVCLARKSO	Clark County Detention Center	STATUTORY SEX SEDUCTION BY PERS, 21+	6
NVCLARKSO	Clark County Detention Center	STATUTORY SEXUAL SEDUCTION	16
NVCLARKSO	Clark County Detention Center	VIOL DOM VIOLENCE EPO	5
NVCLARKSO	Clark County Detention Center	VIOL DOM VIOLENCE TPO	30
NVCLARKSO	Clark County Detention Center	VIOL MAJ COND OF SEX OFFENDER LIFETIME S	4
NVDOUGLASSO	Douglas County Sheriff	DOMESTIC BATTERY	9
NVDOUGLASSO	Douglas County Sheriff	SEXUAL ASSAULT VICTIM UNDER 16	15
NVDOUGLASSO	Douglas County Sheriff	THREATS/HARRASSMENT	4
NVDOUGLASSO	Douglas County Sheriff	TPO VIOLATION	1
NVELKOSO	Elko County Sheriff	FORCE SEX ASSAULT, RAPE	2
NVELKOSO	Elko County Sheriff	NONFRC SEX ASSAULT, STAT RAPE	3
NVELKOSO	Elko County Sheriff	PROTECTION ORDER VIOLATION	3
NVEUREKASO	Eureka County Sheriff	BATTERY/DOMESTIC VIOLENCE	1
NVHUMBOLDTSDO	Humboldt County Sheriff	ACTS WHICH CONSTITUTE DOMESTIC VIOLENCE	16
NVHUMBOLDTSDO	Humboldt County Sheriff	BATTERY/DOMESTIC VIOLENCE	1
NVHUMBOLDTSDO	Humboldt County Sheriff	BATTERY DOMESTIC VIOLENCE 1 PRIOR IN 7 YEARS	3
NVHUMBOLDTSDO	Humboldt County Sheriff	BATTERY DOMESTIC VIOLENCE 2 WITHIN 7 YEARS	3
NVHUMBOLDTSDO	Humboldt County Sheriff	DOM BATTERY, 1ST	7
NVHUMBOLDTSDO	Humboldt County Sheriff	DOM BATTERY BY STRANGULATION	8
NVHUMBOLDTSDO	Humboldt County Sheriff	VIOLATION OF TEMPORARY PROTECTIVE ORDER	4
NVLANDERSO	Lander County Sheriff	AGGRAVATED STALKING	3
NVLANDERSO	Lander County Sheriff	DOM BATTERY BY STRANGULATION	2
NVLYONSO	Lyon County Sheriff	FORCE SEX ASSAULT, ATT RAPE	4
NVLYONSO	Lyon County Sheriff	FORCE SEX ASSAULT, FONDLING	6
NVLYONSO	Lyon County Sheriff	FORCE SEX ASSAULT, RAPE	22
NVLYONSO	Lyon County Sheriff	NONFRC SEX ASSAULT, STAT RAPE	12
NVLYONSO	Lyon County Sheriff	PROTECTION ORDER VIOLATION	47
NVLYONSO	Lyon County Sheriff	STALKING	1
NVMESQUITEPD	Mesquite Police Department	DOMESTIC BATTERY/SIMPLE	1
NVMESQUITEPD	Mesquite Police Department	FORCE SEX ASLT/RAPE	1
NVMESQUITEPD	Mesquite Police Department	NONFRC SEX ASLT/STATUTORY RAPE	2
NVMINERALSO	Mineral County Sheriff	PROTECTION ORDER VIOLATION	2
NVDOC	Nevada Department Of Corrections	AGGRAVATED STALKING	61
NVDOC	Nevada Department Of Corrections	AGGREGATE (SEX)	3
NVDOC	Nevada Department Of Corrections	ATT BATT DOMESTIC VIOLENCE 3RD OFFENSE	4
NVDOC	Nevada Department Of Corrections	ATT CHILD ABUSE CAUSING SUBST HARM	1
NVDOC	Nevada Department Of Corrections	ATT ELDER EXPLOITATION	1
NVDOC	Nevada Department Of Corrections	ATTEMPT BATTERY BY STRANGULATION	2
NVDOC	Nevada Department Of Corrections	ATT FAIL CHANGE ADDRESS/REGISTER SEX OFF	8
NVDOC	Nevada Department Of Corrections	ATT INCEST	1
NVDOC	Nevada Department Of Corrections	ATT LEWDNESS W/ A MINOR	348
NVDOC	Nevada Department Of Corrections	ATT LIVING FROM EARNING OF PROSTITUTE	9
NVDOC	Nevada Department Of Corrections	ATT POSS VS PRSNT DPCT SEX CND PRS U/16	6
NVDOC	Nevada Department Of Corrections	ATTPT BATTERY DOMESTIC VIO BY STRNGULTION	3
NVDOC	Nevada Department Of Corrections	ATT SEX ASSLT, VICT UND 16, SBH	12
NVDOC	Nevada Department Of Corrections	ATT SEXUAL ASSAULT	122
NVDOC	Nevada Department Of Corrections	ATT SEXUAL ASSAULT, SBH	37
NVDOC	Nevada Department Of Corrections	ATT SEXUAL ASSAULT, VICT UND 16	201

Agency ID	Agency Description	Charge Detail	Registration Count
NVDOC	Nevada Department Of Corrections	ATT STATUTORY SEXUAL SEDUCTION	7
NVDOC	Nevada Department Of Corrections	ATT USE OF CHILD PRODUCING PORNOGRAPHY	12
NVDOC	Nevada Department Of Corrections	ATT VIOL STALKING/HARASSMENT EPO	4
NVDOC	Nevada Department Of Corrections	BATT BY STRANGULATION TO COMMIT SEX ASSLT	4
NVDOC	Nevada Department Of Corrections	BATT DOMESTIC VIOLENCE W/ DEADLY WEAPON	42
NVDOC	Nevada Department Of Corrections	BATTERY BY STRANGULATION	72
NVDOC	Nevada Department Of Corrections	BATTERY/DOMESTIC VIOLENCE SBH	162
NVDOC	Nevada Department Of Corrections	BATTERY DOMESTIC VIOLENCE W/UDW & W/SBH	17
NVDOC	Nevada Department Of Corrections	BATTERY WITC SEX ASSAULT SUBST HARM	8
NVDOC	Nevada Department Of Corrections	BATT W/ INTENT TO COMMIT SEXUAL ASSAULT	16
NVDOC	Nevada Department Of Corrections	BATT WITC SEX ASSAULT VICT UND 16	8
NVDOC	Nevada Department Of Corrections	COERCION SEXUALLY MOTIVATED	101
NVDOC	Nevada Department Of Corrections	CONSPIRACY TO COMMIT SEXUAL ASSAULT	9
NVDOC	Nevada Department Of Corrections	DOMESTIC BATTERY 3RD OFF	227
NVDOC	Nevada Department Of Corrections	DOMESTIC BATTERY BY STRANGULATION	143
NVDOC	Nevada Department Of Corrections	ELDER ABUSE W/ SBH	11
NVDOC	Nevada Department Of Corrections	EXPLOITATION OLDER PERSON OVER \$5000	12
NVDOC	Nevada Department Of Corrections	FAIL TO CHANGE ADDRESS/SEX OFFENDER	70
NVDOC	Nevada Department Of Corrections	FAIL TO REGISTER/SEX OFFENDER	30
NVDOC	Nevada Department Of Corrections	INCEST	9
NVDOC	Nevada Department Of Corrections	LEWDNESS W/ A MINOR	1,024
NVDOC	Nevada Department Of Corrections	PANDERING	41
NVDOC	Nevada Department Of Corrections	PANDERING OF CHILD	7
NVDOC	Nevada Department Of Corrections	PANDERING W/ VIOLENCE	11
NVDOC	Nevada Department Of Corrections	PLACING PERSON IN HOUSE OF PROSTITUTION	4
NVDOC	Nevada Department Of Corrections	PROMOTION OF SEXUAL PERFORMANCE BY MINOR	8
NVDOC	Nevada Department Of Corrections	SEX ASSAULT VICT UND 16 SUBST HARM	3
NVDOC	Nevada Department Of Corrections	SEX OFF/FAIL TO COMPLETE ANNUAL VERIF	2
NVDOC	Nevada Department Of Corrections	SEXUAL ABUSE OF CHILD	14
NVDOC	Nevada Department Of Corrections	SEXUAL ASSAULT	614
NVDOC	Nevada Department Of Corrections	SEXUAL ASSAULT, SBH	17
NVDOC	Nevada Department Of Corrections	SEXUAL ASSAULT, UDW	4
NVDOC	Nevada Department Of Corrections	SEXUAL ASSAULT VICT UNDER 16	549
NVDOC	Nevada Department Of Corrections	SEXUAL ASSAULT; VICT UNDER 16	2
NVDOC	Nevada Department Of Corrections	SEXUAL CONDUCT BY SCHOOL EMPLY/TEACHER	13
NVDOC	Nevada Department Of Corrections	STATUTORY SEXUAL SEDUCTION	112
NVDOC	Nevada Department Of Corrections	TRANSPORTING PROSTITUTE W/VIO	2
NVDOC	Nevada Department Of Corrections	UNLWFUL POSS OF SCANNING DVC OR RE-ENCDR	3
NVDOC	Nevada Department Of Corrections	USE OF MINOR IN PRODUCING PORNOGRAPHY	128
NVDOC	Nevada Department Of Corrections	VICTIM OVER 65 ENHANCEMENT	136
NVDOC	Nevada Department Of Corrections	VIOLATING AN EXTENDED PROTECTION ORDER	21
NVDOC	Nevada Department Of Corrections	VOLUNTARY SEX W/ A PRISONER	2
NVYESO	Nye County Sheriff	PROTECTION ORDER VIOLATION	13
NVPERSHINGSO	Pershing County Sheriff	DOMESTIC BATTERY-1ST OFFENSE	2
NVWASHOESO	Washoe County Sheriff	ABUSE OLD/VULN PERS, (1ST)	2
NVWASHOESO	Washoe County Sheriff	ABUSE OLD/VULN PERS, (2+)	2
NVWASHOESO	Washoe County Sheriff	AGGR STALKING	10
NVWASHOESO	Washoe County Sheriff	ASSAULT ON PROTECTED PERS, W/DW	2
NVWASHOESO	Washoe County Sheriff	ATT AGGR STALKING	1
NVWASHOESO	Washoe County Sheriff	ATT LEWDNESS, CHILD UNDER AGE 14, 1ST	2
NVWASHOESO	Washoe County Sheriff	ATT SEX ASSLT	6
NVWASHOESO	Washoe County Sheriff	ATT SEX ASSLT, E/DW	1
NVWASHOESO	Washoe County Sheriff	BATTERY BY STRANGULATION	5
NVWASHOESO	Washoe County Sheriff	BATTERY BY STRANGULATION TO COMMIT SEX ASSAULT	3
NVWASHOESO	Washoe County Sheriff	BATTERY ON PROTECTED PERS	12
NVWASHOESO	Washoe County Sheriff	BATTERY TO COMMIT SEX ASSLT, VICTIM < 16	4
NVWASHOESO	Washoe County Sheriff	BATTERY TO COMMIT SEX ASSLT, VICTIM 16+	16

Agency ID	Agency Description	Charge Detail	Registration Count
NVWASHOESO	Washoe County Sheriff	COERC W/FORCE OR THREAT OF FORCE	4
NVWASHOESO	Washoe County Sheriff	COERC W/FORCE OR THREAT OF FORCE, E/SEX	2
NVWASHOESO	Washoe County Sheriff	DOM BATTERY, 1ST	188
NVWASHOESO	Washoe County Sheriff	DOM BATTERY, (1ST)	1
NVWASHOESO	Washoe County Sheriff	DOM BATTERY, 1ST, E/VOP	2
NVWASHOESO	Washoe County Sheriff	DOM BATTERY, 2ND	32
NVWASHOESO	Washoe County Sheriff	DOM BATTERY, 3+	3
NVWASHOESO	Washoe County Sheriff	DOM BATTERY BY STRANGULATION	44
NVWASHOESO	Washoe County Sheriff	DOMESTIC BATTERY E/DW, R/SBH	5
NVWASHOESO	Washoe County Sheriff	DOMESTIC BATTERY WITH SUBSTANTIAL BODILY HARM	9
NVWASHOESO	Washoe County Sheriff	DOMESTIC BATTERY WITH USE OF A DEADLY WEAPON	8
NVWASHOESO	Washoe County Sheriff	LEWDNESS W/CHILD UNDER 14,1ST	25
NVWASHOESO	Washoe County Sheriff	POSS VISUAL PORN OF PERS < 16, (1ST)	11
NVWASHOESO	Washoe County Sheriff	PROMO SEX PERFORMANCE OF MINOR, < 14	7
NVWASHOESO	Washoe County Sheriff	PROMO SEX PERFORMANCE OF MINOR, 14+	3
NVWASHOESO	Washoe County Sheriff	SEX ASSLT	31
NVWASHOESO	Washoe County Sheriff	SEX ASSLT AGAINST CHILD < 14	22
NVWASHOESO	Washoe County Sheriff	SEX ASSLT AGAINST CHILD < 16	5
NVWASHOESO	Washoe County Sheriff	STALKING, (1ST)	10
NVWASHOESO	Washoe County Sheriff	STALKING, USE I-NET/ELEC COMM	1
NVWASHOESO	Washoe County Sheriff	USE/PERMIT MINOR, < 14, TO PROD PORN	7
NVWASHOESO	Washoe County Sheriff	USE/PERMIT MINOR AGE 14+ AS SUBJ OF SEX PORTRAYAL	1
NVWASHOESO	Washoe County Sheriff	VIOL STALKING/HARASSMENT EPO	5
NVWASHOESO	Washoe County Sheriff	VIOL STALKING/HARASSMENT TPO	8
NVWHITEPINESO	White Pine County Sheriff	NRS 200.366 SEXUAL ASSAULT	5
NVWHITEPINESO	White Pine County Sheriff	NRS 200.4812 DOMESTIC BATTERY # 1	6
NVWHITEPINESO	White Pine County Sheriff	NRS 200.485.2 DOMESTIC BATTERY BY STRAN	5
NVWHITEPINESO	White Pine County Sheriff	NRS 33.018 ACTS OF DOMESTIC VIOLENCE	20
			7,219

Statewide Nevada Summary

Month:

Jul-18

Registrations on Offenders with VAWA Charges	7282
Total Active Registrations for the State of Nevada	15685
Percentage of Statewide Program	46%

Detail

Registration Summary by Agency

Agency ID	Agency Description	Charge Detail	Registration Count
NVCHURCHILLSO	Churchill County Sheriff	DOMESTIC BATTERY/SIMPLE	9
NVCHURCHILLSO	Churchill County Sheriff	FORCE SEX ASLT/RAPE	5
NVCHURCHILLSO	Churchill County Sheriff	NONFRC SEX ASLT/STATUTORY RAPE	1
NVCHURCHILLSO	Churchill County Sheriff	SEX OFFENSE	15
NVCLARKSO	Clark County Detention Center	ADV/SOLICIT TO PROMO DISTR IMIT C/S (1ST	1
NVCLARKSO	Clark County Detention Center	ATTEMPTED BATTERY BY STRANGULATION	2
NVCLARKSO	Clark County Detention Center	ATTEMPTED DOMESTIC BATTERY-E/DW	1
NVCLARKSO	Clark County Detention Center	ATT SEX ASSAULT	25
NVCLARKSO	Clark County Detention Center	ATT SEX ASSAULT AGAINST CHILD < 16	1
NVCLARKSO	Clark County Detention Center	ATT SEX ASSAULT AGAINST CHILD UNDER 14	12
NVCLARKSO	Clark County Detention Center	ATT VIOL STALKING/HARASSMENT EPO	10
NVCLARKSO	Clark County Detention Center	BATTERY BY STRANGULATION	37
NVCLARKSO	Clark County Detention Center	BATTERY BY STRANGULATION TO COMMIT SEXUA	5
NVCLARKSO	Clark County Detention Center	BATTERY/DOMESTIC VIOLENCE	3
NVCLARKSO	Clark County Detention Center	BATTERY DOMESTIC VIOLENCE 2ND	2
NVCLARKSO	Clark County Detention Center	BATTERY TO COMMIT SEX ASSAULT, R/SBH	12
NVCLARKSO	Clark County Detention Center	BATTERY TO COMMIT SEX ASSAULT, VICTIM <	1
NVCLARKSO	Clark County Detention Center	BATTERY TO COMMIT SEX ASSAULT, VICTIM 16	61
NVCLARKSO	Clark County Detention Center	BATTERY TO COMMIT SEXUAL ASSAULT E/DW	1
NVCLARKSO	Clark County Detention Center	BATT W/INTENT COMMIT SEX ASSLT VICTIM UN	8
NVCLARKSO	Clark County Detention Center	BURGLARY, (1ST), E/SEX	4
NVCLARKSO	Clark County Detention Center	CHILD SEX ABUSE/EXPLOIT, W/SBMH, CHILD <	115
NVCLARKSO	Clark County Detention Center	COERC W/FORCE OR THREAT OF FORCE, E/SEX	13
NVCLARKSO	Clark County Detention Center	CONSPIRACY DOMESTIC BATTERY	10
NVCLARKSO	Clark County Detention Center	CONSPIRE TO COMMIT SEX TRAFFICKING	1
NVCLARKSO	Clark County Detention Center	CONSP SEX ASSAULT	20
NVCLARKSO	Clark County Detention Center	DOM BATTERY BY STRANGULATION	131
NVCLARKSO	Clark County Detention Center	DOMESTIC BATTERY E/DW R/SBH	84
NVCLARKSO	Clark County Detention Center	DOMESTIC BATTERY WITH USE OF A DEADLY WE	34
NVCLARKSO	Clark County Detention Center	DOMESTIC BATTERY W/SBH	67
NVCLARKSO	Clark County Detention Center	FTO SEX OFFENDER REG LAWS/REGS. (1ST)	2
NVCLARKSO	Clark County Detention Center	INCEST	78
NVCLARKSO	Clark County Detention Center	MURDER, 1ST DEGREE, SEX ASSAULT/ABUSE CH	1
NVCLARKSO	Clark County Detention Center	PROMO SEX PERFORMANCE OF MINOR, < 14	5
NVCLARKSO	Clark County Detention Center	SEX ASSAULT	306
NVCLARKSO	Clark County Detention Center	SEX ASSAULT AGAINST CHILD < 14	467
NVCLARKSO	Clark County Detention Center	SEX ASSAULT AGAINST CHILD < 16	214
NVCLARKSO	Clark County Detention Center	SEX ASSAULT AGAINST CHILD < 16, E/DW	2
NVCLARKSO	Clark County Detention Center	SEX ASSAULT AGAINST CHILD < 16, R/SBH, E	23
NVCLARKSO	Clark County Detention Center	SEX ASSAULT, E/DW	138

Agency ID	Agency Description	Charge Detail	Registration Count
NVCLARKSO	Clark County Detention Center	SEX ASSAULT, E/DW,VOP	3
NVCLARKSO	Clark County Detention Center	SEX ASSAULT, E/VOP	10
NVCLARKSO	Clark County Detention Center	SEX ASSAULT, R/SBH	8
NVCLARKSO	Clark County Detention Center	SEX ASSAULT, R/SBH, E/DW	1
NVCLARKSO	Clark County Detention Center	SEX ASSAULT, R/SBH, E/VOP	6
NVCLARKSO	Clark County Detention Center	SEX TRAFFICKING OF ADULT	21
NVCLARKSO	Clark County Detention Center	SEX TRAFFICKING OF CHILD UNDER 14	1
NVCLARKSO	Clark County Detention Center	SEX TRAFFICKING OF CHILD UNDER 16	1
NVCLARKSO	Clark County Detention Center	SEX TRAFFICKING OF CHILD UNDER 18	2
NVCLARKSO	Clark County Detention Center	STATUTORY SEX SEDUCTION BY PERS, 21+	6
NVCLARKSO	Clark County Detention Center	VIOL DOM VIOLENCE EPO	28
NVCLARKSO	Clark County Detention Center	VIOL DOM VIOLENCE TPO	36
NVCLARKSO	Clark County Detention Center	VIOL MAJ COND OF SEX OFFENDER LIFETIME S	3
NVDOUGLASSO	Douglas County Sheriff	DOMESTIC BATTERY	5
NVDOUGLASSO	Douglas County Sheriff	SEXUAL ASSAULT VICTIM UNDER 16	16
NVDOUGLASSO	Douglas County Sheriff	THREATS/HARRASSMENT	4
NVDOUGLASSO	Douglas County Sheriff	TPO VIOLATION	2
NVELKOSO	Elko County Sheriff	FORCE SEX ASSAULT, RAPE	2
NVELKOSO	Elko County Sheriff	NONFRC SEX ASSAULT, STAT RAPE	3
NVELKOSO	Elko County Sheriff	PROTECTION ORDER VIOLATION	3
NVEUREKASO	Eureka County Sheriff	BATTERY/DOMESTIC VIOLENCE	1
NVHUMBOLDTSDO	Humboldt County Sheriff	ACTS WHICH CONSTITUTE DOMESTIC VIOLENCE	25
NVHUMBOLDTSDO	Humboldt County Sheriff	BATTERY/DOMESTIC VIOLENCE	6
NVHUMBOLDTSDO	Humboldt County Sheriff	BATTERY DOMESTIC VIOLENCE 1 PRIOR IN 7 YEARS	3
NVHUMBOLDTSDO	Humboldt County Sheriff	BATTERY DOMESTIC VIOLENCE 2 WITHIN 7 YEARS	3
NVHUMBOLDTSDO	Humboldt County Sheriff	DOM BATTERY, 1ST	8
NVHUMBOLDTSDO	Humboldt County Sheriff	DOM BATTERY BY STRANGULATION	11
NVHUMBOLDTSDO	Humboldt County Sheriff	SEXUAL ASSAULT	4
NVHUMBOLDTSDO	Humboldt County Sheriff	VIOLATION OF TEMPORARY PROTECTIVE ORDER	1
NVLANDERSO	Lander County Sheriff	AGGRAVATED STALKING	3
NVLANDERSO	Lander County Sheriff	BATTERY/DOMESTIC VIOLENCE	1
NVLANDERSO	Lander County Sheriff	DOM BATTERY BY STRANGULATION	3
NVLYONSO	Lyon County Sheriff	FORCE SEX ASSAULT, ATT RAPE	4
NVLYONSO	Lyon County Sheriff	FORCE SEX ASSAULT, FONDLING	6
NVLYONSO	Lyon County Sheriff	FORCE SEX ASSAULT, RAPE	22
NVLYONSO	Lyon County Sheriff	NONFRC SEX ASSAULT, STAT RAPE	12
NVLYONSO	Lyon County Sheriff	PROTECTION ORDER VIOLATION	57
NVLYONSO	Lyon County Sheriff	STALKING	4
NVMESQUITEPD	Mesquite Police Department	DOMESTIC BATTERY/SIMPLE	2
NVMESQUITEPD	Mesquite Police Department	FORCE SEX ASLT/RAPE	1
NVMESQUITEPD	Mesquite Police Department	NONFRC SEX ASLT/STATUTORY RAPE	2
NVMINERALSO	Mineral County Sheriff	PROTECTION ORDER VIOLATION	2
NVDOC	Nevada Department Of Corrections	AGGRAVATED STALKING	66
NVDOC	Nevada Department Of Corrections	AGGREGATE (SEX)	3
NVDOC	Nevada Department Of Corrections	ATT BATT DOMESTIC VIOLENCE 3RD OFFENSE	4
NVDOC	Nevada Department Of Corrections	ATT ELDER EXPLOITATION	1
NVDOC	Nevada Department Of Corrections	ATTEMPT BATTERY BY STRANGULATION	2
NVDOC	Nevada Department Of Corrections	ATT FAIL CHANGE ADDRESS/REGISTER SEX OFF	8
NVDOC	Nevada Department Of Corrections	ATT INCEST	1
NVDOC	Nevada Department Of Corrections	ATT LEWDNESS W/ A MINOR	353
NVDOC	Nevada Department Of Corrections	ATT LIVING FROM EARNING OF PROSTITUTE	9
NVDOC	Nevada Department Of Corrections	ATT POSS VS PRSNT DPCT SEX CND PRS U/16	6
NVDOC	Nevada Department Of Corrections	ATTPT BATTERY DOMESTIC VIO BY STRNGULTION	3
NVDOC	Nevada Department Of Corrections	ATT SEX ASSLT, VICT UND 16, SBH	14
NVDOC	Nevada Department Of Corrections	ATT SEXUAL ASSAULT	126
NVDOC	Nevada Department Of Corrections	ATT SEXUAL ASSAULT, SBH	36
NVDOC	Nevada Department Of Corrections	ATT SEXUAL ASSAULT, VICT UND 16	200

Agency ID	Agency Description	Charge Detail	Registration Count
NVDOC	Nevada Department Of Corrections	ATT STATUTORY SEXUAL SEDUCTION	5
NVDOC	Nevada Department Of Corrections	ATT USE OF CHILD PRODUCING PORNOGRAPHY	12
NVDOC	Nevada Department Of Corrections	ATT VIOL STALKING/HARASSMENT EPO	4
NVDOC	Nevada Department Of Corrections	BATT BY STRANGULATION TO COMMIT SEX ASSLT	4
NVDOC	Nevada Department Of Corrections	BATT DOMESTIC VIOLENCE W/ DEADLY WEAPON	44
NVDOC	Nevada Department Of Corrections	BATTERY BY STRANGULATION	69
NVDOC	Nevada Department Of Corrections	BATTERY/DOMESTIC VIOLENCE SBH	145
NVDOC	Nevada Department Of Corrections	BATTERY DOMESTIC VIOLENCE W/UDW & W/SBH	21
NVDOC	Nevada Department Of Corrections	BATTERY WITC SEX ASSAULT SUBST HARM	9
NVDOC	Nevada Department Of Corrections	BATT W/ INTENT TO COMMIT SEXUAL ASSAULT	16
NVDOC	Nevada Department Of Corrections	BATT WITC SEX ASSAULT VICT UND 16	8
NVDOC	Nevada Department Of Corrections	COERCION SEXUALLY MOTIVATED	104
NVDOC	Nevada Department Of Corrections	CONSPIRACY TO COMMIT SEXUAL ASSAULT	9
NVDOC	Nevada Department Of Corrections	DOMESTIC BATTERY 3RD OFF	225
NVDOC	Nevada Department Of Corrections	DOMESTIC BATTERY BY STRANGULATION	139
NVDOC	Nevada Department Of Corrections	ELDER ABUSE W/ SBH	11
NVDOC	Nevada Department Of Corrections	EXPLOITATION OLDER PERSON OVER \$5000	12
NVDOC	Nevada Department Of Corrections	FAIL TO CHANGE ADDRESS/SEX OFFENDER	68
NVDOC	Nevada Department Of Corrections	FAIL TO REGISTER/SEX OFFENDER	25
NVDOC	Nevada Department Of Corrections	INCEST	9
NVDOC	Nevada Department Of Corrections	LEWDNESS W/ A MINOR	1013
NVDOC	Nevada Department Of Corrections	PANDERING	41
NVDOC	Nevada Department Of Corrections	PANDERING OF CHILD	7
NVDOC	Nevada Department Of Corrections	PANDERING W/ VIOLENCE	11
NVDOC	Nevada Department Of Corrections	PLACING PERSON IN HOUSE OF PROSTITUTION	4
NVDOC	Nevada Department Of Corrections	PROMOTION OF SEXUAL PERFORMANCE BY MINOR	9
NVDOC	Nevada Department Of Corrections	SEX ASSAULT VICT UND 16 SUBST HARM	3
NVDOC	Nevada Department Of Corrections	SEX OFF/FAIL TO COMPLETE ANNUAL VERIF	2
NVDOC	Nevada Department Of Corrections	SEXUAL ABUSE OF CHILD	14
NVDOC	Nevada Department Of Corrections	SEXUAL ASSAULT	618
NVDOC	Nevada Department Of Corrections	SEXUAL ASSAULT, SBH	17
NVDOC	Nevada Department Of Corrections	SEXUAL ASSAULT, UDW	4
NVDOC	Nevada Department Of Corrections	SEXUAL ASSAULT VICT UNDER 16	545
NVDOC	Nevada Department Of Corrections	SEXUAL ASSAULT; VICT UNDER 16	2
NVDOC	Nevada Department Of Corrections	SEXUAL CONDUCT BY SCHOOL EMPLY/TEACHER	13
NVDOC	Nevada Department Of Corrections	STATUTORY SEXUAL SEDUCTION	106
NVDOC	Nevada Department Of Corrections	TRANSPORTING PROSTITUTE W/VIO	2
NVDOC	Nevada Department Of Corrections	UNLWFUL POSS OF SCANNING DVC OR RE-ENCDR	3
NVDOC	Nevada Department Of Corrections	USE OF MINOR IN PRODUCING PORNOGRAPHY	128
NVDOC	Nevada Department Of Corrections	VICTIM OVER 65 ENHANCEMENT	137
NVDOC	Nevada Department Of Corrections	VIOLATING AN EXTENDED PROTECTION ORDER	19
NVDOC	Nevada Department Of Corrections	VOLUNTARY SEX W/ A PRISONER	2
NVYESO	Nye County Sheriff	PROTECTION ORDER VIOLATION	14
NVPERSHINGSO	Pershing County Sheriff	DOMESTIC BATTERY BY STRANGULATION	1
NVWASHOESO	Washoe County Sheriff	AGGR STALKING	10
NVWASHOESO	Washoe County Sheriff	ASSAULT ON PROTECTED PERS, W/DW	2
NVWASHOESO	Washoe County Sheriff	ATT AGGR STALKING	1
NVWASHOESO	Washoe County Sheriff	ATT SEX ASSLT	4
NVWASHOESO	Washoe County Sheriff	BATTERY BY STRANGULATION	5
NVWASHOESO	Washoe County Sheriff	BATTERY BY STRANGULATION TO COMMIT SEX ASSAULT	3
NVWASHOESO	Washoe County Sheriff	BATTERY ON PROTECTED PERS	11
NVWASHOESO	Washoe County Sheriff	BATTERY TO COMMIT SEX ASSLT, VICTIM < 16	4
NVWASHOESO	Washoe County Sheriff	BATTERY TO COMMIT SEX ASSLT, VICTIM 16+	12
NVWASHOESO	Washoe County Sheriff	BATTERY TO COMMIT SEX ASSLT, VICTIM 16+, E/VOP	2
NVWASHOESO	Washoe County Sheriff	COERC W/FORCE OR THREAT OF FORCE	3
NVWASHOESO	Washoe County Sheriff	COERC W/FORCE OR THREAT OF FORCE, E/SEX	2
NVWASHOESO	Washoe County Sheriff	DOM BATTERY, 1ST	168

Agency ID	Agency Description	Charge Detail	Registration Count
NVWASHOESO	Washoe County Sheriff	DOM BATTERY, (1ST)	7
NVWASHOESO	Washoe County Sheriff	DOM BATTERY, 1ST, E/VOP	6
NVWASHOESO	Washoe County Sheriff	DOM BATTERY, 2ND	48
NVWASHOESO	Washoe County Sheriff	DOM BATTERY, 2ND, E/VOP	3
NVWASHOESO	Washoe County Sheriff	DOM BATTERY, 3+	4
NVWASHOESO	Washoe County Sheriff	DOM BATTERY BY STRANGULATION	55
NVWASHOESO	Washoe County Sheriff	DOMESTIC BATTERY E/DW, R/SBH	5
NVWASHOESO	Washoe County Sheriff	DOMESTIC BATTERY WITH SUBSTANTIAL BODILY HARM	10
NVWASHOESO	Washoe County Sheriff	DOMESTIC BATTERY WITH USE OF A DEADLY WEAPON	20
NVWASHOESO	Washoe County Sheriff	LEWDNESS W/CHILD UNDER 14,1ST	23
NVWASHOESO	Washoe County Sheriff	POSS VISUAL PORN OF PERS < 16, (1ST)	8
NVWASHOESO	Washoe County Sheriff	PROMO SEX PERFORMANCE OF MINOR, < 14	4
NVWASHOESO	Washoe County Sheriff	SEX ASSLT	21
NVWASHOESO	Washoe County Sheriff	SEX ASSLT AGAINST CHILD < 14	21
NVWASHOESO	Washoe County Sheriff	SEX ASSLT AGAINST CHILD < 16	3
NVWASHOESO	Washoe County Sheriff	STALKING, (1ST)	9
NVWASHOESO	Washoe County Sheriff	STALKING, USE I-NET/ELEC COMM	1
NVWASHOESO	Washoe County Sheriff	USE/PERMIT MINOR, < 14, TO PROD PORN	4
NVWASHOESO	Washoe County Sheriff	USE/PERMIT MINOR AGE 14+ AS SUBJ OF SEX PORTRAYAL	1
NVWASHOESO	Washoe County Sheriff	VIOL STALKING/HARASSMENT EPO	4
NVWASHOESO	Washoe County Sheriff	VIOL STALKING/HARASSMENT TPO	9
NVWHITEPINESO	White Pine County Sheriff	NRS 200.366 SEXUAL ASSAULT	5
NVWHITEPINESO	White Pine County Sheriff	NRS 200.4812 DOMESTIC BATTERY # 1	5
NVWHITEPINESO	White Pine County Sheriff	NRS 200.485.2 DOMESTIC BATTERY BY STRAN	3
NVWHITEPINESO	White Pine County Sheriff	NRS 33.018 ACTS OF DOMESTIC VIOLENCE	17
NVWHITEPINESO	White Pine County Sheriff	SEXUAL ASSAULT VICTIM UNDER 16	3
NVWHITEPINESO	White Pine County Sheriff	STALKING 1ST OFFENSE	1
			7282

Statewide Nevada Summary

Month:

Aug-18

Registrations on Offenders with VAWA Charges	7407
Total Active Registrations for the State of Nevada	16245
Percentage of Statewide Program	46%

Detail

Registration Summary by Agency

Agency ID	Agency Description	Charge Detail	Registration Count
NVCHURCHILSO	Churchill County Sheriff	DOMESTIC BATTERY/SIMPLE	12
NVCHURCHILSO	Churchill County Sheriff	FORCE SEX ASLT/RAPE	6
NVCHURCHILSO	Churchill County Sheriff	NONFRC SEX ASLT/STATUTORY RAPE	4
NVCHURCHILSO	Churchill County Sheriff	RESTRAINING ORDER VIOLATION	2
NVCHURCHILSO	Churchill County Sheriff	SEX OFFENSE	18
NVCLARKSO	Clark County Detention Center	ADV/SOLICIT TO PROMO DISTR IMIT C/S (1ST	1
NVCLARKSO	Clark County Detention Center	ATTEMPTED BATTERY BY STRANGULATION	2
NVCLARKSO	Clark County Detention Center	ATTEMPTED DOMESTIC BATTERY-E/DW	1
NVCLARKSO	Clark County Detention Center	ATT SEX ASSAULT	17
NVCLARKSO	Clark County Detention Center	ATT SEX ASSAULT AGAINST CHILD < 16	5
NVCLARKSO	Clark County Detention Center	ATT SEX ASSAULT AGAINST CHILD UNDER 14	9
NVCLARKSO	Clark County Detention Center	ATT VIOL STALKING/HARASSMENT EPO	10
NVCLARKSO	Clark County Detention Center	BATTERY BY STRANGULATION	17
NVCLARKSO	Clark County Detention Center	BATTERY BY STRANGULATION TO COMMIT SEXUA	15
NVCLARKSO	Clark County Detention Center	BATTERY/DOMESTIC VIOLENCE	4
NVCLARKSO	Clark County Detention Center	BATTERY DOMESTIC VIOLENCE 2ND	4
NVCLARKSO	Clark County Detention Center	BATTERY TO COMMIT SEX ASSAULT, R/SBH	12
NVCLARKSO	Clark County Detention Center	BATTERY TO COMMIT SEX ASSAULT, VICTIM <	1
NVCLARKSO	Clark County Detention Center	BATTERY TO COMMIT SEX ASSAULT, VICTIM 16	60
NVCLARKSO	Clark County Detention Center	BATTERY TO COMMIT SEXUAL ASSAULT E/DW	2
NVCLARKSO	Clark County Detention Center	BATT W/INTENT COMMIT SEX ASSLT VICTIM UN	10
NVCLARKSO	Clark County Detention Center	BURGLARY, (1ST), E/SEX	4
NVCLARKSO	Clark County Detention Center	CHILD SEX ABUSE/EXPLOIT, W/SBMH, CHILD <	101
NVCLARKSO	Clark County Detention Center	COERC W/FORCE OR THREAT OF FORCE, E/SEX	17
NVCLARKSO	Clark County Detention Center	CONSPIRACY DOMESTIC BATTERY	14
NVCLARKSO	Clark County Detention Center	CONSPIRE TO COMMIT SEX TRAFFICKING	1
NVCLARKSO	Clark County Detention Center	CONSP SEX ASSAULT	21
NVCLARKSO	Clark County Detention Center	DOM BATTERY BY STRANGULATION	132
NVCLARKSO	Clark County Detention Center	DOMESTIC BATTERY E/DW R/SBH	85
NVCLARKSO	Clark County Detention Center	DOMESTIC BATTERY WITH USE OF A DEADLY WE	29
NVCLARKSO	Clark County Detention Center	DOMESTIC BATTERY W/SBH	58
NVCLARKSO	Clark County Detention Center	FTO SEX OFFENDER REG LAWS/REGS. (1ST)	8
NVCLARKSO	Clark County Detention Center	INCEST	79
NVCLARKSO	Clark County Detention Center	MURDER, 1ST DEGREE, SEX ASSAULT/ABUSE CH	1
NVCLARKSO	Clark County Detention Center	PROMO SEX PERFORMANCE OF MINOR, < 14	5
NVCLARKSO	Clark County Detention Center	SEX ACT, ADULT SCHOOL EMP/VOL W/PUPIL, 1	4
NVCLARKSO	Clark County Detention Center	SEX ASSAULT	279
NVCLARKSO	Clark County Detention Center	SEX ASSAULT AGAINST CHILD < 14	470
NVCLARKSO	Clark County Detention Center	SEX ASSAULT AGAINST CHILD < 16	241
NVCLARKSO	Clark County Detention Center	SEX ASSAULT AGAINST CHILD < 16, E/DW	2

Agency ID	Agency Description	Charge Detail	Registration Count
NVCLARKSO	Clark County Detention Center	SEX ASSAULT AGAINST CHILD < 16, R/SBH, E	23
NVCLARKSO	Clark County Detention Center	SEX ASSAULT, E/DW	107
NVCLARKSO	Clark County Detention Center	SEX ASSAULT, E/DW,VOP	3
NVCLARKSO	Clark County Detention Center	SEX ASSAULT, E/VOP	10
NVCLARKSO	Clark County Detention Center	SEX ASSAULT, R/SBH	8
NVCLARKSO	Clark County Detention Center	SEX ASSAULT, R/SBH, E/DW	1
NVCLARKSO	Clark County Detention Center	SEX ASSAULT, R/SBH, E/VOP	6
NVCLARKSO	Clark County Detention Center	SEX TRAFFICKING OF ADULT	20
NVCLARKSO	Clark County Detention Center	SEX TRAFFICKING OF CHILD UNDER 14	1
NVCLARKSO	Clark County Detention Center	SEX TRAFFICKING OF CHILD UNDER 16	1
NVCLARKSO	Clark County Detention Center	SEX TRAFFICKING OF CHILD UNDER 18	2
NVCLARKSO	Clark County Detention Center	STATUTORY SEX SEDUCTION BY PERS, 21+	8
NVCLARKSO	Clark County Detention Center	VIOL DOM VIOLENCE EPO	21
NVCLARKSO	Clark County Detention Center	VIOL DOM VIOLENCE TPO	31
NVCLARKSO	Clark County Detention Center	VIOL MAJ COND OF SEX OFFENDER LIFETIME S	3
NVDOUGLASSO	Douglas County Sheriff	DOMESTIC BATTERY	2
NVDOUGLASSO	Douglas County Sheriff	SEXUAL ASSAULT VICTIM UNDER 16	16
NVDOUGLASSO	Douglas County Sheriff	THREATS/HARRASSMENT	4
NVDOUGLASSO	Douglas County Sheriff	TPO VIOLATION	2
NVELKOSO	Elko County Sheriff	FORCE SEX ASSAULT, RAPE	2
NVELKOSO	Elko County Sheriff	NONFRC SEX ASSAULT, STAT RAPE	3
NVELKOSO	Elko County Sheriff	PROTECTION ORDER VIOLATION	3
NVEUREKASO	Eureka County Sheriff	BATTERY/DOMESTIC VIOLENCE	1
NVHUMBOLDTSO	Humboldt County Sheriff	ACTS WHICH CONSTITUTE DOMESTIC VIOLENCE	24
NVHUMBOLDTSO	Humboldt County Sheriff	BATTERY/DOMESTIC VIOLENCE	7
NVHUMBOLDTSO	Humboldt County Sheriff	BATTERY DOMESTIC VIOLENCE 1 PRIOR IN 7 YEARS	3
NVHUMBOLDTSO	Humboldt County Sheriff	BATTERY DOMESTIC VIOLENCE 2 WITHIN 7 YEARS	3
NVHUMBOLDTSO	Humboldt County Sheriff	DOM BATTERY, 1ST	5
NVHUMBOLDTSO	Humboldt County Sheriff	DOM BATTERY, 2ND	1
NVHUMBOLDTSO	Humboldt County Sheriff	DOM BATTERY BY STRANGULATION	11
NVHUMBOLDTSO	Humboldt County Sheriff	SEXUAL ASSAULT	4
NVHUMBOLDTSO	Humboldt County Sheriff	SEXUAL ASSAULT W/CHILD UNDER AGE OF 14	1
NVHUMBOLDTSO	Humboldt County Sheriff	STALKING 1ST OFFENSE	4
NVHUMBOLDTSO	Humboldt County Sheriff	VIOLATION OF TEMPORARY PROTECTIVE ORDER	2
NVHUMBOLDTSO	Humboldt County Sheriff	VIOL DOM VIOLENCE TPO	4
NVLANDERSO	Lander County Sheriff	AGGRAVATED STALKING	3
NVLANDERSO	Lander County Sheriff	DOM BATTERY BY STRANGULATION	4
NVLYONSO	Lyon County Sheriff	FORCE SEX ASSAULT, ATT RAPE	5
NVLYONSO	Lyon County Sheriff	FORCE SEX ASSAULT, FONDLING	7
NVLYONSO	Lyon County Sheriff	FORCE SEX ASSAULT, RAPE	14
NVLYONSO	Lyon County Sheriff	NONFRC SEX ASSAULT, STAT RAPE	12
NVLYONSO	Lyon County Sheriff	PROTECTION ORDER VIOLATION	20
NVLYONSO	Lyon County Sheriff	STALKING	3
NVMESQUITEPD	Mesquite Police Department	DOMESTIC BATTERY/SIMPLE	2
NVMESQUITEPD	Mesquite Police Department	FORCE SEX ASLT/RAPE	1
NVMINERALSO	Mineral County Sheriff	PROTECTION ORDER VIOLATION	2
NVDOC	Nevada Department Of Corrections	AGGRAVATED STALKING	70
NVDOC	Nevada Department Of Corrections	AGGREGATE (SEX)	3
NVDOC	Nevada Department Of Corrections	ATT BATT DOMESTIC VIOLENCE 3RD OFFENSE	4
NVDOC	Nevada Department Of Corrections	ATT ELDER EXPLOITATION	1
NVDOC	Nevada Department Of Corrections	ATTEMPT BATTERY BY STRANGULATION	2
NVDOC	Nevada Department Of Corrections	ATT FAIL CHANGE ADDRESS/REGISTER SEX OFF	8
NVDOC	Nevada Department Of Corrections	ATT INCEST	1
NVDOC	Nevada Department Of Corrections	ATT LEWDNESS W/ A MINOR	372
NVDOC	Nevada Department Of Corrections	ATT LIVING FROM EARNING OF PROSTITUTE	10
NVDOC	Nevada Department Of Corrections	ATT POSS VS PRSNT DPCT SEX CND PRS U/16	6
NVDOC	Nevada Department Of Corrections	ATTPT BATTERY DOMESTIC VIO BY STRNGULTION	3

Agency ID	Agency Description	Charge Detail	Registration Count
NVDOC	Nevada Department Of Corrections	ATT SEX ASSLT, VICT UND 16, SBH	13
NVDOC	Nevada Department Of Corrections	ATT SEXUAL ASSAULT	125
NVDOC	Nevada Department Of Corrections	ATT SEXUAL ASSAULT, SBH	40
NVDOC	Nevada Department Of Corrections	ATT SEXUAL ASSAULT, VICT UND 16	202
NVDOC	Nevada Department Of Corrections	ATT STATUTORY SEXUAL SEDUCTION	5
NVDOC	Nevada Department Of Corrections	ATT USE OF CHILD PRODUCING PORNOGRAPHY	12
NVDOC	Nevada Department Of Corrections	ATT VIOL STALKING/HARASSMENT EPO	4
NVDOC	Nevada Department Of Corrections	BATT BY STRANGULATION TO COMMT SEX ASSLT	4
NVDOC	Nevada Department Of Corrections	BATT DOMESTIC VIOLENCE W/ DEADLY WEAPON	46
NVDOC	Nevada Department Of Corrections	BATTERY BY STRANGULATION	73
NVDOC	Nevada Department Of Corrections	BATTERY/DOMESTIC VIOLENCE SBH	135
NVDOC	Nevada Department Of Corrections	BATTERY DOMESTIC VIOLENCE W/UDW & W/SBH	23
NVDOC	Nevada Department Of Corrections	BATTERY WITC SEX ASSAULT SUBST HARM	10
NVDOC	Nevada Department Of Corrections	BATT W/ INTENT TO COMMIT SEXUAL ASSAULT	16
NVDOC	Nevada Department Of Corrections	BATT WITC SEX ASSAULT VICT UND 16	8
NVDOC	Nevada Department Of Corrections	COERCION SEXUALLY MOTIVATED	113
NVDOC	Nevada Department Of Corrections	CONSPIRACY TO COMMIT SEXUAL ASSAULT	9
NVDOC	Nevada Department Of Corrections	DOMESTIC BATTERY 3RD OFF	240
NVDOC	Nevada Department Of Corrections	DOMESTIC BATTERY BY STRANGULATION	135
NVDOC	Nevada Department Of Corrections	ELDER ABUSE W/ SBH	11
NVDOC	Nevada Department Of Corrections	EXPLOITATION OLDER PERSON OVER \$5000	12
NVDOC	Nevada Department Of Corrections	FAIL TO CHANGE ADDRESS/SEX OFFENDER	71
NVDOC	Nevada Department Of Corrections	FAIL TO REGISTER/SEX OFFENDER	24
NVDOC	Nevada Department Of Corrections	INCEST	9
NVDOC	Nevada Department Of Corrections	LEWDNESS W/ A MINOR	1043
NVDOC	Nevada Department Of Corrections	PANDERING	42
NVDOC	Nevada Department Of Corrections	PANDERING OF CHILD	7
NVDOC	Nevada Department Of Corrections	PANDERING W/ VIOLENCE	11
NVDOC	Nevada Department Of Corrections	PLACING PERSON IN HOUSE OF PROSTITUTION	4
NVDOC	Nevada Department Of Corrections	PROMOTION OF SEXUAL PERFORMANCE BY MINOR	9
NVDOC	Nevada Department Of Corrections	SEX ASSAULT VICT UND 16 SUBST HARM	3
NVDOC	Nevada Department Of Corrections	SEX OFF/FAIL TO COMPLETE ANNUAL VERIF	2
NVDOC	Nevada Department Of Corrections	SEXUAL ABUSE OF CHILD	14
NVDOC	Nevada Department Of Corrections	SEXUAL ASSAULT	634
NVDOC	Nevada Department Of Corrections	SEXUAL ASSAULT, SBH	17
NVDOC	Nevada Department Of Corrections	SEXUAL ASSAULT, UDW	7
NVDOC	Nevada Department Of Corrections	SEXUAL ASSAULT VICT UNDER 16	588
NVDOC	Nevada Department Of Corrections	SEXUAL ASSAULT; VICT UNDER 16	2
NVDOC	Nevada Department Of Corrections	SEXUAL CONDUCT BY SCHOOL EMPLY/TEACHER	13
NVDOC	Nevada Department Of Corrections	STATUTORY SEXUAL SEDUCTION	107
NVDOC	Nevada Department Of Corrections	TRANSPORTING PROSTITUTE W/VIO	2
NVDOC	Nevada Department Of Corrections	UNLWFUL POSS OF SCANNING DVC OR RE-ENCDR	3
NVDOC	Nevada Department Of Corrections	USE OF MINOR IN PRODUCING PORNOGRAPHY	129
NVDOC	Nevada Department Of Corrections	VICTIM OVER 65 ENHANCEMENT	139
NVDOC	Nevada Department Of Corrections	VIOLATING AN EXTENDED PROTECTION ORDER	19
NVDOC	Nevada Department Of Corrections	VOLUNTARY SEX W/ A PRISONER	2
NVYESO	Nye County Sheriff	PROTECTION ORDER VIOLATION	12
NVSTOREYSO	Storey County Sheriff	BATTERY (DOMESTIC VIOLENCE) (SCC 9.04.01	1
NVWASHOESO	Washoe County Sheriff	ABUSE OLD/VULN PERS, (1ST)	1
NVWASHOESO	Washoe County Sheriff	AGGR STALKING	8
NVWASHOESO	Washoe County Sheriff	ASSAULT ON PROTECTED PERS	2
NVWASHOESO	Washoe County Sheriff	ASSAULT ON PROTECTED PERS, W/DW	11
NVWASHOESO	Washoe County Sheriff	ATTEMPT SEX TRAFFICKING OF CHILD	1
NVWASHOESO	Washoe County Sheriff	ATT SEX ASSLT	5
NVWASHOESO	Washoe County Sheriff	BATTERY BY STRANGULATION	5
NVWASHOESO	Washoe County Sheriff	BATTERY BY STRANGULATION TO COMMIT SEX ASSAULT	4
NVWASHOESO	Washoe County Sheriff	BATTERY ON PROTECTED PERS	22

Agency ID	Agency Description	Charge Detail	Registration Count
NVWASHOESO	Washoe County Sheriff	BATTERY ON PROTECTED PERS, E/VOP	2
NVWASHOESO	Washoe County Sheriff	BATTERY TO COMMIT SEX ASSLT, VICTIM < 16	4
NVWASHOESO	Washoe County Sheriff	BATTERY TO COMMIT SEX ASSLT, VICTIM 16+	11
NVWASHOESO	Washoe County Sheriff	BATTERY TO COMMIT SEX ASSLT, VICTIM 16+, E/VOP	2
NVWASHOESO	Washoe County Sheriff	COERC W/FORCE OR THREAT OF FORCE	6
NVWASHOESO	Washoe County Sheriff	COERC W/FORCE OR THREAT OF FORCE, E/SEX	2
NVWASHOESO	Washoe County Sheriff	DOM BATTERY, 1ST	179
NVWASHOESO	Washoe County Sheriff	DOM BATTERY, (1ST)	6
NVWASHOESO	Washoe County Sheriff	DOM BATTERY, 1ST, E/VOP	6
NVWASHOESO	Washoe County Sheriff	DOM BATTERY, 2ND	61
NVWASHOESO	Washoe County Sheriff	DOM BATTERY, 2ND, E/VOP	3
NVWASHOESO	Washoe County Sheriff	DOM BATTERY, 3+	7
NVWASHOESO	Washoe County Sheriff	DOM BATTERY BY STRANGULATION	60
NVWASHOESO	Washoe County Sheriff	DOM BATTERY BY STRANGULATION, E/VOP	2
NVWASHOESO	Washoe County Sheriff	DOMESTIC BATTERY E/DW, R/SBH	5
NVWASHOESO	Washoe County Sheriff	DOMESTIC BATTERY WITH SUBSTANTIAL BODILY HARM	11
NVWASHOESO	Washoe County Sheriff	DOMESTIC BATTERY WITH USE OF A DEADLY WEAPON	22
NVWASHOESO	Washoe County Sheriff	LEWDNESS W/CHILD UNDER 14,1ST	36
NVWASHOESO	Washoe County Sheriff	POSS VISUAL PORN OF PERS < 16, (1ST)	8
NVWASHOESO	Washoe County Sheriff	PROMO SEX PERFORMANCE OF MINOR, < 14	4
NVWASHOESO	Washoe County Sheriff	SEX ASSLT	22
NVWASHOESO	Washoe County Sheriff	SEX ASSLT AGAINST CHILD < 14	33
NVWASHOESO	Washoe County Sheriff	SEX ASSLT AGAINST CHILD < 16	3
NVWASHOESO	Washoe County Sheriff	SEX TRAFFICKING OF CHILD UNDER 16	1
NVWASHOESO	Washoe County Sheriff	STALKING, (1ST)	7
NVWASHOESO	Washoe County Sheriff	USE/PERMIT MINOR, < 14, TO PROD PORN	4
NVWASHOESO	Washoe County Sheriff	USE/PERMIT MINOR AGE 14+ AS SUBJ OF SEX PORTRAYAL	1
NVWASHOESO	Washoe County Sheriff	VIOL STALKING/HARASSMENT EPO	4
NVWASHOESO	Washoe County Sheriff	VIOL STALKING/HARASSMENT TPO	5
NVWHITEPINESO	White Pine County Sheriff	NRS 200.366 SEXUAL ASSAULT	4
NVWHITEPINESO	White Pine County Sheriff	NRS 200.4812 DOMESTIC BATTERY # 1	5
NVWHITEPINESO	White Pine County Sheriff	NRS 33.018 ACTS OF DOMESTIC VIOLENCE	5
NVWHITEPINESO	White Pine County Sheriff	SEXUAL ASSAULT VICTIM UNDER 16	3
NVWHITEPINESO	White Pine County Sheriff	STALKING 1ST OFFENSE	1
			7407

Statewide Nevada Summary

Month:

Sep-18

Registrations on Offenders with VAWA Charges	7568
Total Active Registrations for the State of Nevada	16325
Percentage of Statewide Program	46%

Detail

Registration Summary by Agency

Agency ID	Agency Description	Charge Detail	Registration Count
NVCHURCHILLSO	Churchill County Sheriff	DOMESTIC BATTERY/SIMPLE	26
NVCHURCHILLSO	Churchill County Sheriff	FORCE SEX ASLT/RAPE	6
NVCHURCHILLSO	Churchill County Sheriff	NONFRC SEX ASLT/STATUTORY RAPE	4
NVCHURCHILLSO	Churchill County Sheriff	RESTRAINING ORDER VIOLATION	8
NVCHURCHILLSO	Churchill County Sheriff	SEX OFFENSE	18
NVCLARKSO	Clark County Detention Center	ADV/SOLICIT TO PROMO DISTR IMIT C/S (1ST	1
NVCLARKSO	Clark County Detention Center	ATTEMPTED BATTERY BY STRANGULATION	2
NVCLARKSO	Clark County Detention Center	ATTEMPTED DOMESTIC BATTERY-E/DW	2
NVCLARKSO	Clark County Detention Center	ATTEMPT SEX TRAFFICKING OF ADULT	1
NVCLARKSO	Clark County Detention Center	ATT SEX ASSAULT	17
NVCLARKSO	Clark County Detention Center	ATT SEX ASSAULT AGAINST CHILD < 16	4
NVCLARKSO	Clark County Detention Center	ATT SEX ASSAULT AGAINST CHILD UNDER 14	12
NVCLARKSO	Clark County Detention Center	ATT SEX ASSAULT AGAINST CHILD UNDER 14,	2
NVCLARKSO	Clark County Detention Center	ATT VIOL STALKING/HARASSMENT EPO	10
NVCLARKSO	Clark County Detention Center	BATTERY BY STRANGULATION	18
NVCLARKSO	Clark County Detention Center	BATTERY BY STRANGULATION TO COMMIT SEXUA	15
NVCLARKSO	Clark County Detention Center	BATTERY/DOMESTIC VIOLENCE	2
NVCLARKSO	Clark County Detention Center	BATTERY DOMESTIC VIOLENCE 2ND	4
NVCLARKSO	Clark County Detention Center	BATTERY TO COMMIT SEX ASSAULT, R/SBH	11
NVCLARKSO	Clark County Detention Center	BATTERY TO COMMIT SEX ASSAULT, VICTIM <	1
NVCLARKSO	Clark County Detention Center	BATTERY TO COMMIT SEX ASSAULT, VICTIM 16	69
NVCLARKSO	Clark County Detention Center	BATTERY TO COMMIT SEXUAL ASSAULT E/DW	2
NVCLARKSO	Clark County Detention Center	BATT W/INTENT COMMIT SEX ASSLT VICTIM UN	10
NVCLARKSO	Clark County Detention Center	BURGLARY, (1ST), E/SEX	2
NVCLARKSO	Clark County Detention Center	CHILD SEX ABUSE/EXPLOIT, W/SBMH, CHILD <	100
NVCLARKSO	Clark County Detention Center	COERC W/FORCE OR THREAT OF FORCE, E/SEX	16
NVCLARKSO	Clark County Detention Center	CONSPIRE TO COMMIT SEX TRAFFICKING	1
NVCLARKSO	Clark County Detention Center	CONSP SEX ASSAULT	21
NVCLARKSO	Clark County Detention Center	DOM BATTERY BY STRANGULATION	149
NVCLARKSO	Clark County Detention Center	DOMESTIC BATTERY E/DW R/SBH	77
NVCLARKSO	Clark County Detention Center	DOMESTIC BATTERY WITH USE OF A DEADLY WE	50
NVCLARKSO	Clark County Detention Center	DOMESTIC BATTERY W/SBH	56
NVCLARKSO	Clark County Detention Center	FTO SEX OFFENDER REG LAWS/REGS. (1ST)	4
NVCLARKSO	Clark County Detention Center	INCEST	79
NVCLARKSO	Clark County Detention Center	MURDER, 1ST DEGREE, SEX ASSAULT/ABUSE CH	1
NVCLARKSO	Clark County Detention Center	PANDERING	2
NVCLARKSO	Clark County Detention Center	PREP/ADV/DISTR PORN W/MINOR	4
NVCLARKSO	Clark County Detention Center	PROMO SEX PERFORMANCE OF MINOR, < 14	5
NVCLARKSO	Clark County Detention Center	SEX ACT, ADULT SCHOOL EMP/VOL W/PUPIL, 1	4
NVCLARKSO	Clark County Detention Center	SEX ASSAULT	258

Agency ID	Agency Description	Charge Detail	Registration Count
NVCLARKSO	Clark County Detention Center	SEX ASSAULT AGAINST CHILD < 14	492
NVCLARKSO	Clark County Detention Center	SEX ASSAULT AGAINST CHILD < 16	245
NVCLARKSO	Clark County Detention Center	SEX ASSAULT AGAINST CHILD < 16, R/SBH, E	23
NVCLARKSO	Clark County Detention Center	SEX ASSAULT, E/DW	111
NVCLARKSO	Clark County Detention Center	SEX ASSAULT, E/DW,VOP	3
NVCLARKSO	Clark County Detention Center	SEX ASSAULT, E/VOP	10
NVCLARKSO	Clark County Detention Center	SEX ASSAULT, R/SBH	8
NVCLARKSO	Clark County Detention Center	SEX ASSAULT, R/SBH, E/DW	1
NVCLARKSO	Clark County Detention Center	SEX ASSAULT, R/SBH, E/VOP	6
NVCLARKSO	Clark County Detention Center	SEX TRAFFICKING OF ADULT	9
NVCLARKSO	Clark County Detention Center	SEX TRAFFICKING OF ADULT E/DW	2
NVCLARKSO	Clark County Detention Center	SEX TRAFFICKING OF CHILD UNDER 16	1
NVCLARKSO	Clark County Detention Center	SEX TRAFFICKING OF CHILD UNDER 18	4
NVCLARKSO	Clark County Detention Center	STATUTORY SEX SEDUCTION BY PERS, 21+	24
NVCLARKSO	Clark County Detention Center	USE INTERNET FOR SEX CONDUCT OF PERS < 1	2
NVCLARKSO	Clark County Detention Center	VIOL DOM VIOLENCE EPO	21
NVCLARKSO	Clark County Detention Center	VIOL DOM VIOLENCE TPO	38
NVCLARKSO	Clark County Detention Center	VIOL MAJ COND OF SEX OFFENDER LIFETIME S	2
NVDOC	Nevada Department Of Corrections	AGGRAVATED STALKING	74
NVDOC	Nevada Department Of Corrections	AGGREGATE (SEX)	3
NVDOC	Nevada Department Of Corrections	ATT BATT DOMESTIC VIOLENCE 3RD OFFENSE	4
NVDOC	Nevada Department Of Corrections	ATT ELDER EXPLOITATION	1
NVDOC	Nevada Department Of Corrections	ATTEMPT BATTERY BY STRANGULATION	2
NVDOC	Nevada Department Of Corrections	ATT FAIL CHANGE ADDRESS/REGISTER SEX OFF	8
NVDOC	Nevada Department Of Corrections	ATT INCEST	1
NVDOC	Nevada Department Of Corrections	ATT LEWDNESS W/ A MINOR	361
NVDOC	Nevada Department Of Corrections	ATT LIVING FROM EARNING OF PROSTITUTE	11
NVDOC	Nevada Department Of Corrections	ATT PANDERING	1
NVDOC	Nevada Department Of Corrections	ATT POSS VS PRSNT DPCT SEX CND PRS U/16	6
NVDOC	Nevada Department Of Corrections	ATTPT BATTERY DOMESTIC VIO BY STRNGULTION	3
NVDOC	Nevada Department Of Corrections	ATT SEX ASSLT, VICT UND 16, SBH	15
NVDOC	Nevada Department Of Corrections	ATT SEXUAL ASSAULT	125
NVDOC	Nevada Department Of Corrections	ATT SEXUAL ASSAULT, SBH	42
NVDOC	Nevada Department Of Corrections	ATT SEXUAL ASSAULT, VICT UND 16	208
NVDOC	Nevada Department Of Corrections	ATT STATUTORY SEXUAL SEDUCTION	5
NVDOC	Nevada Department Of Corrections	ATT USE OF CHILD PRODUCING PORNOGRAPHY	13
NVDOC	Nevada Department Of Corrections	ATT VIOL STALKING/HARASSMENT EPO	4
NVDOC	Nevada Department Of Corrections	BATT BY STRANGULATION TO COMMIT SEX ASSLT	4
NVDOC	Nevada Department Of Corrections	BATT DOMESTIC VIOLENCE W/ DEADLY WEAPON	46
NVDOC	Nevada Department Of Corrections	BATTERY BY STRANGULATION	78
NVDOC	Nevada Department Of Corrections	BATTERY/DOMESTIC VIOLENCE SBH	126
NVDOC	Nevada Department Of Corrections	BATTERY DOMESTIC VIOLENCE W/UDW & W/SBH	23
NVDOC	Nevada Department Of Corrections	BATTERY WITC SEX ASSAULT SUBST HARM	10
NVDOC	Nevada Department Of Corrections	BATT W/ INTENT TO COMMIT SEXUAL ASSAULT	16
NVDOC	Nevada Department Of Corrections	BATT WITC SEX ASSAULT VICT UND 16	8
NVDOC	Nevada Department Of Corrections	COERCION SEXUALLY MOTIVATED	118
NVDOC	Nevada Department Of Corrections	CONSPIRACY TO COMMIT SEXUAL ASSAULT	9
NVDOC	Nevada Department Of Corrections	DOMESTIC BATTERY 3RD OFF	238
NVDOC	Nevada Department Of Corrections	DOMESTIC BATTERY BY STRANGULATION	153
NVDOC	Nevada Department Of Corrections	ELDER ABUSE W/ SBH	11
NVDOC	Nevada Department Of Corrections	EXPLOITATION OLDER PERSON OVER \$5000	12
NVDOC	Nevada Department Of Corrections	FAIL TO CHANGE ADDRESS/SEX OFFENDER	71
NVDOC	Nevada Department Of Corrections	FAIL TO REGISTER/SEX OFFENDER	20
NVDOC	Nevada Department Of Corrections	INCEST	9
NVDOC	Nevada Department Of Corrections	LEWDNESS W/ A MINOR	1091
NVDOC	Nevada Department Of Corrections	PANDERING	43
NVDOC	Nevada Department Of Corrections	PANDERING OF CHILD	7

Agency ID	Agency Description	Charge Detail	Registration Count
NVDOC	Nevada Department Of Corrections	PANDERING W/ VIOLENCE	10
NVDOC	Nevada Department Of Corrections	PLACING PERSON IN HOUSE OF PROSTITUTION	4
NVDOC	Nevada Department Of Corrections	PROMOTION OF SEXUAL PERFORMANCE BY MINOR	10
NVDOC	Nevada Department Of Corrections	SEX ASSAULT VICT UND 16 SUBST HARM	3
NVDOC	Nevada Department Of Corrections	SEX OFF/FAIL TO COMPLETE ANNUAL VERIF	2
NVDOC	Nevada Department Of Corrections	SEXUAL ABUSE OF CHILD	14
NVDOC	Nevada Department Of Corrections	SEXUAL ASSAULT	646
NVDOC	Nevada Department Of Corrections	SEXUAL ASSAULT, SBH	17
NVDOC	Nevada Department Of Corrections	SEXUAL ASSAULT, UDW	7
NVDOC	Nevada Department Of Corrections	SEXUAL ASSAULT VICT UNDER 16	605
NVDOC	Nevada Department Of Corrections	SEXUAL ASSAULT; VICT UNDER 16	2
NVDOC	Nevada Department Of Corrections	SEXUAL CONDUCT BY SCHOOL EMPLOY/TEACHER	24
NVDOC	Nevada Department Of Corrections	STATUTORY SEXUAL SEDUCTION	105
NVDOC	Nevada Department Of Corrections	TRANSPORTING PROSTITUTE W/IO	2
NVDOC	Nevada Department Of Corrections	UNLWFUL POSS OF SCANNING DVC OR RE-ENCDR	3
NVDOC	Nevada Department Of Corrections	USE OF MINOR IN PRODUCING PORNOGRAPHY	130
NVDOC	Nevada Department Of Corrections	VICTIM OVER 65 ENHANCEMENT	139
NVDOC	Nevada Department Of Corrections	VIOLATING AN EXTENDED PROTECTION ORDER	21
NVDOC	Nevada Department Of Corrections	VOLUNTARY SEX W/ A PRISONER	2
NVDOUGLASSO	Douglas County Sheriff	FORCE SEX ASSAULT, RAPE	2
NVDOUGLASSO	Douglas County Sheriff	SEXUAL ASSAULT VICTIM UNDER 16	15
NVDOUGLASSO	Douglas County Sheriff	THREATS/HARRASSMENT	4
NVELKOSO	Elko County Sheriff	DOMESTIC VIOLENCE	1
NVELKOSO	Elko County Sheriff	FORCE SEX ASSAULT, RAPE	2
NVELKOSO	Elko County Sheriff	NONFRC SEX ASSAULT, STAT RAPE	3
NVELKOSO	Elko County Sheriff	PROTECTION ORDER VIOLATION	3
NVEUREKASO	Eureka County Sheriff	BATTERY/DOMESTIC VIOLENCE	2
NVHUMBOLDT	Humboldt County Sheriff	ACTS WHICH CONSTITUTE DOMESTIC VIOLENCE	11
NVHUMBOLDT	Humboldt County Sheriff	BATTERY/DOMESTIC VIOLENCE	5
NVHUMBOLDT	Humboldt County Sheriff	BATTERY DOMESTIC VIOLENCE 1 PRIOR IN 7 YEARS	3
NVHUMBOLDT	Humboldt County Sheriff	BATTERY DOMESTIC VIOLENCE 2 WITHIN 7 YEARS	3
NVHUMBOLDT	Humboldt County Sheriff	DOM BATTERY, 1ST	2
NVHUMBOLDT	Humboldt County Sheriff	DOM BATTERY, 2ND	1
NVHUMBOLDT	Humboldt County Sheriff	DOM BATTERY BY STRANGULATION	3
NVHUMBOLDT	Humboldt County Sheriff	SEXUAL ASSAULT	3
NVHUMBOLDT	Humboldt County Sheriff	SEXUAL ASSAULT W/CHILD UNDER AGE OF 14	2
NVHUMBOLDT	Humboldt County Sheriff	STALKING 1ST OFFENSE	4
NVHUMBOLDT	Humboldt County Sheriff	VIOLATION OF TEMPORARY PROTECTIVE ORDER	2
NVHUMBOLDT	Humboldt County Sheriff	VIOL DOM VIOLENCE TPO	4
NVLANDERSO	Lander County Sheriff	AGGRAVATED STALKING	3
NVLANDERSO	Lander County Sheriff	BATTERY/DOMESTIC VIOLENCE	1
NVLANDERSO	Lander County Sheriff	DOM BATTERY BY STRANGULATION	4
NVLYONSO	Lyon County Sheriff	FORCE SEX ASSAULT, ATT RAPE	5
NVLYONSO	Lyon County Sheriff	FORCE SEX ASSAULT, FONDLING	9
NVLYONSO	Lyon County Sheriff	FORCE SEX ASSAULT, RAPE	14
NVLYONSO	Lyon County Sheriff	NONFRC SEX ASSAULT, STAT RAPE	12
NVLYONSO	Lyon County Sheriff	PROTECTION ORDER VIOLATION	19
NVLYONSO	Lyon County Sheriff	STALKING	3
NVMESQUITEPD	Mesquite Police Department	DOMESTIC BATTERY/SIMPLE	3
NVMESQUITEPD	Mesquite Police Department	FORCE SEX ASLT/RAPE	1
NVMINERALSO	Mineral County Sheriff	PROTECTION ORDER VIOLATION	2
NVNYESO	Nye County Sheriff	FORCE SEX ASSAULT, FONDLING	2
NVNYESO	Nye County Sheriff	PROTECTION ORDER VIOLATION	6
NVSTOREYSO	Storey County Sheriff	BATTERY (DOMESTIC VIOLENCE) (SCC 9.04.01)	1
NVWASHOESO	Washoe County Sheriff	AGGR STALKING	6
NVWASHOESO	Washoe County Sheriff	ASSAULT ON PROTECTED PERS	5
NVWASHOESO	Washoe County Sheriff	ASSAULT ON PROTECTED PERS, W/DW	11

Agency ID	Agency Description	Charge Detail	Registration Count
NVWASHOESO	Washoe County Sheriff	ATTEMPT SEX TRAFFICKING OF CHILD	1
NVWASHOESO	Washoe County Sheriff	ATT SEX ASSLT	9
NVWASHOESO	Washoe County Sheriff	BATTERY BY STRANGULATION	12
NVWASHOESO	Washoe County Sheriff	BATTERY BY STRANGULATION TO COMMIT SEX ASSAULT	4
NVWASHOESO	Washoe County Sheriff	BATTERY ON PROTECTED PERS	30
NVWASHOESO	Washoe County Sheriff	BATTERY ON PROTECTED PERS, E/VOP	2
NVWASHOESO	Washoe County Sheriff	BATTERY TO COMMIT SEX ASSLT, VICTIM < 16	4
NVWASHOESO	Washoe County Sheriff	BATTERY TO COMMIT SEX ASSLT, VICTIM 16+	19
NVWASHOESO	Washoe County Sheriff	BATTERY TO COMMIT SEX ASSLT, VICTIM 16+, E/VOP	7
NVWASHOESO	Washoe County Sheriff	COERC W/FORCE OR THREAT OF FORCE	8
NVWASHOESO	Washoe County Sheriff	COERC W/FORCE OR THREAT OF FORCE, E/DW,CG	1
NVWASHOESO	Washoe County Sheriff	COERC W/FORCE OR THREAT OF FORCE, E/SEX	1
NVWASHOESO	Washoe County Sheriff	CONSP ABUSE/EXPLOIT/ISOLATE OLD/VULN PERS, (1ST)	1
NVWASHOESO	Washoe County Sheriff	DOM BATTERY, 1ST	181
NVWASHOESO	Washoe County Sheriff	DOM BATTERY, (1ST)	7
NVWASHOESO	Washoe County Sheriff	DOM BATTERY, 1ST, E/VOP	5
NVWASHOESO	Washoe County Sheriff	DOM BATTERY, 2ND	51
NVWASHOESO	Washoe County Sheriff	DOM BATTERY, 2ND, E/VOP	3
NVWASHOESO	Washoe County Sheriff	DOM BATTERY, 3+	5
NVWASHOESO	Washoe County Sheriff	DOM BATTERY BY STRANGULATION	51
NVWASHOESO	Washoe County Sheriff	DOM BATTERY BY STRANGULATION, E/VOP	2
NVWASHOESO	Washoe County Sheriff	DOMESTIC BATTERY WITH SUBSTANTIAL BODILY HARM	12
NVWASHOESO	Washoe County Sheriff	DOMESTIC BATTERY WITH USE OF A DEADLY WEAPON	16
NVWASHOESO	Washoe County Sheriff	LEWDNESS W/CHILD UNDER 14,1ST	34
NVWASHOESO	Washoe County Sheriff	POSS VISUAL PORN OF PERS < 16, (1ST)	7
NVWASHOESO	Washoe County Sheriff	PROMO SEX PERFORMANCE OF MINOR, < 14	4
NVWASHOESO	Washoe County Sheriff	PROMO SEX PERFORMANCE OF MINOR, 14+	1
NVWASHOESO	Washoe County Sheriff	SEX ASSLT	29
NVWASHOESO	Washoe County Sheriff	SEX ASSLT AGAINST CHILD < 14	32
NVWASHOESO	Washoe County Sheriff	SEX ASSLT AGAINST CHILD < 16	3
NVWASHOESO	Washoe County Sheriff	SEX TRAFFICKING OF CHILD UNDER 16	1
NVWASHOESO	Washoe County Sheriff	STALKING, (1ST)	8
NVWASHOESO	Washoe County Sheriff	USE/PERMIT MINOR, < 14, TO PROD PORN	4
NVWASHOESO	Washoe County Sheriff	USE/PERMIT MINOR, 14+, TO PROD PORN	5
NVWASHOESO	Washoe County Sheriff	USE/PERMIT MINOR AGE 14+ AS SUBJ OF SEX PORTRAYAL	1
NVWASHOESO	Washoe County Sheriff	VIOL STALKING/HARASSMENT EPO	5
NVWASHOESO	Washoe County Sheriff	VIOL STALKING/HARASSMENT TPO	9
NVWHITEPINESO	White Pine County Sheriff	NRS 200.366 SEXUAL ASSAULT	4
NVWHITEPINESO	White Pine County Sheriff	NRS 200.4812 DOMESTIC BATTERY # 1	1
NVWHITEPINESO	White Pine County Sheriff	NRS 33.018 ACTS OF DOMESTIC VIOLENCE	1
NVWHITEPINESO	White Pine County Sheriff	SEXUAL ASSAULT VICTIM UNDER 16	3

7568

Statewide Nevada Summary

Month:

Oct-18

Registrations on Offenders with VAWA Charges	7694
Total Active Registrations for the State of Nevada	15464
Percentage of Statewide Program	50%

Detail

Registration Summary by Agency

Agency ID	Agency Description	Charge Detail	Registration Count
NVCHURCHILSO	Churchill County Sheriff	DOMESTIC BATTERY/SIMPLE	27
NVCHURCHILSO	Churchill County Sheriff	DOMESTIC VIOLENCE/AGG. INJURY	1
NVCHURCHILSO	Churchill County Sheriff	FORCE SEX ASLT/RAPE	6
NVCHURCHILSO	Churchill County Sheriff	NONFRC SEX ASLT/STATUTORY RAPE	4
NVCHURCHILSO	Churchill County Sheriff	RESTRAINING ORDER VIOLATION	9
NVCHURCHILSO	Churchill County Sheriff	SEX OFFENSE	18
NVCLARKSO	Clark County Detention Center	ADV/SOLICIT TO PROMO DISTR IMIT C/S, (3+	2
NVCLARKSO	Clark County Detention Center	ATTEMPTED BATTERY BY STRANGULATION	1
NVCLARKSO	Clark County Detention Center	ATTEMPTED DOMESTIC BATTERY-E/DW	2
NVCLARKSO	Clark County Detention Center	ATT SEX ASSAULT	23
NVCLARKSO	Clark County Detention Center	ATT SEX ASSAULT AGAINST CHILD < 16	6
NVCLARKSO	Clark County Detention Center	ATT SEX ASSAULT AGAINST CHILD UNDER 14	11
NVCLARKSO	Clark County Detention Center	ATT VIOL STALKING/HARASSMENT EPO	10
NVCLARKSO	Clark County Detention Center	BATTERY BY STRANGULATION	23
NVCLARKSO	Clark County Detention Center	BATTERY BY STRANGULATION TO COMMIT SEXUA	27
NVCLARKSO	Clark County Detention Center	BATTERY/DOMESTIC VIOLENCE	2
NVCLARKSO	Clark County Detention Center	BATTERY TO COMMIT SEX ASSAULT, R/SBH	14
NVCLARKSO	Clark County Detention Center	BATTERY TO COMMIT SEX ASSAULT, VICTIM <	1
NVCLARKSO	Clark County Detention Center	BATTERY TO COMMIT SEX ASSAULT, VICTIM 16	67
NVCLARKSO	Clark County Detention Center	BATTERY TO COMMIT SEXUAL ASSAULT E/DW	2
NVCLARKSO	Clark County Detention Center	BATT W/INTENT COMMIT SEX ASSLT VICTIM UN	8
NVCLARKSO	Clark County Detention Center	BURGLARY, (1ST), E/SEX	3
NVCLARKSO	Clark County Detention Center	CHILD SEX ABUSE/EXPLOIT, W/SBMH, CHILD <	100
NVCLARKSO	Clark County Detention Center	COERC W/FORCE OR THREAT OF FORCE, E/SEX	21
NVCLARKSO	Clark County Detention Center	CONSPIRE TO COMMIT SEX TRAFFICKING	1
NVCLARKSO	Clark County Detention Center	CONSP SEX ASSAULT	24
NVCLARKSO	Clark County Detention Center	DOM BATTERY BY STRANGULATION	146
NVCLARKSO	Clark County Detention Center	DOMESTIC BATTERY E/DW R/SBH	128
NVCLARKSO	Clark County Detention Center	DOMESTIC BATTERY WITH USE OF A DEADLY WE	44
NVCLARKSO	Clark County Detention Center	DOMESTIC BATTERY W/SBH	60
NVCLARKSO	Clark County Detention Center	INCEST	79
NVCLARKSO	Clark County Detention Center	KIDNAPPING OF MINOR, 1ST DEGREE, E/SEX	2
NVCLARKSO	Clark County Detention Center	MURDER, 1ST DEGREE, SEX ASSAULT/ABUSE CH	1
NVCLARKSO	Clark County Detention Center	PANDERING	2
NVCLARKSO	Clark County Detention Center	PROMO SEX PERFORMANCE OF MINOR, < 14	5
NVCLARKSO	Clark County Detention Center	SEX ACT, ADULT SCHOOL EMP/VOL W/PUPIL, 1	4
NVCLARKSO	Clark County Detention Center	SEX ASSAULT	250
NVCLARKSO	Clark County Detention Center	SEX ASSAULT AGAINST CHILD < 14	504
NVCLARKSO	Clark County Detention Center	SEX ASSAULT AGAINST CHILD < 16	271
NVCLARKSO	Clark County Detention Center	SEX ASSAULT AGAINST CHILD < 16, R/SBH, E	23

Statewide Nevada Summary

Month:

Nov-18

Registrations on Offenders with VAWA Charges	7913
Total Active Registrations for the State of Nevada	16734
Percentage of Statewide Program	47%

Detail

Registration Summary by Agency

Agency ID	Agency Description	Charge Detail	Registration Count
NVCHURCHILSO	Churchill County Sheriff	DOMESTIC BATTERY/SIMPLE	20
NVCHURCHILSO	Churchill County Sheriff	DOMESTIC VIOLENCE/AGG. INJURY	1
NVCHURCHILSO	Churchill County Sheriff	FORCE SEX ASLT/RAPE	6
NVCHURCHILSO	Churchill County Sheriff	NONFRC SEX ASLT/STATUTORY RAPE	4
NVCHURCHILSO	Churchill County Sheriff	RESTRAINING ORDER VIOLATION	3
NVCHURCHILSO	Churchill County Sheriff	SEX OFFENSE	18
NVCLARKSO	Clark County Detention Center	ATTEMPTED BATTERY BY STRANGULATION	3
NVCLARKSO	Clark County Detention Center	ATTEMPTED DOMESTIC BATTERY-E/DW	2
NVCLARKSO	Clark County Detention Center	ATTEMPT SEX TRAFFICKING OF ADULT	1
NVCLARKSO	Clark County Detention Center	ATT SEX ASSAULT	20
NVCLARKSO	Clark County Detention Center	ATT SEX ASSAULT AGAINST CHILD < 16	6
NVCLARKSO	Clark County Detention Center	ATT SEX ASSAULT AGAINST CHILD UNDER 14	10
NVCLARKSO	Clark County Detention Center	ATT VIOL STALKING/HARASSMENT EPO	10
NVCLARKSO	Clark County Detention Center	BATTERY BY STRANGULATION	24
NVCLARKSO	Clark County Detention Center	BATTERY BY STRANGULATION TO COMMIT SEXUA	27
NVCLARKSO	Clark County Detention Center	BATTERY/DOMESTIC VIOLENCE	2
NVCLARKSO	Clark County Detention Center	BATTERY TO COMMIT SEX ASSAULT, R/SBH	14
NVCLARKSO	Clark County Detention Center	BATTERY TO COMMIT SEX ASSAULT, VICTIM <	1
NVCLARKSO	Clark County Detention Center	BATTERY TO COMMIT SEX ASSAULT, VICTIM 16	65
NVCLARKSO	Clark County Detention Center	BATTERY TO COMMIT SEXUAL ASSAULT E/DW	3
NVCLARKSO	Clark County Detention Center	BATT W/INTENT COMMIT SEX ASSLT VICTIM UN	11
NVCLARKSO	Clark County Detention Center	BURGLARY, (1ST), E/SEX	3
NVCLARKSO	Clark County Detention Center	CHILD SEX ABUSE/EXPLOIT, W/SBMH, CHILD <	100
NVCLARKSO	Clark County Detention Center	COERC W/FORCE OR THREAT OF FORCE, E/SEX	19
NVCLARKSO	Clark County Detention Center	CONSPIRE TO COMMIT SEX TRAFFICKING	1
NVCLARKSO	Clark County Detention Center	CONSP SEX ASSAULT	24
NVCLARKSO	Clark County Detention Center	DOM BATTERY BY STRANGULATION	148
NVCLARKSO	Clark County Detention Center	DOMESTIC BATTERY E/DW R/SBH	218
NVCLARKSO	Clark County Detention Center	DOMESTIC BATTERY WITH USE OF A DEADLY WE	46
NVCLARKSO	Clark County Detention Center	DOMESTIC BATTERY W/SBH	59
NVCLARKSO	Clark County Detention Center	FTO SEX OFFENDER REG LAWS/REGS. (1ST)	2
NVCLARKSO	Clark County Detention Center	INCEST	79
NVCLARKSO	Clark County Detention Center	KIDNAPPING OF MINOR, 1ST DEGREE, E/SEX	2
NVCLARKSO	Clark County Detention Center	MURDER, 1ST DEGREE, SEX ASSAULT/ABUSE CH	1
NVCLARKSO	Clark County Detention Center	PANDERING	6
NVCLARKSO	Clark County Detention Center	PROMO SEX PERFORMANCE OF MINOR, < 14	5
NVCLARKSO	Clark County Detention Center	SEX ACT, ADULT SCHOOL EMP/VOL W/PUPIL, 1	4
NVCLARKSO	Clark County Detention Center	SEX ASSAULT	275
NVCLARKSO	Clark County Detention Center	SEX ASSAULT AGAINST CHILD < 14	504
NVCLARKSO	Clark County Detention Center	SEX ASSAULT AGAINST CHILD < 16	252

Statewide Nevada Summary

Month:

Dec-18

Registrations on Offenders with VAWA Charges	7914
Total Active Registrations for the State of Nevada	16711
Percentage of Statewide Program	47%

Detail

Registration Summary by Agency

Agency ID	Agency Description	Charge Detail	Registration Count
NVCHURCHILSO	Churchill County Sheriff	DOMESTIC BATTERY/SIMPLE	10
NVCHURCHILSO	Churchill County Sheriff	DOMESTIC VIOLENCE/AGG. INJURY	3
NVCHURCHILSO	Churchill County Sheriff	FORCE SEX ASLT/RAPE	6
NVCHURCHILSO	Churchill County Sheriff	NONFRC SEX ASLT/STATUTORY RAPE	9
NVCHURCHILSO	Churchill County Sheriff	RESTRAINING ORDER VIOLATION	4
NVCHURCHILSO	Churchill County Sheriff	SEX OFFENSE	18
NVCLARKSO	Clark County Detention Center	ADV/SOLICIT TO PROMO DISTR IMIT C/S (1ST	1
NVCLARKSO	Clark County Detention Center	ATTEMPTED DOMESTIC BATTERY-E/DW	2
NVCLARKSO	Clark County Detention Center	ATT SEX ASSAULT	25
NVCLARKSO	Clark County Detention Center	ATT SEX ASSAULT AGAINST CHILD < 16	7
NVCLARKSO	Clark County Detention Center	ATT SEX ASSAULT AGAINST CHILD UNDER 14	13
NVCLARKSO	Clark County Detention Center	ATT VIOL STALKING/HARASSMENT EPO	10
NVCLARKSO	Clark County Detention Center	BATTERY BY STRANGULATION	25
NVCLARKSO	Clark County Detention Center	BATTERY BY STRANGULATION TO COMMIT SEXUA	28
NVCLARKSO	Clark County Detention Center	BATTERY/DOMESTIC VIOLENCE	3
NVCLARKSO	Clark County Detention Center	BATTERY TO COMMIT SEX ASSAULT, R/SBH	14
NVCLARKSO	Clark County Detention Center	BATTERY TO COMMIT SEX ASSAULT, VICTIM <	1
NVCLARKSO	Clark County Detention Center	BATTERY TO COMMIT SEX ASSAULT, VICTIM 16	71
NVCLARKSO	Clark County Detention Center	BATTERY TO COMMIT SEXUAL ASSAULT E/DW	3
NVCLARKSO	Clark County Detention Center	BATT W/INTENT COMMIT SEX ASSLT VICTIM UN	17
NVCLARKSO	Clark County Detention Center	BURGLARY, (1ST), E/SEX	3
NVCLARKSO	Clark County Detention Center	CHILD SEX ABUSE/EXPLOIT, W/SBMH, CHILD <	100
NVCLARKSO	Clark County Detention Center	COERC W/FORCE OR THREAT OF FORCE, E/SEX	18
NVCLARKSO	Clark County Detention Center	CONSPIRE TO COMMIT SEX TRAFFICKING	1
NVCLARKSO	Clark County Detention Center	CONSP SEX ASSAULT	23
NVCLARKSO	Clark County Detention Center	CONSP VIOL SEX OFFENDER REG LAWS/REGS	2
NVCLARKSO	Clark County Detention Center	DOM BATTERY BY STRANGULATION	169
NVCLARKSO	Clark County Detention Center	DOMESTIC BATTERY E/DW R/SBH	206
NVCLARKSO	Clark County Detention Center	DOMESTIC BATTERY WITH USE OF A DEADLY WE	35
NVCLARKSO	Clark County Detention Center	DOMESTIC BATTERY W/SBH	64
NVCLARKSO	Clark County Detention Center	FTO SEX OFFENDER REG LAWS/REGS. (1ST)	5
NVCLARKSO	Clark County Detention Center	INCEST	79
NVCLARKSO	Clark County Detention Center	KIDNAPPING OF MINOR, 1ST DEGREE, E/SEX	2
NVCLARKSO	Clark County Detention Center	MURDER, 1ST DEGREE, SEX ASSAULT/ABUSE CH	1
NVCLARKSO	Clark County Detention Center	PANDERING	6
NVCLARKSO	Clark County Detention Center	PROMO SEX PERFORMANCE OF MINOR, < 14	5
NVCLARKSO	Clark County Detention Center	SEX ACT, ADULT SCHOOL EMP/VOL W/PUPIL, 1	4
NVCLARKSO	Clark County Detention Center	SEX ASSAULT	252
NVCLARKSO	Clark County Detention Center	SEX ASSAULT AGAINST CHILD < 14	514
NVCLARKSO	Clark County Detention Center	SEX ASSAULT AGAINST CHILD < 16	252